



Abertura Paranaense de Motocross

MX2

New Track 0,000 Km

Prova

25/3/2012 15:00

Race (20:00 and 2 Laps)

Lap	Lap Tm	Diff	Time of Day
(317) CARLOS EDUARDO MENDES FRANCO			
1	1:17.398	+0.511	16:12:50.056
2	1:17.079	+0.192	16:14:07.135
3	1:17.623	+0.736	16:15:24.758
4	1:17.636	+0.749	16:16:42.394
5	1:16.887	-	16:17:59.281
6	1:18.278	+1.391	16:19:17.559
7	1:18.350	+1.463	16:20:35.909
8	1:18.210	+1.323	16:21:54.119
9	1:19.246	+2.359	16:23:13.365
10	1:18.018	+1.131	16:24:31.383
11	1:19.096	+2.209	16:25:50.479
12	1:18.189	+1.302	16:27:08.668
13	1:18.247	+1.360	16:28:26.915
14	1:18.503	+1.616	16:29:45.418
15	1:18.977	+2.090	16:31:04.395
16	1:21.686	+4.799	16:32:26.081
17	1:24.388	+7.501	16:33:50.469

Lap	Lap Tm	Diff	Time of Day
(22) LEONARDO CRISTIAN SIMON			
1	1:18.280	+0.160	16:12:53.497
2	1:18.588	+0.468	16:14:12.085
3	1:18.120	-	16:15:30.205
4	1:18.940	+0.820	16:16:49.145
5	1:18.676	+0.556	16:18:07.821
6	1:18.919	+0.799	16:19:26.740
7	1:18.933	+0.813	16:20:45.673
8	1:18.506	+0.386	16:22:04.179
9	1:18.726	+0.606	16:23:22.905
10	1:19.515	+1.395	16:24:42.420
11	1:19.094	+0.974	16:26:01.514
12	1:18.380	+0.260	16:27:19.894
13	1:19.287	+1.167	16:28:39.181
14	1:18.840	+0.720	16:29:58.021
15	1:20.080	+1.960	16:31:18.101
16	1:25.313	+7.193	16:32:43.414
17	1:22.826	+4.706	16:34:06.240

Lap	Lap Tm	Diff	Time of Day
(214) LUCAS MARTINI			
1	1:18.797	+0.734	16:12:58.232
2	1:18.492	+0.429	16:14:16.724
3	1:18.063	-	16:15:34.787
4	1:18.210	+0.147	16:16:52.997
5	1:18.253	+0.190	16:18:11.250
6	1:19.019	+0.956	16:19:30.269
7	1:19.088	+1.025	16:20:49.357
8	1:19.262	+1.199	16:22:08.619
9	1:18.908	+0.845	16:23:27.527
10	1:19.725	+1.662	16:24:47.252
11	1:19.370	+1.307	16:26:06.622
12	1:20.435	+2.372	16:27:27.057
13	1:19.286	+1.223	16:28:46.343
14	1:19.487	+1.424	16:30:05.830
15	1:21.837	+3.774	16:31:27.667
16	1:21.046	+2.983	16:32:48.713
17	1:21.615	+3.552	16:34:10.328

Lap	Lap Tm	Diff	Time of Day
(108) JEREMIAS DURBANO			
1	1:21.727	+3.397	16:13:02.416
2	1:19.461	+1.131	16:14:21.877
3	1:18.330	-	16:15:40.207
4	1:20.436	+2.106	16:17:00.643
5	1:18.435	+0.105	16:18:19.078
6	1:19.462	+1.132	16:19:38.540
7	1:19.398	+1.068	16:20:57.938

Lap	Lap Tm	Diff	Time of Day
8	1:19.874	+1.544	16:22:17.812
9	1:18.656	+0.326	16:23:36.468
10	1:18.856	+0.526	16:24:55.324
11	1:18.549	+0.219	16:26:13.873
12	1:18.871	+0.541	16:27:32.744
13	1:20.562	+2.232	16:28:53.306
14	1:19.154	+0.824	16:30:12.460
15	1:20.778	+2.448	16:31:33.238
16	1:19.982	+1.652	16:32:53.220
17	1:19.701	+1.371	16:34:12.921

Lap	Lap Tm	Diff	Time of Day
(382) FELIPE MENEGAZZO			
1	1:19.946	+1.500	16:12:57.349
2	1:20.709	+2.263	16:14:18.058
3	1:21.172	+2.726	16:15:39.230
4	1:18.763	+0.317	16:16:57.993
5	1:19.566	+1.120	16:18:17.559
6	1:20.043	+1.597	16:19:37.602
7	1:18.933	+0.487	16:20:56.535
8	1:19.569	+1.123	16:22:16.104
9	1:19.694	+1.248	16:23:35.798
10	1:18.446	-	16:24:54.244
11	1:19.008	+0.562	16:26:13.252
12	1:18.731	+0.285	16:27:31.983
13	1:19.839	+1.393	16:28:51.822
14	1:19.707	+1.261	16:30:11.529
15	1:20.674	+2.228	16:31:32.203
16	1:20.428	+1.982	16:32:52.631
17	1:20.367	+1.921	16:34:12.998

Lap	Lap Tm	Diff	Time of Day
(700) RODRIGO TABORDA			
1	1:21.797	+2.973	16:13:03.022
2	1:19.627	+0.803	16:14:22.649
3	1:20.959	+2.135	16:15:43.608
4	1:20.025	+1.201	16:17:03.633
5	1:19.451	+0.627	16:18:23.084
6	1:18.824	-	16:19:41.908
7	1:20.568	+1.744	16:21:02.476
8	1:18.878	+0.054	16:22:21.354
9	1:19.175	+0.351	16:23:40.529
10	1:20.611	+1.787	16:25:01.140
11	1:20.222	+1.398	16:26:21.362
12	1:20.273	+1.449	16:27:41.635
13	1:20.126	+1.302	16:29:01.761
14	1:21.231	+2.407	16:30:22.992
15	1:21.433	+2.609	16:31:44.425
16	1:21.212	+2.388	16:33:05.637
17	1:22.283	+3.459	16:34:27.920

Lap	Lap Tm	Diff	Time of Day
(222) KAIAN TEIXEIRA EVANGELISTA			
1	1:20.419	+1.647	16:13:01.531
2	1:19.292	+0.520	16:14:20.823
3	1:18.772	-	16:15:39.595
4	1:18.932	+0.160	16:16:58.527
5	1:19.325	+0.553	16:18:17.852
6	1:19.989	+1.217	16:19:37.841
7	1:19.312	+0.540	16:20:57.153
8	1:20.468	+1.696	16:22:17.621
9	1:21.324	+2.552	16:23:38.945
10	1:20.240	+1.468	16:24:59.185
11	1:20.668	+1.896	16:26:19.853
12	1:20.067	+1.295	16:27:39.920
13	1:20.704	+1.932	16:29:00.624
14	1:22.650	+3.878	16:30:23.274
15	1:24.640	+5.868	16:31:47.914
16	1:22.545	+3.773	16:33:10.459

Lap	Lap Tm	Diff	Time of Day
17	1:21.434	+2.662	16:34:31.893
(127) ISMAEL ROJAS			
1	1:20.888	+2.173	16:13:11.161
2	1:20.453	+1.738	16:14:31.614
3	1:20.109	+1.394	16:15:51.723
4	1:21.519	+2.804	16:17:13.242
5	1:18.844	+0.129	16:18:32.086
6	1:18.715	-	16:19:50.801
7	1:19.240	+0.525	16:21:10.041
8	1:20.363	+1.648	16:22:30.404
9	1:31.166	+12.451	16:24:01.570
10	1:20.292	+1.577	16:25:21.862
11	1:19.659	+0.944	16:26:41.521
12	1:20.145	+1.430	16:28:01.666
13	1:21.437	+2.722	16:29:23.103
14	1:21.081	+2.366	16:30:44.184
15	1:20.099	+1.384	16:32:04.283
16	1:21.285	+2.570	16:33:25.568
17	1:22.972	+4.257	16:34:48.540

Lap	Lap Tm	Diff	Time of Day
(124) MARCOS HOLTMAN			
1	1:23.388	+2.718	16:13:05.818
2	1:20.670	-	16:14:26.488
3	1:21.327	+0.657	16:15:47.815
4	1:21.448	+0.778	16:17:09.263
5	1:21.741	+1.071	16:18:31.004
6	1:22.519	+1.849	16:19:53.523
7	1:22.555	+1.885	16:21:16.078
8	1:23.258	+2.588	16:22:39.336
9	1:21.563	+0.893	16:24:00.899
10	1:22.972	+2.302	16:25:23.871
11	1:22.201	+1.531	16:26:46.072
12	1:23.322	+2.652	16:28:09.394
13	1:22.974	+2.304	16:29:32.368
14	1:23.856	+3.186	16:30:56.224
15	1:25.849	+5.179	16:32:22.073
16	1:29.196	+8.526	16:33:51.269

Lap	Lap Tm	Diff	Time of Day
(15) MAURICIO RODRIGO CHOPTIAN BARANHUK			
1	1:22.622	+1.118	16:13:06.111
2	1:22.313	+0.809	16:14:28.424
3	1:22.296	+0.792	16:15:50.720
4	1:22.403	+0.899	16:17:13.123
5	1:21.701	+0.197	16:18:34.824
6	1:22.311	+0.807	16:19:57.135
7	1:22.031	+0.527	16:21:19.166
8	1:21.504	-	16:22:40.670
9	1:25.718	+4.214	16:24:06.388
10	1:23.562	+2.058	16:25:29.950
11	1:22.608	+1.104	16:26:52.558
12	1:23.498	+1.994	16:28:16.056
13	1:22.232	+0.728	16:29:38.288
14	1:23.467	+1.963	16:31:01.755
15	1:25.906	+4.402	16:32:27.661
16	1:24.461	+2.957	16:33:52.122

Lap	Lap Tm	Diff	Time of Day
(838) NORTON CARVALHO			
1	1:25.069	+3.672	16:13:14.647
2	1:23.972	+2.575	16:14:38.619
3	1:23.579	+2.182	16:16:02.198
4	1:21.972	+0.575	16:17:24.170
5	1:22.737	+1.340	16:18:46.907
6	1:21.475	+0.078	16:20:08.382
7	1:21.456	+0.059	16:21:29.838
8	1:22.872	+1.475	16:22:52.710

Cronometragem FPRM: Jorge L. Teixeira Jr.

Orbits 4

Leonardo Rosa

www.amb-it.com

Direção FPRM: Paulo Almeida

www.mylaps.com

ensend to: Federacao Paranaense de Motociclismo



Abertura Paranaense de Motocross

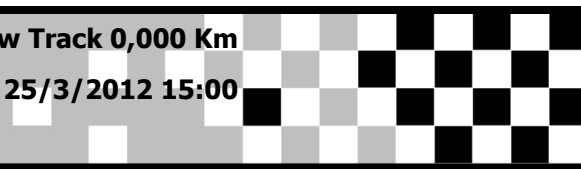
MX2

Prova

Race (20:00 and 2 Laps)

New Track 0,000 Km

25/3/2012 15:00



Lap	Lap Tm	Diff	Time of Day
9	1:23.175	+1.778	16:24:15.885
10	1:22.499	+1.102	16:25:38.384
11	1:21.735	+0.338	16:27:00.119
12	1:22.384	+0.987	16:28:22.503
13	1:21.397	-	16:29:43.900
14	1:24.663	+3.266	16:31:08.563
15	1:23.369	+1.972	16:32:31.932
16	1:25.319	+3.922	16:33:57.251

(307) JEISON SCHEIDT

1	1:24.165	+2.253	16:13:04.438
2	1:24.513	+2.601	16:14:28.951
3	1:24.866	+2.954	16:15:53.817
4	1:23.151	+1.239	16:17:16.968
5	1:23.979	+2.067	16:18:40.947
6	1:22.563	+0.651	16:20:03.510
7	1:22.711	+0.799	16:21:26.221
8	1:22.962	+1.050	16:22:49.183
9	1:21.912	-	16:24:11.095
10	1:23.116	+1.204	16:25:34.211
11	1:27.929	+6.017	16:27:02.140
12	1:26.340	+4.428	16:28:28.480
13	1:26.567	+4.655	16:29:55.047
14	1:26.616	+4.704	16:31:21.663
15	1:25.010	+3.098	16:32:46.673
16	1:26.037	+4.125	16:34:12.710

(101) ROBERT VAZQUEZ

1	1:24.388	+1.816	16:13:08.276
2	1:22.572	-	16:14:30.848
3	1:23.849	+1.277	16:15:54.697
4	1:22.995	+0.423	16:17:17.692
5	1:23.534	+0.962	16:18:41.226
6	1:23.129	+0.557	16:20:04.355
7	1:24.872	+2.300	16:21:29.227
8	1:25.817	+3.245	16:22:55.044
9	1:25.695	+3.123	16:24:20.739
10	1:25.794	+3.222	16:25:46.533
11	1:24.078	+1.506	16:27:10.611
12	1:25.292	+2.720	16:28:35.903
13	1:26.430	+3.858	16:30:02.333
14	1:26.104	+3.532	16:31:28.437
15	1:25.986	+3.414	16:32:54.423
16	1:24.767	+2.195	16:34:19.190

(55) CRISTIAN SCHERER

1	1:27.883	+5.348	16:13:20.726
2	1:24.417	+1.882	16:14:45.143
3	1:25.416	+2.881	16:16:10.559
4	1:23.546	+1.011	16:17:34.105
5	1:23.739	+1.204	16:18:57.844
6	1:23.331	+0.796	16:20:21.175
7	1:22.566	+0.031	16:21:43.741
8	1:22.681	+0.146	16:23:06.422
9	1:22.535	-	16:24:28.957
10	1:24.556	+2.021	16:25:53.513
11	1:23.069	+0.534	16:27:16.582
12	1:24.472	+1.937	16:28:41.054
13	1:23.663	+1.128	16:30:04.717
14	1:25.912	+3.377	16:31:30.629
15	1:24.811	+2.276	16:32:55.440
16	1:25.364	+2.829	16:34:20.804

(227) EWERTON P. O. BUENO

1	1:20.151	+1.853	16:12:56.792
2	1:18.604	+0.306	16:14:15.396

Lap	Lap Tm	Diff	Time of Day
3	1:18.298	-	16:15:33.694
4	1:20.108	+1.810	16:16:53.802
5	1:20.030	+1.732	16:18:13.832
6	1:20.979	+2.681	16:19:34.811
7	1:19.674	+1.376	16:20:54.485
8	1:19.904	+1.606	16:22:14.389
9	1:39.070	+20.772	16:23:53.459
10	1:25.224	+6.926	16:25:18.683
11	1:24.498	+6.200	16:26:43.181
12	1:25.039	+6.741	16:28:08.220
13	1:22.918	+4.620	16:29:31.138
14	1:22.242	+3.944	16:30:53.380
15	2:00.742	+42.444	16:32:54.122
16	1:34.818	+16.520	16:34:28.940

(994) PAULO HENRIQUE DA SILVA

1	1:26.864	+2.934	16:13:16.793
2	1:24.233	+0.303	16:14:41.026
3	1:26.011	+2.081	16:16:07.037
4	1:26.178	+2.248	16:17:33.215
5	1:26.174	+2.244	16:18:59.389
6	1:24.714	+0.784	16:20:24.103
7	1:24.374	+0.444	16:21:48.477
8	1:23.987	+0.057	16:23:12.464
9	1:25.951	+2.021	16:24:38.415
10	1:24.790	+0.860	16:26:03.205
11	1:26.087	+2.157	16:27:29.292
12	1:25.786	+1.856	16:28:55.078
13	1:23.930	-	16:30:19.008
14	1:24.300	+0.370	16:31:43.308
15	1:25.353	+1.423	16:33:08.661
16	1:25.393	+1.463	16:34:34.054

(94) KLEYMAR PANCERA

1	1:26.006	+2.352	16:13:09.917
2	1:24.660	+1.006	16:14:34.577
3	1:23.922	+0.268	16:15:58.499
4	1:23.654	-	16:17:22.153
5	1:23.913	+0.259	16:18:46.066
6	1:25.481	+1.827	16:20:11.547
7	1:24.563	+0.909	16:21:36.110
8	1:25.018	+1.364	16:23:01.128
9	1:24.164	+0.510	16:24:25.292
10	1:23.896	+0.242	16:25:49.188
11	1:26.481	+2.827	16:27:15.669
12	1:29.181	+5.527	16:28:44.850
13	1:29.708	+6.054	16:30:14.558
14	1:37.530	+13.876	16:31:52.088
15	1:26.595	+2.941	16:33:18.683
16	1:30.933	+7.279	16:34:49.616

(321) TIAGO GARCIA

1	1:28.146	+4.323	16:13:19.677
2	1:24.742	+0.919	16:14:44.419
3	1:24.223	+0.400	16:16:08.642
4	1:24.369	+0.546	16:17:33.011
5	1:23.842	+0.019	16:18:56.853
6	1:23.823	-	16:20:20.676
7	1:24.120	+0.297	16:21:44.796
8	1:25.772	+1.949	16:23:10.568
9	1:25.075	+1.252	16:24:35.643
10	1:27.440	+3.617	16:26:03.083
11	1:28.766	+4.943	16:27:31.849
12	1:28.116	+4.293	16:28:59.965
13	1:27.931	+4.108	16:30:27.896
14	1:29.701	+5.878	16:31:57.597

Lap	Lap Tm	Diff	Time of Day
15	1:28.684	+4.861	16:33:26.281
16	1:28.578	+4.755	16:34:54.859

(183) ALEXANDRE MOCELIN

1	1:25.270	+0.045	16:13:10.764
2	1:25.568	+0.343	16:14:36.332
3	1:27.966	+2.741	16:16:04.298
4	1:27.351	+2.126	16:17:31.649
5	1:25.615	+0.390	16:18:57.264
6	1:26.870	+1.645	16:20:24.134
7	1:28.671	+3.446	16:21:52.805
8	1:32.317	+7.092	16:23:25.122
9	1:31.918	+6.693	16:24:57.040
10	1:30.515	+5.290	16:26:27.555
11	1:27.087	+1.862	16:27:54.642
12	1:25.225	-	16:29:19.867
13	1:26.378	+1.153	16:30:46.245
14	1:26.355	+1.130	16:32:12.600
15	1:28.036	+2.811	16:33:40.636
16	1:29.645	+4.420	16:35:10.281

(171) LUCAS CARNEIRO PIRES

1	1:28.053	+4.614	16:13:18.310
2	1:24.657	+1.218	16:14:42.967
3	1:29.489	+6.050	16:16:12.456
4	1:24.677	+1.238	16:17:37.133
5	1:23.439	-	16:19:00.572
6	1:24.852	+1.413	16:20:25.424
7	1:25.707	+2.268	16:21:51.131
8	1:28.371	+4.932	16:23:19.502
9	1:30.020	+6.581	16:24:49.522
10	1:29.648	+6.209	16:26:19.170
11	1:31.463	+8.024	16:27:50.633
12	1:28.427	+4.988	16:29:19.060
13	1:29.197	+5.758	16:30:48.257
14	1:29.554	+6.115	16:32:17.811
15	1:30.947	+7.508	16:33:48.758
16	1:31.526	+8.087	16:35:20.284

(96) MARCELO GALANDO JUNIOR

1	1:31.242	-	16:13:29.693
2	1:31.873	+0.631	16:15:01.566
3	1:31.550	+0.308	16:16:33.116
4	1:32.442	+1.200	16:18:05.558
5	1:32.452	+1.210	16:19:38.010
6	1:34.476	+3.234	16:21:12.486
7	1:33.339	+2.097	16:22:45.825
8	1:32.554	+1.312	16:24:18.379
9	1:37.192	+5.950	16:25:55.571
10	1:35.005	+3.763	16:27:30.576
11	1:37.032	+5.790	16:29:07.608
12	1:34.717	+3.475	16:30:42.325
13	1:35.097	+3.855	16:32:17.422
14	1:38.747	+7.505	16:33:56.169

(37) LUIZ FELIPE BULGAÇOV E SILVA

1	1:26.060	+0.820	16:13:12.804
2	1:27.925	+2.685	16:14:40.729
3	1:25.240	-	16:16:05.969
4	1:25.974	+0.734	16:17:31.943
5	1:39.366	+14.126	16:19:11.309
6	1:29.197	+3.957	16:20:40.506
7	1:31.704	+6.464	16:22:12.210
8	1:33.221	+7.981	16:23:45.431
9	1:29.095	+3.855	16:25:14.526
10	1:33.060	+7.820	16:26:47.586



Abertura Paranaense de Motocross

MX2

New Track 0,000 Km

Prova

25/3/2012 15:00

Race (20:00 and 2 Laps)

Lap	Lap Tm	Diff	Time of Day
11	1:32.032	+6.792	16:28:19.618
12	1:33.919	+8.679	16:29:53.537
13	2:19.568	+54.328	16:32:13.105
14	1:50.234	+24.994	16:34:03.339

(322) ANDRÉ LUIS GENARO

Lap	Lap Tm	Diff	Time of Day
1	1:31.032	+2.442	16:13:25.304
2	1:29.387	+0.797	16:14:54.691
3	1:28.590	-	16:16:23.281
4	1:30.313	+1.723	16:17:53.594
5	1:32.522	+3.932	16:19:26.116
6	1:37.712	+9.122	16:21:03.828
7	1:39.284	+10.694	16:22:43.112
8	1:39.102	+10.512	16:24:22.214
9	1:36.377	+7.787	16:25:58.591
10	1:37.120	+8.530	16:27:35.711
11	1:36.991	+8.401	16:29:12.702
12	1:38.395	+9.805	16:30:51.097
13	1:40.730	+12.140	16:32:31.827
14	1:37.018	+8.428	16:34:08.845

(888) WILLIAM MELLO

Lap	Lap Tm	Diff	Time of Day
1	1:49.427	-	16:14:02.965
2	1:56.121	+6.694	16:15:59.086
3	1:57.330	+7.903	16:17:56.416
4	2:01.855	+12.428	16:19:58.271
5	1:58.630	+9.203	16:21:56.901
6	2:00.466	+11.039	16:23:57.367
7	2:01.424	+11.997	16:25:58.791
8	2:02.105	+12.678	16:28:00.896
9	1:56.871	+7.444	16:29:57.767
10	1:58.825	+9.398	16:31:56.592
11	1:57.795	+8.368	16:33:54.387

(516) MARCELO COSTA DESSUNTI

Lap	Lap Tm	Diff	Time of Day
1	1:27.200	+3.499	16:13:13.720
2	1:23.701	-	16:14:37.421
3	1:25.619	+1.918	16:16:03.040
4	1:24.549	+0.848	16:17:27.589
5	1:24.013	+0.312	16:18:51.602
6	1:25.502	+1.801	16:20:17.104
7	1:24.800	+1.099	16:21:41.904
8	1:27.568	+3.867	16:23:09.472
9	1:28.143	+4.442	16:24:37.615
10	1:46.670	+22.969	16:26:24.285

(100) ERIC VALENTIM

Lap	Lap Tm	Diff	Time of Day
1	1:29.552	+3.062	16:13:21.455
2	1:26.490	-	16:14:47.945
3	1:27.121	+0.631	16:16:15.066
4	1:27.705	+1.215	16:17:42.771
5	1:58.315	+31.825	16:19:41.086
6	1:28.396	+1.906	16:21:09.482
7	1:28.382	+1.892	16:22:37.864
8	1:31.529	+5.039	16:24:09.393
9	1:50.702	+24.212	16:26:00.095

(740) DIEGO TAVARES

Lap	Lap Tm	Diff	Time of Day
1	1:27.140	+2.937	16:13:18.279
2	1:24.203	-	16:14:42.482
3	1:34.603	+10.400	16:16:17.085
4	1:24.681	+0.478	16:17:41.766
5	1:24.303	+0.100	16:19:06.069
6	1:24.885	+0.682	16:20:30.954
7	1:32.995	+8.792	16:22:03.949
8	1:40.229	+16.026	16:23:44.178

Lap	Lap Tm	Diff	Time of Day
(228) JACSON KEIL			
1	1:28.873	+4.210	16:13:24.037
2	1:24.663	-	16:14:48.700
3	1:29.491	+4.828	16:16:18.191

Lap	Lap Tm	Diff	Time of Day
(27) PAULO CESAR LOPES			
1	1:37.626	-	16:13:41.859
2	1:38.467	+0.841	16:15:20.326
3	1:46.377	+8.751	16:17:06.703

Lap	Lap Tm	Diff	Time of Day
(831) PAULO EVANDRO BOSSO			
1	1:34.178	+3.195	16:13:23.299
2	1:30.983	-	16:14:54.282

Lap	Lap Tm	Diff	Time of Day
(4) WESLEY JEAN PASINI			
1	1:45.352	+2.732	16:13:55.527
2	1:42.620	-	16:15:38.147

Lap	Lap Tm	Diff	Time of Day
-----	--------	------	-------------



Abertura Paranaense de Motocross

MX3

New Track 0,000 Km

Prova

25/3/2012 13:30

Race (15:00 and 2 Laps)

Lap	Lap Tm	Diff	Time of Day
(731) VAGNER LACHI			
1	1:25.308	+3.241	14:12:17.557
2	1:24.703	+2.636	14:13:42.260
3	1:25.555	+3.488	14:15:07.815
4	1:26.818	+4.751	14:16:34.633
5	1:24.193	+2.126	14:17:58.826
6	1:24.667	+2.600	14:19:23.493
7	1:22.249	+0.182	14:20:45.742
8	1:22.223	+0.156	14:22:07.965
9	1:22.067	-	14:23:30.032
10	1:24.511	+2.444	14:24:54.543
11	1:23.922	+1.855	14:26:18.465
12	1:26.201	+4.134	14:27:44.666

Lap	Lap Tm	Diff	Time of Day
(21) WILLIAN GUIMARAES			
1	1:27.630	+6.615	14:12:34.437
2	1:24.165	+3.150	14:13:58.602
3	1:24.518	+3.503	14:15:23.120
4	1:24.345	+3.330	14:16:47.465
5	1:22.372	+1.357	14:18:09.837
6	1:21.015	-	14:19:30.852
7	1:21.924	+0.909	14:20:52.776
8	1:21.850	+0.835	14:22:14.626
9	1:21.342	+0.327	14:23:35.968
10	1:24.978	+3.963	14:25:00.946
11	1:27.679	+6.664	14:26:28.625
12	1:28.507	+7.492	14:27:57.132

Lap	Lap Tm	Diff	Time of Day
(153) NASRI SARKISS			
1	1:26.587	-	14:12:21.895
2	1:26.595	+0.008	14:13:48.490
3	1:27.392	+0.805	14:15:15.882
4	1:27.159	+0.572	14:16:43.041
5	1:27.272	+0.685	14:18:10.313
6	1:28.483	+1.896	14:19:38.796
7	1:27.932	+1.345	14:21:06.728
8	1:29.719	+3.132	14:22:36.447
9	1:28.638	+2.051	14:24:05.085
10	1:29.509	+2.922	14:25:34.594
11	1:28.306	+1.719	14:27:02.900
12	1:28.977	+2.390	14:28:31.877

Lap	Lap Tm	Diff	Time of Day
(702) THELLADUR			
1	1:29.033	+2.024	14:12:27.709
2	1:28.744	+1.735	14:13:56.453
3	1:28.393	+1.384	14:15:24.846
4	1:27.326	+0.317	14:16:52.172
5	1:27.009	-	14:18:19.181
6	1:27.165	+0.156	14:19:46.346
7	1:28.364	+1.355	14:21:14.710
8	1:28.371	+1.362	14:22:43.081
9	1:27.516	+0.507	14:24:10.597
10	1:28.281	+1.272	14:25:38.878
11	1:27.757	+0.748	14:27:06.635
12	1:28.990	+1.981	14:28:35.625

Lap	Lap Tm	Diff	Time of Day
(928) JEVERSON CAMILOTI			
1	1:29.793	+4.156	14:12:28.921
2	1:30.390	+4.753	14:13:59.311
3	1:28.264	+2.627	14:15:27.575
4	1:26.632	+0.995	14:16:54.207
5	1:25.637	-	14:18:19.844
6	1:27.493	+1.856	14:19:47.337
7	1:28.033	+2.396	14:21:15.370
8	1:28.323	+2.686	14:22:43.693

Lap	Lap Tm	Diff	Time of Day
9	1:27.444	+1.807	14:24:11.137
10	1:32.160	+6.523	14:25:43.297
11	1:34.793	+9.156	14:27:18.090
12	1:37.126	+11.489	14:28:55.216

Lap	Lap Tm	Diff	Time of Day
(99) LUIZ FERNANDO MEDEIROS ORLANDO			
1	1:35.778	+10.089	14:12:30.577
2	1:29.159	+3.470	14:13:59.736
3	1:28.512	+2.823	14:15:28.248
4	1:26.984	+1.295	14:16:55.232
5	1:25.689	-	14:18:20.921
6	1:27.394	+1.705	14:19:48.315
7	1:33.395	+7.706	14:21:21.710
8	1:31.215	+5.526	14:22:52.925
9	1:31.829	+6.140	14:24:24.754
10	1:32.909	+7.220	14:25:57.663
11	1:33.133	+7.444	14:27:30.796
12	1:32.174	+6.485	14:29:02.970

Lap	Lap Tm	Diff	Time of Day
(9) OLAVIO CARPINSKI - NECO			
1	1:28.767	+0.194	14:12:32.174
2	1:29.610	+1.037	14:14:01.784
3	1:30.489	+1.916	14:15:32.273
4	1:30.202	+1.629	14:17:02.475
5	1:29.092	+0.519	14:18:31.567
6	1:31.789	+3.216	14:20:03.356
7	1:29.040	+0.467	14:21:32.396
8	1:28.975	+0.402	14:23:01.371
9	1:33.018	+4.445	14:24:34.389
10	1:34.542	+5.969	14:26:08.931
11	1:28.573	-	14:27:37.504
12	1:29.674	+1.101	14:29:07.178

Lap	Lap Tm	Diff	Time of Day
(64) FABIO SUKEKAVA			
1	1:29.030	-	14:12:26.711
2	1:31.213	+2.183	14:13:57.924
3	1:33.127	+4.097	14:15:31.051
4	1:30.314	+1.284	14:17:01.365
5	1:29.281	+0.251	14:18:30.646
6	1:31.504	+2.474	14:20:02.150
7	1:32.665	+3.635	14:21:34.815
8	1:31.952	+2.922	14:23:06.767
9	1:31.757	+2.727	14:24:38.524
10	1:31.482	+2.452	14:26:10.006
11	1:29.541	+0.511	14:27:39.547
12	1:29.189	+0.159	14:29:08.736

Lap	Lap Tm	Diff	Time of Day
(107) JULIANO SARDANHA			
1	1:29.846	+0.206	14:12:36.145
2	1:30.759	+1.119	14:14:06.904
3	1:29.640	-	14:15:36.544
4	1:30.128	+0.488	14:17:06.672
5	1:33.685	+4.045	14:18:40.357
6	1:32.445	+2.805	14:20:12.802
7	1:32.026	+2.386	14:21:44.828
8	1:32.903	+3.263	14:23:17.731
9	1:32.399	+2.759	14:24:50.130
10	1:33.282	+3.642	14:26:23.412
11	1:31.743	+2.103	14:27:55.155

Lap	Lap Tm	Diff	Time of Day
(35) GUSTAVO HENRIQUE FIGUEIREDO BUENO			
1	1:33.674	+3.311	14:12:38.633
2	1:30.363	-	14:14:08.996
3	1:30.830	+0.467	14:15:39.826
4	1:31.667	+1.304	14:17:11.493
5	1:32.922	+2.559	14:18:44.415

Lap	Lap Tm	Diff	Time of Day
6	1:33.154	+2.791	14:20:17.569
7	1:33.868	+3.505	14:21:51.437
8	1:32.420	+2.057	14:23:23.857
9	1:32.483	+2.120	14:24:56.340
10	1:33.503	+3.140	14:26:29.843
11	1:33.974	+3.611	14:28:03.817

Lap	Lap Tm	Diff	Time of Day
(77) EMERSON ROZENTALSKI			
1	1:33.293	-	14:12:41.124
2	1:33.545	+0.252	14:14:14.669
3	1:33.754	+0.461	14:15:48.423
4	1:36.340	+3.047	14:17:24.763
5	1:37.500	+4.207	14:19:02.263
6	1:38.089	+4.796	14:20:40.352
7	1:41.088	+7.795	14:22:21.440
8	1:41.476	+8.183	14:24:02.916
9	1:43.806	+10.513	14:25:46.722
10	1:40.062	+6.769	14:27:26.784
11	1:39.408	+6.115	14:29:06.192

Lap	Lap Tm	Diff	Time of Day
(50) CLAUDINEY GUASTI			
1	1:27.866	-	14:12:21.379
2	1:32.964	+5.098	14:13:54.343
3	1:36.563	+8.697	14:15:30.906
4	1:37.000	+9.134	14:17:07.906
5	1:43.066	+15.200	14:18:50.972

Lap	Lap Tm	Diff	Time of Day
(777) GILSON FREIRE			
1	1:32.512	+2.861	14:12:34.177
2	1:29.651	-	14:14:03.828
3	1:30.054	+0.403	14:15:33.882
4	1:30.458	+0.807	14:17:04.340

Cronometragem FPRM: Jorge L. Teixeira Jr.

Orbits 4

Leonardo Rosa

www.amb-it.com

Direção FPRM: Paulo Almeida

www.mylaps.com

ensend to: Federacao Paranaense de Motociclismo

Abertura Paranaense de Motocross

MX4

New Track 0,000 Km

Prova

25/3/2012 12:00

Race (15:00 and 2 Laps)

Lap	Lap Tm	Diff	Time of Day
(9) OLAVIO CARPINSKI - NECO			
1	1:26.890	+1.430	12:30:34.929
2	1:27.143	+1.683	12:32:02.072
3	1:25.460	-	12:33:27.532
4	1:25.791	+0.331	12:34:53.323
5	1:27.721	+2.261	12:36:21.044
6	1:30.346	+4.886	12:37:51.390
7	1:30.166	+4.706	12:39:21.556
8	1:28.181	+2.721	12:40:49.737
9	1:28.391	+2.931	12:42:18.128
10	1:30.867	+5.407	12:43:48.995
11	1:32.424	+6.964	12:45:21.419
12	1:30.811	+5.351	12:46:52.230

Lap	Lap Tm	Diff	Time of Day
(777) GILSON FREIRE			
1	1:31.022	+2.912	12:30:39.660
2	1:30.113	+2.003	12:32:09.773
3	1:28.110	-	12:33:37.883
4	1:29.329	+1.219	12:35:07.212
5	1:28.585	+0.475	12:36:35.797
6	1:29.053	+0.943	12:38:04.850
7	1:28.875	+0.765	12:39:33.725
8	1:28.625	+0.515	12:41:02.350
9	1:28.962	+0.852	12:42:31.312
10	1:28.484	+0.374	12:43:59.796
11	1:29.165	+1.055	12:45:28.961
12	1:29.628	+1.518	12:46:58.589

Lap	Lap Tm	Diff	Time of Day
(24) CESAR MOCELIN			
1	1:30.473	+2.531	12:30:36.908
2	1:27.942	-	12:32:04.850
3	1:28.398	+0.456	12:33:33.248
4	1:28.497	+0.555	12:35:01.745
5	1:28.869	+0.927	12:36:30.614
6	1:31.997	+4.055	12:38:02.611
7	1:30.039	+2.097	12:39:32.650
8	1:28.011	+0.069	12:41:00.661
9	1:31.101	+3.159	12:42:31.762
10	1:29.917	+1.975	12:44:01.679
11	1:28.758	+0.816	12:45:30.437
12	1:30.868	+2.926	12:47:01.305

Lap	Lap Tm	Diff	Time of Day
(377) ELEVIR PASCHUINI			
1	1:31.575	+3.827	12:30:38.850
2	1:30.410	+2.662	12:32:09.260
3	1:31.430	+3.682	12:33:40.690
4	1:29.207	+1.459	12:35:09.897
5	1:30.618	+2.870	12:36:40.515
6	1:29.196	+1.448	12:38:09.711
7	1:29.810	+2.062	12:39:39.521
8	1:28.934	+1.186	12:41:08.455
9	1:27.748	-	12:42:36.203
10	1:29.539	+1.791	12:44:05.742
11	1:28.665	+0.917	12:45:34.407
12	1:29.237	+1.489	12:47:03.644

Lap	Lap Tm	Diff	Time of Day
(50) CLAUDINEY GUASTI			
1	1:29.681	+2.601	12:30:32.638
2	1:28.979	+1.899	12:32:01.617
3	1:30.474	+3.394	12:33:32.091
4	1:28.956	+1.876	12:35:01.047
5	1:27.080	-	12:36:28.127
6	1:30.196	+3.116	12:37:58.323
7	1:29.234	+2.154	12:39:27.557
8	1:31.609	+4.529	12:40:59.166

Lap	Lap Tm	Diff	Time of Day
9	1:31.921	+4.841	12:42:31.087
10	1:31.713	+4.633	12:44:02.800
11	1:30.928	+3.848	12:45:33.728
12	1:31.795	+4.715	12:47:05.523

Lap	Lap Tm	Diff	Time of Day
(101) CLAUDINEI AVILA			
1	1:30.966	+1.996	12:30:43.072
2	1:30.729	+1.759	12:32:13.801
3	1:30.321	+1.351	12:33:44.122
4	1:29.618	+0.648	12:35:13.740
5	1:28.970	-	12:36:42.710
6	1:29.874	+0.904	12:38:12.584
7	1:30.730	+1.760	12:39:43.314
8	1:30.489	+1.519	12:41:13.803
9	1:30.289	+1.319	12:42:44.092
10	1:31.297	+2.327	12:44:15.389
11	1:35.574	+6.604	12:45:50.963
12	1:33.925	+4.955	12:47:24.888

Lap	Lap Tm	Diff	Time of Day
(500) JOSIAS BENASSE GRIJO BENASSE			
1	1:33.648	+3.926	12:30:47.025
2	1:32.387	+2.665	12:32:19.412
3	1:30.470	+0.748	12:33:49.882
4	1:29.736	+0.014	12:35:19.618
5	1:31.023	+1.301	12:36:50.641
6	1:29.722	-	12:38:20.363
7	1:30.914	+1.192	12:39:51.277
8	1:32.169	+2.447	12:41:23.446
9	1:31.849	+2.127	12:42:55.295
10	1:30.543	+0.821	12:44:25.838
11	1:34.393	+4.671	12:46:00.231
12	1:34.093	+4.371	12:47:34.324

Lap	Lap Tm	Diff	Time of Day
(153) NASRI SARKISS			
1	2:20.361	+52.873	12:31:24.504
2	1:27.488	-	12:32:51.992
3	1:30.004	+2.516	12:34:21.996
4	1:29.703	+2.215	12:35:51.699
5	1:29.886	+2.398	12:37:21.585
6	1:29.907	+2.419	12:38:51.492
7	1:30.021	+2.533	12:40:21.513
8	1:29.828	+2.340	12:41:51.341
9	1:28.678	+1.190	12:43:20.019
10	1:31.287	+3.799	12:44:51.306
11	1:29.518	+2.030	12:46:20.824
12	1:29.500	+2.012	12:47:50.324

Lap	Lap Tm	Diff	Time of Day
(32) LEANDRO TUTES DE OLIVEIRA			
1	1:32.811	+2.314	12:30:46.397
2	1:32.409	+1.912	12:32:18.806
3	1:30.497	-	12:33:49.303
4	1:32.237	+1.740	12:35:21.540
5	1:33.281	+2.784	12:36:54.821
6	1:33.814	+3.317	12:38:28.635
7	1:32.211	+1.714	12:40:00.846
8	1:33.803	+3.306	12:41:34.649
9	1:35.374	+4.877	12:43:10.023
10	1:35.245	+4.748	12:44:45.268
11	1:37.267	+6.770	12:46:22.535
12	1:38.051	+7.554	12:48:00.586

Lap	Lap Tm	Diff	Time of Day
(77) EMERSON ROZENTALSKI			
1	1:35.893	+3.347	12:30:51.354
2	1:35.000	+2.454	12:32:26.354
3	1:32.546	-	12:33:58.900
4	1:34.214	+1.668	12:35:33.114

Lap	Lap Tm	Diff	Time of Day
5	1:34.502	+1.956	12:37:07.616
6	1:33.705	+1.159	12:38:41.321
7	1:34.367	+1.821	12:40:15.688
8	1:36.475	+3.929	12:41:52.163
9	1:35.285	+2.739	12:43:27.448
10	1:35.734	+3.188	12:45:03.182
11	1:37.999	+5.453	12:46:41.181
12	1:38.589	+6.043	12:48:19.770

Lap	Lap Tm	Diff	Time of Day
(421) FRANCO FRACCAROLI			
1	1:35.825	+2.672	12:30:50.884
2	1:33.153	-	12:32:24.037
3	1:33.811	+0.658	12:33:57.848
4	1:34.971	+1.818	12:35:32.819
5	1:37.740	+4.587	12:37:10.559
6	1:37.659	+4.506	12:38:48.218
7	1:36.299	+3.146	12:40:24.517
8	1:37.606	+4.453	12:42:02.123
9	1:36.484	+3.331	12:43:38.607
10	1:37.233	+4.080	12:45:15.840
11	1:40.430	+7.277	12:46:56.270

Lap	Lap Tm	Diff	Time of Day
(3) MARCOS ANTONIO MOTTA MOTTA			
1	1:36.370	+0.811	12:30:53.440
2	1:35.559	-	12:32:28.999
3	1:37.030	+1.471	12:34:06.029
4	1:36.800	+1.241	12:35:42.829
5	1:36.343	+0.784	12:37:19.172
6	1:38.093	+2.534	12:38:57.265
7	1:37.177	+1.618	12:40:34.442
8	1:36.336	+0.777	12:42:10.778
9	1:37.738	+2.179	12:43:48.516
10	1:38.351	+2.792	12:45:26.867
11	1:42.974	+7.415	12:47:09.841

Lap	Lap Tm	Diff	Time of Day
(311) MARCOS LIBERATTI			
1	1:39.733	+9.059	12:31:03.501
2	1:34.718	+4.044	12:32:38.219
3	1:31.484	+0.810	12:34:09.703
4	1:30.681	+0.007	12:35:40.384
5	1:30.674	-	12:37:11.058
6	1:31.485	+0.811	12:38:42.543
7	1:32.968	+2.294	12:40:15.511
8	1:58.356	+27.682	12:42:13.867
9	1:38.351	+7.677	12:43:52.218
10	1:36.071	+5.397	12:45:28.289
11	1:44.253	+13.579	12:47:12.542

Lap	Lap Tm	Diff	Time of Day
(74) CRISTIANO FERNANDES			
1	1:38.165	+0.821	12:30:55.613
2	1:42.048	+4.704	12:32:37.661
3	1:38.258	+0.914	12:34:15.919
4	1:38.760	+1.416	12:35:54.679
5	1:39.892	+2.548	12:37:34.571
6	1:39.513	+2.169	12:39:14.084
7	1:39.614	+2.270	12:40:53.698
8	1:41.732	+4.388	12:42:35.430
9	1:37.344	-	12:44:12.774
10	1:39.974	+2.630	12:45:52.748
11	1:38.817	+1.473	12:47:31.565

Lap	Lap Tm	Diff	Time of Day
(218) MARCIAL SAMANIEGO			
1	1:36.812		



Abertura Paranaense de Motocross

55cc

New Track 0,000 Km

Prova

25/3/2012 14:00

Race (10:00 and 1 Laps)

Lap	Lap Tm	Diff	Time of Day
(18) GERMAN SAMANIEGO			
1	1:57.862	+4.749	14:42:46.999
2	1:53.511	+0.398	14:44:40.510
3	1:55.495	+2.382	14:46:36.005
4	1:53.113	-	14:48:29.118
5	1:57.623	+4.510	14:50:26.741
6	1:59.852	+6.739	14:52:26.593

(189) JOAO RICARDO BORTOLUZZI DE ALBUQUERQUE			
1	2:02.226	+0.118	14:42:53.632
2	2:04.393	+2.285	14:44:58.025
3	2:02.108	-	14:47:00.133
4	2:03.307	+1.199	14:49:03.440
5	2:03.441	+1.333	14:51:06.881
6	2:02.537	+0.429	14:53:09.418

(14) PAULO VICENTE KUSHINO			
1	2:05.167	+1.604	14:43:03.701
2	2:06.283	+2.720	14:45:09.984
3	2:03.563	-	14:47:13.547
4	2:06.166	+2.603	14:49:19.713
5	2:04.990	+1.427	14:51:24.703
6	2:07.435	+3.872	14:53:32.138

(104) RENAN MENDES FERREIRA			
1	2:26.210	+27.736	14:43:25.346
2	2:01.118	+2.644	14:45:26.464
3	1:58.474	-	14:47:24.938
4	2:01.137	+2.663	14:49:26.075
5	1:59.464	+0.990	14:51:25.539
6	2:22.593	+24.119	14:53:48.132

(71) KAUAN KUHN			
1	2:17.522	+16.245	14:43:19.015
2	2:19.158	+17.881	14:45:38.173
3	2:01.277	-	14:47:39.450
4	2:02.957	+1.680	14:49:42.407
5	2:02.886	+1.609	14:51:45.293
6	2:15.127	+13.850	14:54:00.420

(10) LUCAS EDUARDO DOS SANTOS RIBEI			
1	2:15.701	+3.581	14:43:16.622
2	2:13.735	+1.615	14:45:30.357
3	2:12.120	-	14:47:42.477
4	2:12.264	+0.144	14:49:54.741
5	2:13.108	+0.988	14:52:07.849
6	2:12.173	+0.053	14:54:20.022

(29) GUSTAVO HENRIQUE HU HATLEBEN			
1	2:31.182	+6.494	14:43:44.345
2	2:29.591	+4.903	14:46:13.936
3	2:24.688	-	14:48:38.624
4	2:25.248	+0.560	14:51:03.872
5	2:24.972	+0.284	14:53:28.844

(115) NICOLAS BERTASSO GOUVEIA			
1	2:51.278	+8.234	14:44:29.262
2	2:45.712	+2.668	14:47:14.974
3	2:43.044	-	14:49:58.018
4	2:45.086	+2.042	14:52:43.104

(89) JHAMYS CAUAN DE OLIVEIRA			
1	3:56.899	+20.146	14:46:59.757
2	3:50.626	+13.873	14:50:50.383
3	3:36.753	-	14:54:27.136

Lap	Lap Tm	Diff	Time of Day
(321) MICHEL VIAU VOZNEI			
1	2:33.681	-	14:43:56.746
2	3:12.653	+38.972	14:47:09.399

Lap	Lap Tm	Diff	Time of Day
-----	--------	------	-------------



Abertura Paranaense de Motocross

65cc

New Track 0,000 Km

Prova

25/3/2012 13:00

Race (15:00 and 2 Laps)

Lap	Lap Tm	Diff	Time of Day
(25) LEONARDO CASSAROTTI			
1	1:34.598	+2.421	13:41:02.903
2	1:33.765	+1.588	13:42:36.668
3	1:33.179	+1.002	13:44:09.847
4	1:33.996	+1.819	13:45:43.843
5	1:34.783	+2.606	13:47:18.626
6	1:35.049	+2.872	13:48:53.675
7	1:33.948	+1.771	13:50:27.623
8	1:32.177	-	13:51:59.800
9	1:34.286	+2.109	13:53:34.086
10	1:38.517	+6.340	13:55:12.603
11	1:46.616	+14.439	13:56:59.219

Lap	Lap Tm	Diff	Time of Day
(71) GABRIEL FAVERO E SILVA			
1	1:34.387	+0.895	13:41:03.782
2	1:33.875	+0.383	13:42:37.657
3	1:34.668	+1.176	13:44:12.325
4	1:34.551	+1.059	13:45:46.876
5	1:34.372	+0.880	13:47:21.248
6	1:35.351	+1.859	13:48:56.599
7	1:33.492	-	13:50:30.091
8	1:36.426	+2.934	13:52:06.517
9	2:04.955	+31.463	13:54:11.472
10	1:41.803	+8.311	13:55:53.275
11	1:43.867	+10.375	13:57:37.142

Lap	Lap Tm	Diff	Time of Day
(96) WILLYAN DEIVIS FUCKS			
1	1:40.648	+2.693	13:41:13.088
2	1:38.896	+0.941	13:42:51.984
3	1:37.955	-	13:44:29.939
4	1:40.105	+2.150	13:46:10.044
5	1:40.398	+2.443	13:47:50.442
6	1:42.321	+4.366	13:49:32.763
7	1:42.688	+4.733	13:51:15.451
8	1:40.649	+2.694	13:52:56.100
9	1:42.464	+4.509	13:54:38.564
10	1:44.500	+6.545	13:56:23.064
11	1:46.416	+8.461	13:58:09.480

Lap	Lap Tm	Diff	Time of Day
(59) MATHEUS FAVERO E SILVA			
1	1:42.022	+2.725	13:41:17.602
2	1:39.768	+0.471	13:42:57.370
3	1:39.297	-	13:44:36.667
4	1:41.110	+1.813	13:46:17.777
5	1:43.198	+3.901	13:48:00.975
6	1:42.637	+3.340	13:49:43.612
7	1:40.797	+1.500	13:51:24.409
8	1:42.024	+2.727	13:53:06.433
9	1:46.763	+7.466	13:54:53.196
10	1:44.221	+4.924	13:56:37.417
11	1:45.361	+6.064	13:58:22.778

Lap	Lap Tm	Diff	Time of Day
(1) LEONARDO NUNES			
1	2:42.900	+1:03.950	13:42:17.110
2	1:38.950	-	13:43:56.060
3	1:39.909	+0.959	13:45:35.969
4	1:41.237	+2.287	13:47:17.206
5	1:41.923	+2.973	13:48:59.129
6	1:41.829	+2.879	13:50:40.958
7	1:40.633	+1.683	13:52:21.591
8	1:39.825	+0.875	13:54:01.416
9	1:41.450	+2.500	13:55:42.866
10	1:42.994	+4.044	13:57:25.860

Lap	Lap Tm	Diff	Time of Day
(101) RHUANN AVILA			

Lap	Lap Tm	Diff	Time of Day
1	1:50.971	+1.757	13:41:54.876
2	1:49.214	-	13:43:44.090
3	1:52.702	+3.488	13:45:36.792
4	1:51.704	+2.490	13:47:28.496
5	1:54.702	+5.488	13:49:23.198
6	1:51.931	+2.717	13:51:15.129
7	1:56.679	+7.465	13:53:11.808
8	1:51.965	+2.751	13:55:03.773
9	1:52.424	+3.210	13:56:56.197
10	1:52.070	+2.856	13:58:48.267

Lap	Lap Tm	Diff	Time of Day
(69) HUGO VINICIUS BARRANCO CIARINI			
1	1:54.049	+4.244	13:41:37.988
2	1:53.504	+3.699	13:43:31.492
3	1:51.620	+1.815	13:45:23.112
4	1:51.502	+1.697	13:47:14.614
5	1:54.143	+4.338	13:49:08.757
6	1:54.348	+4.543	13:51:03.105
7	2:12.113	+22.308	13:53:15.218
8	1:51.719	+1.914	13:55:06.937
9	1:49.805	-	13:56:56.742
10	2:19.345	+29.540	13:59:16.087

Lap	Lap Tm	Diff	Time of Day
(10) NATHAN CARVALHO			
1	1:51.527	+0.699	13:41:41.315
2	1:50.949	+0.121	13:43:32.264
3	1:51.704	+0.876	13:45:23.968
4	2:21.580	+30.752	13:47:45.548
5	1:50.828	-	13:49:36.376
6	1:52.542	+1.714	13:51:28.918
7	1:52.004	+1.176	13:53:20.922
8	1:53.248	+2.420	13:55:14.170
9	2:08.829	+18.001	13:57:22.999

Lap	Lap Tm	Diff	Time of Day
(800) CRISTIAN GUSTAVO GOMES			
1	1:53.959	+1.036	13:41:47.405
2	1:53.916	+0.993	13:43:41.321
3	2:10.451	+17.528	13:45:51.772
4	1:58.090	+5.167	13:47:49.862
5	1:55.272	+2.349	13:49:45.134
6	1:55.206	+2.283	13:51:40.340
7	1:56.075	+3.152	13:53:36.415
8	1:55.434	+2.511	13:55:31.849
9	1:52.923	-	13:57:24.772

Lap	Lap Tm	Diff	Time of Day
(18) GERMAN SAMANIEGO			
1	7:19.756	+5:30.917	13:47:32.804
2	1:52.282	+3.443	13:49:25.086
3	1:51.673	+2.834	13:51:16.759
4	1:48.839	-	13:53:05.598
5	1:52.678	+3.839	13:54:58.276
6	1:51.705	+2.866	13:56:49.981
7	1:52.684	+3.845	13:58:42.665

Lap	Lap Tm	Diff	Time of Day
(88) PABLO OLMEDO			
1	1:36.201	+1.049	13:41:09.156
2	1:35.152	-	13:42:44.308
3	1:37.093	+1.941	13:44:21.401

Cronometragem FPRM: Jorge L. Teixeira Jr.

Orbits 4

Leonardo Rosa

www.amb-it.com

Direção FPRM: Paulo Almeida

www.mylaps.com

ensed to: Federacao Paranaense de Motociclismo

Abertura Paranaense de Motocross

85cc

Prova

Race (15:00 and 2 Laps)

New Track 0,000 Km

25/3/2012 16:00

Lap	Lap Tm	Diff	Time of Day
(150) DANIEL REICHHARDT			
1	1:24.893	+0.890	17:16:19.102
2	1:25.183	+1.180	17:17:44.285
3	1:24.386	+0.383	17:19:08.671
4	1:26.416	+2.413	17:20:35.087
5	1:24.038	+0.035	17:21:59.125
6	1:25.561	+1.558	17:23:24.686
7	1:25.919	+1.916	17:24:50.605
8	1:25.279	+1.276	17:26:15.884
9	1:26.174	+2.171	17:27:42.058
10	1:25.732	+1.729	17:29:07.790
11	1:24.003	-	17:30:31.793
12	1:24.523	+0.520	17:31:56.316

Lap	Lap Tm	Diff	Time of Day
(71) MATHEUS GALVES DE SOUZA			
1	1:25.708	+3.495	17:16:36.878
2	1:22.213	-	17:17:59.091
3	1:22.766	+0.553	17:19:21.857
4	1:23.585	+1.372	17:20:45.442
5	1:22.960	+0.747	17:22:08.402
6	1:24.259	+2.046	17:23:32.661
7	1:25.201	+2.988	17:24:57.862
8	1:23.855	+1.642	17:26:21.717
9	1:23.777	+1.564	17:27:45.494
10	1:23.794	+1.581	17:29:09.288
11	1:24.292	+2.079	17:30:33.580
12	1:23.492	+1.279	17:31:57.072

Lap	Lap Tm	Diff	Time of Day
(111) VITOR IGOR DE ALMEIDA			
1	1:24.918	+0.115	17:16:17.965
2	1:25.629	+0.826	17:17:43.594
3	1:24.803	-	17:19:08.397
4	1:26.456	+1.653	17:20:34.853
5	1:25.451	+0.648	17:22:00.304
6	1:25.672	+0.869	17:23:25.976
7	1:26.340	+1.537	17:24:52.316
8	1:26.853	+2.050	17:26:19.169
9	1:26.956	+2.153	17:27:46.125
10	1:28.824	+4.021	17:29:14.949
11	1:31.826	+7.023	17:30:46.775
12	1:32.744	+7.941	17:32:19.519

Lap	Lap Tm	Diff	Time of Day
(189) LUCAS NOGUEIRA			
1	1:26.018	+1.401	17:16:21.061
2	1:25.978	+1.361	17:17:47.039
3	1:24.617	-	17:19:11.656
4	1:26.555	+1.938	17:20:38.211
5	1:26.628	+2.011	17:22:04.839
6	1:28.964	+4.347	17:23:33.803
7	1:25.754	+1.137	17:24:59.557
8	1:27.035	+2.418	17:26:26.592
9	1:28.962	+4.345	17:27:55.554
10	1:29.830	+5.213	17:29:25.384
11	1:28.445	+3.828	17:30:53.829
12	1:31.532	+6.915	17:32:25.361

Lap	Lap Tm	Diff	Time of Day
(151) JOAO HENRIQUE GALVAO			
1	1:26.804	+0.968	17:16:24.780
2	1:25.908	+0.072	17:17:50.688
3	1:25.836	-	17:19:16.524
4	1:26.855	+1.019	17:20:43.379
5	1:27.142	+1.306	17:22:10.521
6	1:27.984	+2.148	17:23:38.505
7	1:29.103	+3.267	17:25:07.608
8	1:28.224	+2.388	17:26:35.832

Lap	Lap Tm	Diff	Time of Day
9	1:29.164	+3.328	17:28:04.996
10	1:30.212	+4.376	17:29:35.208
11	1:33.889	+8.053	17:31:09.097
12	1:40.378	+14.542	17:32:49.475
(10) JORGE CURI			
1	1:28.617	+0.466	17:16:29.631
2	1:28.151	-	17:17:57.782
3	1:29.415	+1.264	17:19:27.197
4	1:28.984	+0.833	17:20:56.181
5	1:30.365	+2.214	17:22:26.546
6	1:30.074	+1.923	17:23:56.620
7	1:30.018	+1.867	17:25:26.638
8	1:29.098	+0.947	17:26:55.736
9	1:30.087	+1.936	17:28:25.823
10	1:30.657	+2.506	17:29:56.480
11	1:31.614	+3.463	17:31:28.094
12	1:32.088	+3.937	17:33:00.182

Lap	Lap Tm	Diff	Time of Day
(17) YGOR OLIVEIRA DE Sá			
1	1:31.065	+2.389	17:16:47.725
2	1:34.001	+5.325	17:18:21.726
3	1:32.483	+3.807	17:19:54.209
4	1:30.637	+1.961	17:21:24.846
5	1:31.468	+2.792	17:22:56.314
6	1:29.560	+0.884	17:24:25.874
7	1:29.184	+0.508	17:25:55.058
8	1:29.267	+0.591	17:27:24.325
9	1:28.676	-	17:28:53.001
10	1:29.387	+0.711	17:30:22.388
11	1:29.412	+0.736	17:31:51.800
12	1:29.835	+1.159	17:33:21.635

Lap	Lap Tm	Diff	Time of Day
(9) GABRIEL HENRIQUE PIETCHAK AIEM			
1	2:07.582	+39.416	17:17:02.349
2	1:30.982	+2.816	17:18:33.331
3	1:29.275	+1.109	17:20:02.606
4	1:28.166	-	17:21:30.772
5	1:28.488	+0.322	17:22:59.260
6	1:28.807	+0.641	17:24:28.067
7	1:28.805	+0.639	17:25:56.872
8	1:30.043	+1.877	17:27:26.915
9	1:29.654	+1.488	17:28:56.569
10	1:29.079	+0.913	17:30:25.648
11	1:32.856	+4.690	17:31:58.504

Lap	Lap Tm	Diff	Time of Day
(98) PAULO EDUARDO			
1	1:31.366	+0.939	17:16:48.985
2	1:31.434	+1.007	17:18:20.419
3	1:30.447	+0.020	17:19:50.866
4	1:31.572	+1.145	17:21:22.438
5	1:30.724	+0.297	17:22:53.162
6	1:31.791	+1.364	17:24:24.953
7	1:32.416	+1.989	17:25:57.369
8	1:31.570	+1.143	17:27:28.939
9	1:30.427	-	17:28:59.366
10	1:31.000	+0.573	17:30:30.366
11	1:34.325	+3.898	17:32:04.691

Lap	Lap Tm	Diff	Time of Day
(222) LEONARDO DE ALMEIDA DA SILVA			
1	1:31.953	+4.125	17:17:00.636
2	1:29.922	+2.094	17:18:30.558
3	1:29.480	+1.652	17:20:00.038
4	1:29.844	+2.016	17:21:29.882
5	1:28.895	+1.067	17:22:58.777
6	1:29.778	+1.950	17:24:28.555

Lap	Lap Tm	Diff	Time of Day
7	1:30.186	+2.358	17:25:58.741
8	1:30.941	+3.113	17:27:29.682
9	1:27.828	-	17:28:57.510
10	1:29.371	+1.543	17:30:26.881
11	1:56.688	+28.860	17:32:23.569
(96) WILLYAN DEIVIS FUCKS			
1	1:36.988	+4.089	17:16:46.474
2	1:33.741	+0.842	17:18:20.215
3	1:35.099	+2.200	17:19:55.314
4	1:36.463	+3.564	17:21:31.777
5	1:32.899	-	17:23:04.676
6	1:33.896	+0.997	17:24:38.572
7	1:34.186	+1.287	17:26:12.758
8	1:36.873	+3.974	17:27:49.631
9	1:34.366	+1.467	17:29:23.997
10	1:37.305	+4.406	17:31:01.302
11	1:39.399	+6.500	17:32:40.701

Lap	Lap Tm	Diff	Time of Day
(42) IGOR MAGALHAES			
1	1:34.347	+2.218	17:16:36.784
2	1:36.551	+4.422	17:18:13.335
3	1:36.358	+4.229	17:19:49.693
4	1:34.473	+2.344	17:21:24.166
5	1:32.129	-	17:22:56.295
6	2:10.011	+37.882	17:25:06.306
7	1:38.853	+6.724	17:26:45.159
8	1:37.951	+5.822	17:28:23.110
9	1:42.439	+10.310	17:30:05.549
10	1:40.144	+8.015	17:31:45.693
11	1:39.533	+7.404	17:33:25.226

Lap	Lap Tm	Diff	Time of Day
(998) BRUNO VIANA D. DUARTE			
1	1:37.175	-	17:16:45.624
2	1:40.312	+3.137	17:18:25.936
3	1:39.263	+2.088	17:20:05.199
4	1:43.359	+6.184	17:21:48.558
5	2:14.603	+37.428	17:24:03.161
6	1:46.619	+9.444	17:25:49.780
7	1:48.857	+11.682	17:27:38.637
8	1:49.211	+12.036	17:29:27.848
9	1:45.009	+7.834	17:31:12.857
10	1:49.764	+12.589	17:33:02.621

Lap	Lap Tm	Diff	Time of Day
(523) DIEGO BARBOSA ROSOHA			
1	1:50.000	+0.305	17:17:06.789
2	1:49.695	-	17:18:56.484
3	1:51.535	+1.840	17:20:48.019
4	1:52.431	+2.736	17:22:40.450
5	3:19.412	+1:29.717	17:25:59.862
6	1:55.828	+6.133	17:27:55.690
7	1:57.395	+7.700	17:29:53.085
8	1:57.284	+7.589	17:31:50.369
9	1:55.402	+5.707	17:33:45.771

Lap	Lap Tm	Diff	Time of Day
(299) FABRICIO MATHEUS			
1	1:27.610	+1.315	17:16:25.404
2	1:28.304	+2.009	17:17:53.708
3	1:26.295	-	17:19:20.003
4	1:26.852	+0.557	17:20:46.855
5	1:27.036	+0.741	17:22:13.891
6	1:28.840	+2.545	17:23:42.731
7	1:27.678	+1.383	17:25:10.409
8	1:27.043	+0.748	17:26:37.452
9	1:26.732	+0.437	17:28:04.184



Abertura Paranaense de Motocross

85cc

New Track 0,000 Km

Prova

25/3/2012 16:00

Race (15:00 and 2 Laps)

Lap	Lap Tm	Diff	Time of Day
(271) GABRIEL FAVERO E SILVA			
1	1:56.978	+25.499	17:17:02.104
2	1:31.479	-	17:18:33.583
3	1:32.734	+1.255	17:20:06.317
4	1:33.761	+2.282	17:21:40.078
5	1:35.285	+3.806	17:23:15.363
6	1:34.413	+2.934	17:24:49.776
7	1:34.523	+3.044	17:26:24.299
8	1:34.612	+3.133	17:27:58.911
9	2:33.308	+1:01.829	17:30:32.219

Lap	Lap Tm	Diff	Time of Day
(37) LUIZ HENRIQUE GOUVEIA IMBERGUE			
1	1:34.623	-	17:16:41.605
2	1:35.101	+0.478	17:18:16.706
3	2:47.316	+1:12.693	17:21:04.022
4	1:41.672	+7.049	17:22:45.694
5	1:47.372	+12.749	17:24:33.066

Lap	Lap Tm	Diff	Time of Day
-----	--------	------	-------------

Lap	Lap Tm	Diff	Time of Day
-----	--------	------	-------------



Abertura Paranaense de Motocross

FLN

New Track 0,000 Km

Prova

25/3/2012 15:30

Race (15:00 and 2 Laps)

Lap	Lap Tm	Diff	Time of Day
(127) ISMAEL ROJAS			
1	1:23.642	-	16:47:32.529
2	1:23.791	+0.149	16:48:56.320
3	1:23.871	+0.229	16:50:20.191
4	1:24.691	+1.049	16:51:44.882
5	1:25.916	+2.274	16:53:10.798
6	1:26.425	+2.783	16:54:37.223
7	1:27.658	+4.016	16:56:04.881
8	1:27.976	+4.334	16:57:32.857
9	1:27.288	+3.646	16:59:00.145
10	1:27.081	+3.439	17:00:27.226
11	1:29.498	+5.856	17:01:56.724
12	1:29.983	+6.341	17:03:26.707

Lap	Lap Tm	Diff	Time of Day
(16) PRESLEI DE CARLI			
1	1:25.111	-	16:47:35.870
2	1:27.125	+2.014	16:49:02.995
3	1:25.898	+0.787	16:50:28.893
4	1:26.457	+1.346	16:51:55.350
5	1:28.184	+3.073	16:53:23.534
6	1:27.554	+2.443	16:54:51.088
7	1:27.369	+2.258	16:56:18.457
8	1:31.216	+6.105	16:57:49.673
9	1:31.649	+6.538	16:59:21.322
10	1:29.741	+4.630	17:00:51.063
11	1:31.073	+5.962	17:02:22.136
12	1:30.545	+5.434	17:03:52.681

Lap	Lap Tm	Diff	Time of Day
(228) JACSON KEIL			
1	1:26.659	+0.736	16:47:37.191
2	1:27.028	+1.105	16:49:04.219
3	1:26.414	+0.491	16:50:30.633
4	1:25.923	-	16:51:56.556
5	1:27.435	+1.512	16:53:23.991
6	1:27.588	+1.665	16:54:51.579
7	1:37.848	+11.925	16:56:29.427
8	1:29.712	+3.789	16:57:59.139
9	1:27.308	+1.385	16:59:26.447
10	1:32.427	+6.504	17:00:58.874
11	1:28.467	+2.544	17:02:27.341
12	1:27.458	+1.535	17:03:54.799

Lap	Lap Tm	Diff	Time of Day
(6) CHARLES LUFT			
1	1:28.525	+0.109	16:47:45.537
2	1:28.416	-	16:49:13.953
3	1:29.872	+1.456	16:50:43.825
4	1:29.900	+1.484	16:52:13.725
5	1:30.984	+2.568	16:53:44.709
6	1:31.165	+2.749	16:55:15.874
7	1:30.836	+2.420	16:56:46.710
8	1:31.523	+3.107	16:58:18.233
9	1:32.182	+3.766	16:59:50.415
10	1:33.368	+4.952	17:01:23.783
11	1:34.158	+5.742	17:02:57.941
12	1:34.163	+5.747	17:04:32.104

Lap	Lap Tm	Diff	Time of Day
(2) RONY GOUVEIA			
1	1:30.704	+0.816	16:47:45.886
2	1:30.617	+0.729	16:49:16.503
3	1:29.888	-	16:50:46.391
4	1:33.665	+3.777	16:52:20.056
5	1:31.132	+1.244	16:53:51.188
6	1:32.207	+2.319	16:55:23.395
7	1:32.797	+2.909	16:56:56.192
8	1:32.817	+2.929	16:58:29.009

Lap	Lap Tm	Diff	Time of Day
9	1:34.127	+4.239	17:00:03.136
10	1:33.102	+3.214	17:01:36.238
11	1:31.470	+1.582	17:03:07.708
12	1:32.477	+2.589	17:04:40.185

Lap	Lap Tm	Diff	Time of Day
(13) FABIO DE LUCENA BRITO			
1	1:30.155	+1.438	16:47:47.980
2	1:30.129	+1.412	16:49:18.109
3	1:28.717	-	16:50:46.826
4	1:31.230	+2.513	16:52:18.056
5	1:29.610	+0.893	16:53:47.666
6	1:29.415	+0.698	16:55:17.081
7	1:30.485	+1.768	16:56:47.566
8	1:30.773	+2.056	16:58:18.339
9	1:38.812	+10.095	16:59:57.151
10	1:37.079	+8.362	17:01:34.230
11	1:32.706	+3.989	17:03:06.936
12	1:58.996	+30.279	17:05:05.932

Lap	Lap Tm	Diff	Time of Day
(35) ANDREI FRANCISCO TRAMONTINI			
1	1:31.567	-	16:47:51.665
2	1:32.895	+1.328	16:49:24.560
3	1:36.514	+4.947	16:51:01.074
4	1:34.193	+2.626	16:52:35.267
5	1:32.348	+0.781	16:54:07.615
6	1:33.512	+1.945	16:55:41.127
7	1:33.394	+1.827	16:57:14.521
8	1:35.037	+3.470	16:58:49.558
9	1:35.913	+4.346	17:00:25.471
10	1:37.799	+6.232	17:02:03.270
11	1:41.190	+9.623	17:03:44.460

Lap	Lap Tm	Diff	Time of Day
(22) EDUARDO VALENTIM			
1	1:35.863	+2.662	16:48:00.364
2	1:34.454	+1.253	16:49:34.818
3	1:34.003	+0.802	16:51:08.821
4	1:33.201	-	16:52:42.022
5	1:34.313	+1.112	16:54:16.335
6	1:35.488	+2.287	16:55:51.823
7	1:36.925	+3.724	16:57:28.748
8	1:36.254	+3.053	16:59:05.002
9	1:35.925	+2.724	17:00:40.927
10	1:38.357	+5.156	17:02:19.284
11	1:38.658	+5.457	17:03:57.942

Lap	Lap Tm	Diff	Time of Day
(115) RONDINELI GOUVEIA			
1	1:37.118	+1.911	16:48:02.296
2	1:36.213	+1.006	16:49:38.509
3	1:37.138	+1.931	16:51:15.647
4	1:36.126	+0.919	16:52:51.773
5	1:35.434	+0.227	16:54:27.207
6	1:35.207	-	16:56:02.414
7	1:37.263	+2.056	16:57:39.677
8	1:36.335	+1.128	16:59:16.012
9	1:37.013	+1.806	17:00:53.025
10	1:36.651	+1.444	17:02:29.676
11	1:37.133	+1.926	17:04:06.809

Lap	Lap Tm	Diff	Time of Day
(712) JONATAS ROJAS			
1	1:30.875	+0.042	16:47:49.960
2	1:31.177	+0.344	16:49:21.137
3	1:31.137	+0.304	16:50:52.274
4	1:30.833	-	16:52:23.107
5	1:31.273	+0.440	16:53:54.380
6	1:38.293	+7.460	16:55:32.673
7	1:40.380	+9.547	16:57:13.053

Lap	Lap Tm	Diff	Time of Day
8	1:44.553	+13.720	16:58:57.606
9	1:45.733	+14.900	17:00:43.339
10	1:42.511	+11.678	17:02:25.850
11	1:45.177	+14.344	17:04:11.027

Lap	Lap Tm	Diff	Time of Day
(11) ELAURO DIOSTE SILVEIRA			
1	1:36.979	+1.144	16:48:00.082
2	1:37.356	+1.521	16:49:37.438
3	1:35.835	-	16:51:13.273
4	1:37.886	+2.051	16:52:51.159
5	1:37.365	+1.530	16:54:28.524
6	1:37.014	+1.179	16:56:05.538
7	1:36.939	+1.104	16:57:42.477
8	1:37.567	+1.732	16:59:20.044
9	1:37.461	+1.626	17:00:57.505
10	1:38.214	+2.379	17:02:35.719
11	1:37.679	+1.844	17:04:13.398

Lap	Lap Tm	Diff	Time of Day
(111) GUILHERME FERREIRA LIMA			
1	1:40.779	+6.802	16:48:02.827
2	1:36.774	+2.797	16:49:39.601
3	1:34.721	+0.744	16:51:14.322
4	1:33.977	-	16:52:48.299
5	1:48.000	+14.023	16:54:36.299
6	1:37.083	+3.106	16:56:13.382
7	1:35.821	+1.844	16:57:49.203
8	1:36.481	+2.504	16:59:25.684
9	1:39.008	+5.031	17:01:04.692
10	1:36.202	+2.225	17:02:40.894
11	1:36.354	+2.377	17:04:17.248

Lap	Lap Tm	Diff	Time of Day
(25) GABRIEL PANTALEAO GIL RIBEIRO			
1	1:49.505	+11.912	16:48:07.357
2	1:37.671	+0.078	16:49:45.028
3	1:37.593	-	16:51:22.621
4	1:42.621	+5.028	16:53:05.242
5	1:40.080	+2.487	16:54:45.322
6	1:39.632	+2.039	16:56:24.954
7	1:44.206	+6.613	16:58:09.160
8	1:44.060	+6.467	16:59:53.220
9	1:48.022	+10.429	17:01:41.242
10	1:43.336	+5.743	17:03:24.578
11	1:48.135	+10.542	17:05:12.713

Lap	Lap Tm	Diff	Time of Day
(31) LUIZ GUSTAVO LIMA FLORES			
1	1:40.532	+1.726	16:48:05.901
2	1:40.279	+1.473	16:49:46.180
3	1:38.806	-	16:51:24.986
4	1:41.827	+3.021	16:53:06.813
5	1:41.890	+3.084	16:54:48.703
6	1:44.555	+5.749	16:56:33.258
7	1:44.378	+5.572	16:58:17.636
8	1:44.770	+5.964	17:00:02.406
9	1:44.449	+5.643	17:01:46.855
10	1:48.575	+9.769	17:03:35.430

Lap	Lap Tm	Diff	Time of Day
(20) MARCOS VINICIUS GAMBARINI			
1	1:41.860	+1.449	16:48:10.234
2	1:40.411	-	16:49:50.645
3	1:43.065	+2.654	16:51:33.710
4	1:44.588	+4.177	16:53:18.298
5	1:46.556	+6.145	16:55:04.854
6	1:44.899	+4.488	16:56:49.753
7	1:44.357	+3.946	16:58:34.110
8	1:44.614	+4.203	17:00:18.724
9	1:49.883	+9.472	17:02:08.607

Cronometragem FPRM: Jorge L. Teixeira Jr.

Orbits 4

Leonardo Rosa
Direção FPRM: Paulo Almeida

www.amb-it.com
www.mylaps.com

ponsored to: Federaçao Paranaense de Motociclismo




Abertura Paranaense de Motocross

FLN	New Track 0,000 Km
Prova	25/3/2012 15:30
Race (15:00 and 2 Laps)	

Lap	Lap Tm	Diff	Time of Day
10	1:49.159	+8.748	17:03:57.766
(838) PAULO FAGUNDES			
1	2:08.711	-	16:48:50.765
2	2:23.796	+15.085	16:51:14.561
3	2:16.531	+7.820	16:53:31.092
4	2:18.861	+10.150	16:55:49.953
5	2:27.574	+18.863	16:58:17.527
6	3:12.507	+1:03.796	17:01:30.034
7	2:39.337	+30.626	17:04:09.371
(277) ARNALDO SOUZA DE LARA			
1	1:26.301	-	16:47:39.369
2	1:27.284	+0.983	16:49:06.653

Lap	Lap Tm	Diff	Time of Day
-----	--------	------	-------------

Lap	Lap Tm	Diff	Time of Day
-----	--------	------	-------------



Abertura Paranaense de Motocross

Intermediaria

New Track 0,000 Km

Prova

25/3/2012 12:30

Race (15:00 and 2 Laps)

Lap	Lap Tm	Diff	Time of Day
(228) JACSON KEIL			
1	1:22.705	+0.470	13:08:57.579
2	1:22.235	-	13:10:19.814
3	1:23.063	+0.828	13:11:42.877
4	1:24.490	+2.255	13:13:07.367
5	1:25.480	+3.245	13:14:32.847
6	1:27.251	+5.016	13:16:00.098
7	1:25.424	+3.189	13:17:25.522
8	1:26.941	+4.706	13:18:52.463
9	1:24.633	+2.398	13:20:17.096
10	1:25.384	+3.149	13:21:42.480
11	1:25.394	+3.159	13:23:07.874
12	1:26.796	+4.561	13:24:34.670

Lap	Lap Tm	Diff	Time of Day
(516) MARCELO COSTA DESSUNTI			
1	1:22.988	-	13:08:56.548
2	1:23.592	+0.604	13:10:20.140
3	1:25.740	+2.752	13:11:45.880
4	1:26.012	+3.024	13:13:11.892
5	1:24.749	+1.761	13:14:36.641
6	1:25.558	+2.570	13:16:02.199
7	1:24.555	+1.567	13:17:26.754
8	1:27.257	+4.269	13:18:54.011
9	1:25.770	+2.782	13:20:19.781
10	1:25.731	+2.743	13:21:45.512
11	1:24.403	+1.415	13:23:09.915
12	1:25.162	+2.174	13:24:35.077

Lap	Lap Tm	Diff	Time of Day
(101) ROBERT VAZQUEZ			
1	1:23.478	-	13:09:02.799
2	1:23.974	+0.496	13:10:26.773
3	1:25.040	+1.562	13:11:51.813
4	1:24.457	+0.979	13:13:16.270
5	1:23.537	+0.059	13:14:39.807
6	1:24.332	+0.854	13:16:04.139
7	1:24.918	+1.440	13:17:29.057
8	1:27.098	+3.620	13:18:56.155
9	1:25.033	+1.555	13:20:21.188
10	1:25.752	+2.274	13:21:46.940
11	1:24.764	+1.286	13:23:11.704
12	1:25.940	+2.462	13:24:37.644

Lap	Lap Tm	Diff	Time of Day
(321) TIAGO GARCIA			
1	1:23.820	+0.134	13:09:01.997
2	1:23.686	-	13:10:25.683
3	1:23.694	+0.008	13:11:49.377
4	1:25.779	+2.093	13:13:15.156
5	1:25.327	+1.641	13:14:40.483
6	1:26.829	+3.143	13:16:07.312
7	1:24.866	+1.180	13:17:32.178
8	1:27.012	+3.326	13:18:59.190
9	1:27.238	+3.552	13:20:26.428
10	1:25.998	+2.312	13:21:52.426
11	1:25.878	+2.192	13:23:18.304
12	1:27.196	+3.510	13:24:45.500

Lap	Lap Tm	Diff	Time of Day
(150) DANIEL REICHHARDT			
1	1:24.364	+0.695	13:09:06.152
2	1:23.895	+0.226	13:10:30.047
3	1:23.669	-	13:11:53.716
4	1:24.360	+0.691	13:13:18.076
5	1:25.472	+1.803	13:14:43.548
6	1:27.940	+4.271	13:16:11.488
7	1:25.147	+1.478	13:17:36.635
8	1:27.193	+3.524	13:19:03.828

Lap	Lap Tm	Diff	Time of Day
9	1:25.200	+1.531	13:20:29.028
10	1:25.397	+1.728	13:21:54.425
11	1:25.712	+2.043	13:23:20.137
12	1:25.524	+1.855	13:24:45.661

Lap	Lap Tm	Diff	Time of Day
(55) CRISTIAN SCHERER			
1	1:24.276	+2.348	13:09:16.667
2	1:25.976	+4.048	13:10:42.643
3	1:23.226	+1.298	13:12:05.869
4	1:24.784	+2.856	13:13:30.653
5	1:27.961	+6.033	13:14:58.614
6	1:23.880	+1.952	13:16:22.494
7	1:23.930	+2.002	13:17:46.424
8	1:25.109	+3.181	13:19:11.533
9	1:24.278	+2.350	13:20:35.811
10	1:24.463	+2.535	13:22:00.274
11	1:21.928	-	13:23:22.202
12	1:24.138	+2.210	13:24:46.340

Lap	Lap Tm	Diff	Time of Day
(357) ANDERSON KULKA			
1	1:25.132	+1.642	13:09:03.630
2	1:23.921	+0.431	13:10:27.551
3	1:23.490	-	13:11:51.041
4	1:23.878	+0.388	13:13:14.919
5	1:23.875	+0.385	13:14:38.794
6	1:31.436	+7.946	13:16:10.230
7	1:24.381	+0.891	13:17:34.611
8	1:26.102	+2.612	13:19:00.713
9	1:25.756	+2.266	13:20:26.469
10	1:27.437	+3.947	13:21:53.906
11	1:26.844	+3.354	13:23:20.750
12	1:29.927	+6.437	13:24:50.677

Lap	Lap Tm	Diff	Time of Day
(22) ESNALTO JR ALENCAR			
1	1:24.948	-	13:09:07.267
2	1:25.673	+0.725	13:10:32.940
3	1:25.681	+0.733	13:11:58.621
4	1:25.196	+0.248	13:13:23.817
5	1:27.107	+2.159	13:14:50.924
6	1:27.396	+2.448	13:16:18.320
7	1:27.283	+2.335	13:17:45.603
8	1:26.983	+2.035	13:19:12.586
9	1:27.953	+3.005	13:20:40.539
10	1:28.834	+3.886	13:22:09.373
11	1:27.217	+2.269	13:23:36.590
12	1:28.388	+3.440	13:25:04.978

Lap	Lap Tm	Diff	Time of Day
(10) GUSTAVO OLIVEIRA			
1	1:27.224	+3.998	13:09:17.250
2	1:27.219	+3.993	13:10:44.469
3	1:23.226	-	13:12:07.695
4	1:24.383	+1.157	13:13:32.078
5	1:28.085	+4.859	13:15:00.163
6	1:26.372	+3.146	13:16:26.535
7	1:27.106	+3.880	13:17:53.641
8	1:26.556	+3.330	13:19:20.197
9	1:27.229	+4.003	13:20:47.426
10	1:26.778	+3.552	13:22:14.204
11	1:26.998	+3.772	13:23:41.202
12	1:25.941	+2.715	13:25:07.143

Lap	Lap Tm	Diff	Time of Day
(91) GUILHERME TARDELLI			
1	1:24.552	+0.554	13:09:05.519
2	1:25.983	+1.985	13:10:31.502
3	1:23.998	-	13:11:55.500
4	1:26.296	+2.298	13:13:21.796

Lap	Lap Tm	Diff	Time of Day
5	1:27.279	+3.281	13:14:49.075
6	1:28.259	+4.261	13:16:17.334
7	1:26.729	+2.731	13:17:44.063
8	1:27.867	+3.869	13:19:11.930
9	1:31.617	+7.619	13:20:43.547
10	1:30.945	+6.947	13:22:14.492
11	1:30.635	+6.637	13:23:45.127
12	1:32.622	+8.624	13:25:17.749

Lap	Lap Tm	Diff	Time of Day
(43) LEANDRO DAVIDS ARAÚJO			
1	1:26.057	+0.334	13:09:09.541
2	1:25.723	-	13:10:35.264
3	1:26.135	+0.412	13:12:01.399
4	1:27.957	+2.234	13:13:29.356
5	1:28.750	+3.027	13:14:58.106
6	1:29.844	+4.121	13:16:27.950
7	1:28.298	+2.575	13:17:56.248
8	1:29.968	+4.245	13:19:26.216
9	1:28.486	+2.763	13:20:54.702
10	1:30.670	+4.947	13:22:25.372
11	1:27.611	+1.888	13:23:52.983
12	1:28.477	+2.754	13:25:21.460

Lap	Lap Tm	Diff	Time of Day
(17) YGOR OLIVEIRA DE Sá			
1	1:31.227	+5.452	13:09:24.094
2	1:29.650	+3.875	13:10:53.744
3	1:28.104	+2.329	13:12:21.848
4	1:27.565	+1.790	13:13:49.413
5	1:26.031	+0.256	13:15:15.444
6	1:26.522	+0.747	13:16:41.966
7	1:27.271	+1.496	13:18:09.237
8	1:28.177	+2.402	13:19:37.414
9	1:26.551	+0.776	13:21:03.965
10	1:28.293	+2.518	13:22:32.258
11	1:25.775	-	13:23:58.033
12	1:26.457	+0.682	13:25:24.490

Lap	Lap Tm	Diff	Time of Day
(13) FABIO DE LUCENA BRITO			
1	1:29.735	+2.080	13:09:23.598
2	1:28.076	+0.421	13:10:51.674
3	1:27.983	+0.328	13:12:19.657
4	1:27.655	-	13:13:47.312
5	1:28.865	+1.210	13:15:16.177
6	1:28.767	+1.112	13:16:44.944
7	1:30.078	+2.423	13:18:15.022
8	1:32.161	+4.506	13:19:47.183
9	1:29.612	+1.957	13:21:16.795
10	1:29.201	+1.546	13:22:45.996
11	1:28.187	+0.532	13:24:14.183
12	1:27.697	+0.042	13:25:41.880

Lap	Lap Tm	Diff	Time of Day
(26) THIAGO ERDMANN			
1	1:26.136	+0.070	13:09:03.589
2	1:26.066	-	13:10:29.655
3	1:28.488	+2.422	13:11:58.143
4	1:30.744	+4.678	13:13:28.887
5	1:28.476	+2.410	13:14:57.363
6	1:32.055	+5.989	13:16:29.418
7	1:31.685	+5.619	13:18:01.103
8	1:30.349	+4.283	13:19:31.452
9	1:31.770	+5.704	13:21:03.222
10	1:35.930	+9.864	13:22:39.152
11	1:33.319	+7.253	13:24:12.471
12	1:34.105	+8.039	13:25:46.576

Lap	Lap Tm	Diff	Time of Day
(100) ERIC VALENTIM			

Abertura Paranaense de Motocross

Intermediaria

New Track 0,000 Km

Prova

25/3/2012 12:30

Race (15:00 and 2 Laps)

Lap	Lap Tm	Diff	Time of Day
1	1:29.955	+2.537	13:09:39.985
2	1:28.635	+1.217	13:11:08.620
3	1:29.017	+1.599	13:12:37.637
4	1:30.684	+3.266	13:14:08.321
5	1:29.412	+1.994	13:15:37.733
6	1:27.418	-	13:17:05.151
7	1:29.584	+2.166	13:18:34.735
8	1:29.217	+1.799	13:20:03.952
9	1:29.755	+2.337	13:21:33.707
10	1:30.893	+3.475	13:23:04.600
11	1:32.487	+5.069	13:24:37.087

(144) MARLLUS FRANZOLLI

Lap	Lap Tm	Diff	Time of Day
1	1:31.215	+0.908	13:09:18.329
2	1:31.355	+1.048	13:10:49.684
3	1:30.769	+0.462	13:12:20.453
4	1:30.307	-	13:13:50.760
5	1:31.442	+1.135	13:15:22.202
6	1:33.153	+2.846	13:16:55.355
7	1:36.479	+6.172	13:18:31.834
8	1:34.469	+4.162	13:20:06.303
9	1:33.142	+2.835	13:21:39.445
10	1:36.085	+5.778	13:23:15.530
11	1:34.369	+4.062	13:24:49.899

(196) MARCELO GALANDO JUNIOR

Lap	Lap Tm	Diff	Time of Day
1	1:31.519	+0.704	13:09:22.942
2	1:32.584	+1.769	13:10:55.526
3	1:33.452	+2.637	13:12:28.978
4	1:31.662	+0.847	13:14:00.640
5	1:32.522	+1.707	13:15:33.162
6	1:30.815	-	13:17:03.977
7	1:34.578	+3.763	13:18:38.555
8	1:33.784	+2.969	13:20:12.339
9	1:34.263	+3.448	13:21:46.602
10	1:32.823	+2.008	13:23:19.425
11	1:36.724	+5.909	13:24:56.149

(96) PETTER WENDEL BISSOLE CREPALDI

Lap	Lap Tm	Diff	Time of Day
1	1:31.503	+0.180	13:09:25.152
2	1:32.518	+1.195	13:10:57.670
3	1:31.635	+0.312	13:12:29.305
4	1:32.580	+1.257	13:14:01.885
5	1:32.635	+1.312	13:15:34.520
6	1:31.323	-	13:17:05.843
7	1:33.962	+2.639	13:18:39.805
8	1:34.170	+2.847	13:20:13.975
9	1:37.756	+6.433	13:21:51.731
10	1:35.463	+4.140	13:23:27.194
11	1:39.113	+7.790	13:25:06.307

(32) LEANDRO TUTES DE OLIVEIRA

Lap	Lap Tm	Diff	Time of Day
1	1:36.611	+3.804	13:09:26.858
2	1:32.807	-	13:10:59.665
3	1:34.012	+1.205	13:12:33.677
4	1:34.408	+1.601	13:14:08.085
5	1:33.898	+1.091	13:15:41.983
6	1:34.222	+1.415	13:17:16.205
7	1:35.835	+3.028	13:18:52.040
8	1:33.972	+1.165	13:20:26.012
9	1:36.504	+3.697	13:22:02.516
10	1:36.650	+3.843	13:23:39.166
11	1:35.724	+2.917	13:25:14.890

(280) MICHEL SANTOS

Lap	Lap Tm	Diff	Time of Day
1	1:31.139	-	13:09:15.378

Lap	Lap Tm	Diff	Time of Day
2	1:35.350	+4.211	13:10:50.728
3	1:34.285	+3.146	13:12:25.013
4	1:34.814	+3.675	13:13:59.827
5	1:35.985	+4.846	13:15:35.812
6	1:36.513	+5.374	13:17:12.325
7	1:38.697	+7.558	13:18:51.022
8	1:38.193	+7.054	13:20:29.215
9	1:34.930	+3.791	13:22:04.145
10	1:35.989	+4.850	13:23:40.134
11	1:36.118	+4.979	13:25:16.252

(51) HENRIQUE SOUTO VIEIRA

Lap	Lap Tm	Diff	Time of Day
1	1:33.351	+0.304	13:09:28.351
2	1:34.721	+1.674	13:11:03.072
3	1:33.119	+0.072	13:12:36.191
4	1:34.926	+1.879	13:14:11.117
5	1:34.631	+1.584	13:15:45.748
6	1:35.335	+2.288	13:17:21.083
7	1:36.187	+3.140	13:18:57.270
8	1:33.047	-	13:20:30.317
9	1:34.378	+1.331	13:22:04.695
10	1:37.196	+4.149	13:23:41.891
11	1:35.135	+2.088	13:25:17.026

(137) MATHEUS AUGUSTO MORCIANI (MAT)

Lap	Lap Tm	Diff	Time of Day
1	1:34.037	+1.885	13:09:32.934
2	1:32.152	-	13:11:05.086
3	1:34.808	+2.656	13:12:39.894
4	1:33.826	+1.674	13:14:13.720
5	1:36.247	+4.095	13:15:49.967
6	1:41.277	+9.125	13:17:31.244
7	1:37.344	+5.192	13:19:08.588
8	1:37.082	+4.930	13:20:45.670
9	1:36.890	+4.738	13:22:22.560
10	1:38.152	+6.000	13:24:00.712
11	1:34.047	+1.895	13:25:34.759

(322) ANDRÉ LUIS GENARO

Lap	Lap Tm	Diff	Time of Day
1	1:33.841	+2.749	13:09:29.976
2	1:31.092	-	13:11:01.068
3	1:44.724	+13.632	13:12:45.792
4	1:31.825	+0.733	13:14:17.617
5	1:32.646	+1.554	13:15:50.263
6	1:34.634	+3.542	13:17:24.897
7	1:40.585	+9.493	13:19:05.482
8	1:45.539	+14.447	13:20:51.021
9	1:36.847	+5.755	13:22:27.868
10	1:35.695	+4.603	13:24:03.563
11	1:33.241	+2.149	13:25:36.804

(207) GABRIEL GUIDA (Blé)

Lap	Lap Tm	Diff	Time of Day
1	1:35.433	+1.549	13:09:22.085
2	1:35.526	+1.642	13:10:57.611
3	1:35.859	+1.975	13:12:33.470
4	1:33.884	-	13:14:07.354
5	1:40.536	+6.652	13:15:47.890
6	1:39.425	+5.541	13:17:27.315
7	1:40.624	+6.740	13:19:07.939
8	1:40.172	+6.288	13:20:48.111
9	1:38.264	+4.380	13:22:26.375
10	1:38.910	+5.026	13:24:05.285
11	1:38.924	+5.040	13:25:44.209

(4) WESLEY JEAN PASINI

Lap	Lap Tm	Diff	Time of Day
1	1:30.269	-	13:09:16.458
2	1:30.485	+0.216	13:10:46.943

Lap	Lap Tm	Diff	Time of Day
3	1:32.143	+1.874	13:12:19.086
4	1:49.911	+19.642	13:14:08.997
5	1:35.927	+5.658	13:15:44.924
6	1:35.370	+5.101	13:17:20.294
7	1:40.728	+10.459	13:19:01.022
8	1:42.190	+11.921	13:20:43.212
9	1:41.969	+11.700	13:22:25.181
10	1:44.399	+14.130	13:24:09.580
11	1:45.362	+15.093	13:25:54.942

(499) ANDRE FONSECA

Lap	Lap Tm	Diff	Time of Day
1	1:24.191	-	13:09:00.324
2	1:24.956	+0.765	13:10:25.280
3	1:27.455	+3.264	13:11:52.735
4	1:55.539	+31.348	13:13:48.274
5	2:14.163	+49.972	13:16:02.437
6	1:38.852	+14.661	13:17:41.289
7	1:40.603	+16.412	13:19:21.892
8	1:36.687	+12.496	13:20:58.579
9	1:37.605	+13.414	13:22:36.184
10	1:42.401	+18.210	13:24:18.585
11	1:41.023	+16.832	13:25:59.608

(153) RENAN FIORINI

Lap	Lap Tm	Diff	Time of Day
1	1:25.155	-	13:09:05.035
2	1:56.778	+31.623	13:11:01.813
3	1:40.206	+15.051	13:12:42.019
4	1:28.649	+3.494	13:14:10.668
5	1:28.039	+2.884	13:15:38.707
6	1:28.598	+3.443	13:17:07.305
7	2:38.107	+1:12.952	13:19:45.412
8	1:38.892	+13.737	13:21:24.304
9	1:36.463	+11.308	13:23:00.767
10	1:32.729	+7.574	13:24:33.496
11	1:35.977	+10.822	13:26:09.473

(213) PAULINHO LEMES

Lap	Lap Tm	Diff	Time of Day
1	1:39.533	+0.460	13:09:39.039
2	1:39.250	+0.177	13:11:18.289
3	1:39.073	-	13:12:57.362
4	1:39.640	+0.567	13:14:37.002
5	1:43.735	+4.662	13:16:20.737
6	1:40.063	+0.990	13:18:00.800
7	1:42.055	+2.982	13:19:42.855
8	1:39.575	+0.502	13:21:22.430
9	1:40.093	+1.020	13:23:02.523
10	1:42.685	+3.612	13:24:45.208

(197) DIEGO MEDEIROS DE FREITAS

Lap	Lap Tm	Diff	Time of Day
1	1:37.380	-	13:09:33.457
2	1:38.043	+0.663	13:11:11.500
3	1:40.062	+2.682	13:12:51.562
4	1:38.864	+1.484	13:14:30.426
5	1:41.795	+4.415	13:16:12.221
6	1:44.965	+7.585	13:17:57.186
7	1:44.378	+6.998	13:19:41.564
8	1:51.811	+14.431	13:21:33.375
9	1:58.812	+21.432	13:23:32.187
10	1:58.177	+20.797	13:25:30.364

(27) PAULO CESAR LOPES

Lap	Lap Tm	Diff	Time of Day
1	1:40.816	+3.798	13:09:38.495
2	1:37.732	+0.714	13:11:16.227
3	2:18.488	+41.470	13:13:34.715
4	1:37.832	+0.814	13:15:12.547
5	1:39.154	+2.136	13:16:51.701



Abertura Paranaense de Motocross

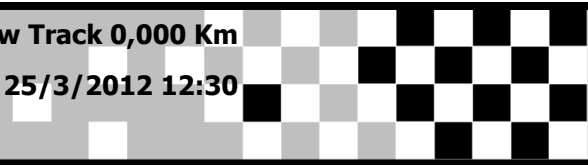
Intermediaria

New Track 0,000 Km

Prova

25/3/2012 12:30

Race (15:00 and 2 Laps)



Lap	Lap Tm	Diff	Time of Day
6	<u>1:37.018</u>	-	13:18:28.719
7	1:43.004	+5.986	13:20:11.723
8	1:50.971	+13.953	13:22:02.694
9	1:49.271	+12.253	13:23:51.965
10	1:53.092	+16.074	13:25:45.057

(347) IGOR ALEXANDRE POSSAMAI FERREIRA

1	<u>1:40.321</u>	-	13:09:42.819
2	1:40.889	+0.568	13:11:23.708
3	1:42.675	+2.354	13:13:06.383
4	1:54.995	+14.674	13:15:01.378
5	1:45.490	+5.169	13:16:46.868
6	1:48.768	+8.447	13:18:35.636
7	1:46.893	+6.572	13:20:22.529
8	1:47.860	+7.539	13:22:10.389
9	1:45.219	+4.898	13:23:55.608
10	1:53.331	+13.010	13:25:48.939

(31) LUIZ FERNANDO AMARAL FILHO

1	<u>1:43.020</u>	-	13:09:48.771
2	1:43.377	+0.357	13:11:32.148
3	1:45.757	+2.737	13:13:17.905
4	1:43.927	+0.907	13:15:01.832
5	1:46.373	+3.353	13:16:48.205
6	1:47.993	+4.973	13:18:36.198
7	1:48.932	+5.912	13:20:25.130
8	1:48.897	+5.877	13:22:14.027
9	1:50.843	+7.823	13:24:04.870
10	1:52.090	+9.070	13:25:56.960

(221) PAULO JOSÉ BETTIN SINDEAUX

1	<u>1:44.627</u>	-	13:09:40.417
2	1:46.173	+1.546	13:11:26.590
3	1:49.899	+5.272	13:13:16.489
4	1:51.082	+6.455	13:15:07.571
5	1:53.282	+8.655	13:17:00.853
6	1:55.531	+10.904	13:18:56.384
7	1:51.512	+6.885	13:20:47.896
8	1:55.594	+10.967	13:22:43.490
9	1:52.634	+8.007	13:24:36.124

(299) MARCOS VINICIUS MOLERO COLOMBO

1	<u>1:44.893</u>	+1.271	13:09:46.790
2	1:43.622	-	13:11:30.412
3	2:05.713	+22.091	13:13:36.125
4	2:02.598	+18.976	13:15:38.723
5	2:31.932	+48.310	13:18:10.655
6	2:05.350	+21.728	13:20:16.005
7	2:35.371	+51.749	13:22:51.376
8	2:11.238	+27.616	13:25:02.614

(36) LUIZ FILIPE FARIAS DE SOUZA

1	<u>1:50.681</u>	+22.163	13:09:43.459
2	1:29.275	+0.757	13:11:12.734
3	1:30.655	+2.137	13:12:43.389
4	1:29.424	+0.906	13:14:12.813
5	1:28.518	-	13:15:41.331
6	1:40.880	+12.362	13:17:22.211
7	1:40.940	+12.422	13:19:03.151
8	1:39.030	+10.512	13:20:42.181

(740) DIEGO TAVARES

1	<u>1:26.893</u>	+2.587	13:09:14.713
2	1:24.306	-	13:10:39.019
3	1:24.842	+0.536	13:12:03.861
4	1:26.451	+2.145	13:13:30.312

Lap	Lap Tm	Diff	Time of Day
5	<u>1:28.885</u>	+4.579	13:14:59.197
6	1:26.496	+2.190	13:16:25.693

(44) EVANDRO ANDRÉ RITTER

1	<u>1:31.060</u>	+3.877	13:09:25.301
2	1:31.864	+4.681	13:10:57.165
3	<u>1:27.183</u>	-	13:12:24.348
4	1:27.718	+0.535	13:13:52.066
5	1:29.910	+2.727	13:15:21.976
6	1:34.760	+7.577	13:16:56.736

(11) VINICIUS THOMAZI

1	<u>1:27.421</u>	-	13:09:17.831
2	2:15.801	+48.380	13:11:33.632
3	1:30.167	+2.746	13:13:03.799
4	1:39.021	+11.600	13:14:42.820

(831) PAULO EVANDRO BOSSO

1	<u>1:31.442</u>	-	13:09:28.956
2	1:31.740	+0.298	13:11:00.696

(151) JOAO HENRIQUE GALVAO

1	<u>1:25.666</u>	-	13:09:10.909
---	-----------------	---	--------------

Cronometragem FPRM: Jorge L. Teixeira Jr.

Orbits 4

Leonardo Rosa

www.amb-it.com

Direção FPRM: Paulo Almeida

www.mylaps.com

ponsored to: Federacao Paranaense de Motociclismo



Abertura Paranaense de Motocross

MX1

New Track 0,000 Km

Prova

25/3/2012 16:30

Race (25:00 and 2 Laps)

Lap	Lap Tm	Diff	Time of Day
(317) CARLOS EDUARDO MENDES FRANCO			
1	1:16.945	+0.768	17:43:42.276
2	1:16.177	-	17:44:58.453
3	1:16.977	+0.800	17:46:15.430
4	1:17.708	+1.531	17:47:33.138
5	1:18.458	+2.281	17:48:51.596
6	1:19.777	+3.600	17:50:11.373
7	1:19.005	+2.828	17:51:30.378
8	1:18.745	+2.568	17:52:49.123
9	1:20.176	+3.999	17:54:09.299
10	1:20.526	+4.349	17:55:29.825
11	1:20.487	+4.310	17:56:50.312
12	1:21.013	+4.836	17:58:11.325
13	1:21.796	+5.619	17:59:33.121
14	1:21.843	+5.666	18:00:54.964
15	1:22.948	+6.771	18:02:17.912
16	1:22.808	+6.631	18:03:40.720
17	1:23.456	+7.279	18:05:04.176
18	1:24.907	+8.730	18:06:29.083
19	1:25.066	+8.889	18:07:54.149
20	1:29.805	+13.628	18:09:23.954

Lap	Lap Tm	Diff	Time of Day
(22) LEONARDO CRISTIAN SIMON			
1	1:23.288	+3.645	17:43:55.734
2	1:21.843	+2.200	17:45:17.577
3	1:20.446	+0.803	17:46:38.023
4	1:20.227	+0.584	17:47:58.250
5	1:20.174	+0.531	17:49:18.424
6	1:24.160	+4.517	17:50:42.584
7	1:22.022	+2.379	17:52:04.606
8	1:21.878	+2.235	17:53:26.484
9	1:21.113	+1.470	17:54:47.597
10	1:21.627	+1.984	17:56:09.224
11	1:20.986	+1.343	17:57:30.210
12	1:20.510	+0.867	17:58:50.720
13	1:19.643	-	18:00:10.363
14	1:20.189	+0.546	18:01:30.552
15	1:20.608	+0.965	18:02:51.160
16	1:22.228	+2.585	18:04:13.388
17	1:23.279	+3.636	18:05:36.667
18	1:21.663	+2.020	18:06:58.330
19	1:23.968	+4.325	18:08:22.298
20	1:23.010	+3.367	18:09:45.308

Lap	Lap Tm	Diff	Time of Day
(1) CARLOS VAZQUEZ			
1	1:19.094	+0.311	17:43:41.045
2	1:18.783	-	17:44:59.828
3	1:21.179	+2.396	17:46:21.007
4	1:20.793	+2.010	17:47:41.800
5	1:20.360	+1.577	17:49:02.160
6	1:21.572	+2.789	17:50:23.732
7	1:22.303	+3.520	17:51:46.035
8	1:21.767	+2.984	17:53:07.802
9	1:22.623	+3.840	17:54:30.425
10	1:23.424	+4.641	17:55:53.849
11	1:22.892	+4.109	17:57:16.741
12	1:22.647	+3.864	17:58:39.388
13	1:22.964	+4.181	18:00:02.352
14	1:22.727	+3.944	18:01:25.079
15	1:23.145	+4.362	18:02:48.224
16	1:24.561	+5.778	18:04:12.785
17	1:23.466	+4.683	18:05:36.251
18	1:23.838	+5.055	18:07:00.089
19	1:25.088	+6.305	18:08:25.177
20	1:25.258	+6.475	18:09:50.435

Lap	Lap Tm	Diff	Time of Day
(127) ISMAEL ROJAS			
1	1:21.547	+3.136	17:43:53.432
2	1:20.224	+1.813	17:45:13.656
3	1:19.809	+1.398	17:46:33.465
4	1:18.411	-	17:47:51.876
5	1:20.105	+1.694	17:49:11.981
6	1:20.729	+2.318	17:50:32.710
7	1:22.736	+4.325	17:51:55.446
8	1:20.854	+2.443	17:53:16.300
9	1:21.804	+3.393	17:54:38.104
10	1:20.762	+2.351	17:55:58.866
11	1:20.867	+2.456	17:57:19.733
12	1:20.729	+2.318	17:58:40.462
13	1:22.041	+3.630	18:00:02.503
14	1:22.752	+4.341	18:01:25.255
15	1:23.985	+5.574	18:02:49.240
16	1:24.743	+6.332	18:04:13.983
17	1:24.858	+6.447	18:05:38.841
18	1:23.986	+5.575	18:07:02.827
19	1:27.767	+9.356	18:08:30.594
20	1:27.649	+9.238	18:09:58.243

Lap	Lap Tm	Diff	Time of Day
(382) FELIPE MENEGAZZO			
1	1:19.962	-	17:43:46.820
2	1:20.284	+0.322	17:45:07.104
3	1:20.264	+0.302	17:46:27.368
4	1:21.122	+1.160	17:47:48.490
5	1:22.196	+2.234	17:49:10.686
6	1:22.301	+2.339	17:50:32.987
7	1:24.024	+4.062	17:51:57.011
8	1:23.462	+3.500	17:53:20.473
9	1:23.425	+3.463	17:54:43.898
10	1:22.385	+2.423	17:56:06.283
11	1:21.169	+1.207	17:57:27.452
12	1:21.961	+1.999	17:58:49.413
13	1:21.184	+1.222	18:00:10.597
14	1:22.223	+2.261	18:01:32.820
15	1:23.837	+3.875	18:02:56.657
16	1:24.346	+4.384	18:04:21.003
17	1:24.976	+5.014	18:05:45.979
18	1:25.104	+5.142	18:07:11.083
19	1:25.797	+5.835	18:08:36.880
20	1:27.504	+7.542	18:10:04.384

Lap	Lap Tm	Diff	Time of Day
(108) JEREMIAS DURBANO			
1	1:23.207	+1.814	17:43:58.544
2	1:22.669	+1.276	17:45:21.213
3	1:22.513	+1.120	17:46:43.726
4	1:21.898	+0.505	17:48:05.624
5	1:21.393	-	17:49:27.017
6	1:22.132	+0.739	17:50:49.149
7	1:22.487	+1.094	17:52:11.636
8	1:22.189	+0.796	17:53:33.825
9	1:24.379	+2.986	17:54:58.204
10	1:23.328	+1.935	17:56:21.532
11	1:22.771	+1.378	17:57:44.303
12	1:23.269	+1.876	17:59:07.572
13	1:23.701	+2.308	18:00:31.273
14	1:23.189	+1.796	18:01:54.462
15	1:24.610	+3.217	18:03:19.072
16	1:22.881	+1.488	18:04:41.953
17	1:23.471	+2.078	18:06:05.424
18	1:25.068	+3.675	18:07:30.492
19	1:24.452	+3.059	18:08:54.944
20	1:26.402	+5.009	18:10:21.346

Lap	Lap Tm	Diff	Time of Day
(222) KAIAN TEIXEIRA EVANGELISTA			
1	1:22.083	+2.444	17:44:00.653
2	1:53.719	+34.080	17:45:54.372
3	1:20.701	+1.062	17:47:15.073
4	1:20.922	+1.283	17:48:35.995
5	1:21.284	+1.645	17:49:57.279
6	1:19.639	-	17:51:16.918
7	1:21.387	+1.748	17:52:38.305
8	1:21.361	+1.722	17:53:59.666
9	1:22.466	+2.827	17:55:22.132
10	1:22.167	+2.528	17:56:44.299
11	1:22.526	+2.887	17:58:06.825
12	1:20.864	+1.225	17:59:27.689
13	1:21.446	+1.807	18:00:49.135
14	1:23.112	+3.473	18:02:12.247
15	1:21.285	+1.646	18:03:33.532
16	1:22.612	+2.973	18:04:56.144
17	1:23.649	+4.010	18:06:19.793
18	1:23.866	+4.227	18:07:43.659
19	1:23.847	+4.208	18:09:07.506
20	1:24.396	+4.757	18:10:31.902

Lap	Lap Tm	Diff	Time of Day
(21) WILLIAN GUIMARAES			
1	1:27.777	+6.204	17:44:10.083
2	1:27.437	+5.864	17:45:37.520
3	1:23.012	+1.439	17:47:00.532
4	1:23.894	+2.321	17:48:24.426
5	1:24.427	+2.854	17:49:48.853
6	1:21.573	-	17:51:10.426
7	1:23.354	+1.781	17:52:33.780
8	1:24.692	+3.119	17:53:58.472
9	1:23.839	+2.266	17:55:22.311
10	1:24.542	+2.969	17:56:46.853
11	1:23.812	+2.239	17:58:10.665
12	1:25.477	+3.904	17:59:36.142
13	1:23.143	+1.570	18:00:59.285
14	1:23.885	+2.312	18:02:23.170
15	1:24.051	+2.478	18:03:47.221
16	1:26.129	+4.556	18:05:13.350
17	1:23.119	+1.546	18:06:36.469
18	1:23.673	+2.100	18:08:00.142
19	1:28.052	+6.479	18:09:28.194

Lap	Lap Tm	Diff	Time of Day
(838) NORTON CARVALHO			
1	1:24.097	+1.733	17:43:57.174
2	1:22.834	+0.470	17:45:20.008
3	1:22.364	-	17:46:42.372
4	1:23.623	+1.259	17:48:05.995
5	1:24.179	+1.815	17:49:30.174
6	1:24.133	+1.769	17:50:54.307
7	1:23.301	+0.937	17:52:17.608
8	1:24.895	+2.531	17:53:42.503
9	1:26.525	+4.161	17:55:09.028
10	1:25.185	+2.821	17:56:34.213
11	1:25.915	+3.551	17:58:00.128
12	1:23.691	+1.327	17:59:23.819
13	1:25.066	+2.702	18:00:48.885
14	1:25.897	+3.533	18:02:14.782
15	1:29.637	+7.273	18:03:44.419
16	1:27.814	+5.450	18:05:12.233
17	1:25.951	+3.587	18:06:38.184
18	1:27.091	+4.727	18:08:05.275
19	1:32.556	+10.192	18:09:37.831

(227) EWERTON P. O. BUENO

Cronometragem FPRM: Jorge L. Teixeira Jr.

Orbits 4

Leonardo Rosa

www.amb-it.com

Direção FPRM: Paulo Almeida

www.mylaps.com

ensed to: Federacao Paranaense de Motociclismo

Abertura Paranaense de Motocross

MX1

New Track 0,000 Km

Prova

25/3/2012 16:30

Race (25:00 and 2 Laps)

Lap	Lap Tm	Diff	Time of Day
1	1:23.767	+1.636	17:44:02.155
2	1:25.031	+2.900	17:45:27.186
3	1:23.898	+1.767	17:46:51.084
4	1:22.131	-	17:48:13.215
5	1:24.338	+2.207	17:49:37.553
6	1:24.616	+2.485	17:51:02.169
7	1:25.339	+3.208	17:52:27.508
8	1:24.006	+1.875	17:53:51.514
9	1:25.420	+3.289	17:55:16.934
10	1:24.967	+2.836	17:56:41.901
11	1:26.329	+4.198	17:58:08.230
12	1:25.939	+3.808	17:59:34.169
13	1:26.018	+3.887	18:01:00.187
14	1:27.361	+5.230	18:02:27.548
15	1:28.856	+6.725	18:03:56.404
16	1:27.672	+5.541	18:05:24.076
17	1:25.149	+3.018	18:06:49.225
18	1:27.345	+5.214	18:08:16.570
19	1:30.551	+8.420	18:09:47.121

(15) MAURICIO RODRIGO CHOPTIAN BARANHUK

1	1:24.061	-	17:43:54.980
2	1:25.658	+1.597	17:45:20.638
3	1:26.048	+1.987	17:46:46.686
4	1:26.021	+1.960	17:48:12.707
5	1:26.523	+2.462	17:49:39.230
6	1:25.764	+1.703	17:51:04.994
7	1:24.558	+0.497	17:52:29.552
8	1:24.552	+0.491	17:53:54.104
9	1:25.549	+1.488	17:55:19.653
10	1:24.991	+0.930	17:56:44.644
11	1:26.559	+2.498	17:58:11.203
12	1:27.653	+3.592	17:59:38.856
13	1:27.762	+3.701	18:01:06.618
14	1:27.028	+2.967	18:02:33.646
15	1:27.861	+3.800	18:04:01.507
16	1:27.293	+3.232	18:05:28.800
17	1:27.293	+3.232	18:06:56.093
18	1:28.691	+4.630	18:08:24.784
19	1:28.933	+4.872	18:09:53.717

(44) PAULO HENRIQUE DA SILVA

1	1:27.536	+3.831	17:44:07.083
2	1:25.577	+1.872	17:45:32.660
3	1:24.182	+0.477	17:46:56.842
4	1:24.422	+0.717	17:48:21.264
5	1:24.141	+0.436	17:49:45.405
6	1:23.705	-	17:51:09.110
7	1:25.425	+1.720	17:52:34.535
8	1:28.177	+4.472	17:54:02.712
9	1:28.359	+4.654	17:55:31.071
10	1:24.614	+0.909	17:56:55.685
11	1:26.150	+2.445	17:58:21.835
12	1:24.485	+0.780	17:59:46.320
13	1:25.360	+1.655	18:01:11.680
14	1:25.774	+2.069	18:02:37.454
15	1:26.438	+2.733	18:04:03.892
16	1:26.160	+2.455	18:05:30.052
17	1:28.925	+5.220	18:06:58.977
18	1:28.204	+4.499	18:08:27.181
19	1:26.771	+3.066	18:09:53.952

(307) JEISON SCHEIDT

1	1:23.350	-	17:43:50.050
2	1:23.974	+0.624	17:45:14.024
3	1:24.622	+1.272	17:46:38.646

Lap	Lap Tm	Diff	Time of Day
4	1:24.080	+0.730	17:48:02.726
5	1:23.963	+0.613	17:49:26.689
6	1:26.922	+3.572	17:50:53.611
7	1:24.158	+0.808	17:52:17.769
8	1:27.155	+3.805	17:53:44.924
9	1:26.820	+3.470	17:55:11.744
10	1:27.159	+3.809	17:56:38.903
11	1:27.928	+4.578	17:58:06.831
12	1:31.161	+7.811	17:59:37.992
13	1:31.811	+8.461	18:01:09.803
14	1:27.656	+4.306	18:02:37.459
15	1:29.496	+6.146	18:04:06.955
16	1:29.484	+6.134	18:05:36.439
17	1:32.414	+9.064	18:07:08.853
18	1:30.826	+7.476	18:08:39.679
19	1:33.413	+10.063	18:10:13.092

(771) LUCAS CARNEIRO PIRES

1	1:24.328	-	17:43:54.160
2	1:25.175	+0.847	17:45:19.335
3	1:25.205	+0.877	17:46:44.540
4	1:26.556	+2.228	17:48:11.096
5	1:26.119	+1.791	17:49:37.215
6	1:28.207	+3.879	17:51:05.422
7	1:27.008	+2.680	17:52:32.430
8	1:25.721	+1.393	17:53:58.151
9	1:27.916	+3.588	17:55:26.067
10	1:29.189	+4.861	17:56:55.256
11	1:27.170	+2.842	17:58:22.426
12	1:27.646	+3.318	17:59:50.072
13	1:28.479	+4.151	18:01:18.551
14	1:29.396	+5.068	18:02:47.947
15	1:30.538	+6.210	18:04:18.485
16	1:30.117	+5.789	18:05:48.602
17	1:30.681	+6.353	18:07:19.283
18	1:28.792	+4.464	18:08:48.075
19	1:28.335	+4.007	18:10:16.410

(183) ALEXANDRE MOCELIN

1	1:24.202	+0.739	17:44:02.111
2	1:24.576	+1.113	17:45:26.687
3	1:23.463	-	17:46:50.150
4	1:24.820	+1.357	17:48:14.970
5	1:25.338	+1.875	17:49:40.308
6	1:26.319	+2.856	17:51:06.627
7	1:26.556	+3.093	17:52:33.183
8	1:26.831	+3.368	17:54:00.014
9	1:27.196	+3.733	17:55:27.210
10	1:27.121	+3.658	17:56:54.331
11	1:29.640	+6.177	17:58:23.971
12	1:31.687	+8.224	17:59:55.658
13	1:29.078	+5.615	18:01:24.736
14	1:34.613	+11.150	18:02:59.349
15	1:29.781	+6.318	18:04:29.130
16	1:30.268	+6.805	18:05:59.398
17	1:28.588	+5.125	18:07:27.986
18	1:28.540	+5.077	18:08:56.526
19	1:28.183	+4.720	18:10:24.709

(101) CLAUDINEI AVILA

1	1:31.814	+2.047	17:44:12.642
2	1:30.832	+1.065	17:45:43.474
3	1:30.981	+1.214	17:47:14.455
4	1:29.767	-	17:48:44.222
5	1:30.394	+0.627	17:50:14.616
6	1:33.905	+4.138	17:51:48.521

Lap	Lap Tm	Diff	Time of Day
7	1:31.598	+1.831	17:53:20.119
8	1:32.993	+3.226	17:54:53.112
9	1:33.532	+3.765	17:56:26.644
10	1:34.560	+4.793	17:58:01.204
11	1:34.455	+4.688	17:59:35.659
12	1:35.189	+5.422	18:01:10.848
13	1:32.363	+2.596	18:02:43.211
14	1:33.156	+3.389	18:04:16.367
15	1:34.705	+4.938	18:05:51.072
16	1:33.722	+3.955	18:07:24.794
17	1:36.531	+6.764	18:09:01.325
18	1:38.818	+9.051	18:10:40.143

(64) FABIO SUKEKAVA

1	1:28.211	-	17:44:14.833
2	1:28.862	+0.651	17:45:43.695
3	1:29.115	+0.904	17:47:12.810
4	1:28.298	+0.087	17:48:41.108
5	1:29.130	+0.919	17:50:10.238
6	1:48.259	+20.048	17:51:58.497
7	1:29.743	+1.532	17:53:28.240
8	1:46.110	+17.899	17:55:14.350
9	1:32.667	+4.456	17:56:47.017
10	1:32.337	+4.126	17:58:19.354
11	1:34.790	+6.579	17:59:54.144
12	1:34.445	+6.234	18:01:28.589
13	1:32.933	+4.722	18:03:01.522
14	1:32.913	+4.702	18:04:34.435
15	1:32.872	+4.661	18:06:07.307
16	1:31.777	+3.566	18:07:39.084
17	1:32.776	+4.565	18:09:11.860
18	1:32.270	+4.059	18:10:44.130

(700) RODRIGO TABORDA

1	1:19.894	+0.895	17:43:43.880
2	1:18.999	-	17:45:02.879
3	1:19.653	+0.654	17:46:22.532
4	1:19.879	+0.880	17:47:42.411
5	1:21.572	+2.573	17:49:03.983
6	1:20.172	+1.173	17:50:24.155
7	1:20.693	+1.694	17:51:44.848
8	1:22.024	+3.025	17:53:06.872
9	1:50.905	+31.906	17:54:57.777
10	1:23.052	+4.053	17:56:20.829
11	1:22.413	+3.414	17:57:43.242
12	1:23.309	+4.310	17:59:06.551
13	1:23.400	+4.401	18:00:29.951
14	1:23.269	+4.270	18:01:53.220
15	2:26.310	+1:07.311	18:04:19.530
16	2:12.078	+53.079	18:06:31.608
17	2:22.893	+1:03.894	18:08:54.501
18	2:20.414	+1:01.415	18:11:14.915

(377) ANDRE FONSECA

1	1:30.597	-	17:44:10.859
2	1:31.961	+1.364	17:45:42.820
3	1:32.402	+1.805	17:47:15.222
4	1:42.820	+12.223	17:48:58.042
5	1:32.260	+1.663	17:50:30.302
6	1:35.108	+4.511	17:52:05.410
7	1:39.899	+9.302	17:53:45.309
8	1:38.437	+7.840	17:55:23.746
9	1:38.632	+8.035	17:57:02.378
10	1:36.637	+6.040	17:58:39.015
11	1:39.905	+9.308	18:00:18.920
12	1:40.335	+9.738	18:01:59.255



Abertura Paranaense de Motocross

MX1

New Track 0,000 Km

Prova

25/3/2012 16:30

Race (25:00 and 2 Laps)

Lap	Lap Tm	Diff	Time of Day
13	1:44.571	+13.974	18:03:43.826
14	1:43.544	+12.947	18:05:27.370
15	1:44.533	+13.936	18:07:11.903
16	2:05.678	+35.081	18:09:17.581
17	1:46.381	+15.784	18:11:03.962

(321) TIAGO GARCIA

1	1:29.764	+2.176	17:44:12.965
2	1:28.925	+1.337	17:45:41.890
3	1:27.760	+0.172	17:47:09.650
4	1:27.588	-	17:48:37.238
5	1:29.007	+1.419	17:50:06.245
6	1:28.935	+1.347	17:51:35.180
7	1:29.054	+1.466	17:53:04.234
8	1:31.080	+3.492	17:54:35.314
9	1:32.740	+5.152	17:56:08.054
10	1:35.793	+8.205	17:57:43.847
11	1:34.249	+6.661	17:59:18.096
12	1:36.495	+8.907	18:00:54.591
13	1:38.157	+10.569	18:02:32.748
14	1:34.953	+7.365	18:04:07.701
15	1:34.489	+6.901	18:05:42.190
16	1:34.241	+6.653	18:07:16.431
17	1:36.067	+8.479	18:08:52.498

(50) CLAUDINEY GUASTI

1	1:35.860	-	17:44:20.225
2	1:36.060	+0.200	17:45:56.285
3	1:38.634	+2.774	17:47:34.919
4	1:39.128	+3.268	17:49:14.047
5	1:40.137	+4.277	17:50:54.184
6	1:39.105	+3.245	17:52:33.289
7	1:39.452	+3.592	17:54:12.741
8	1:38.195	+2.335	17:55:50.936
9	1:39.429	+3.569	17:57:30.365
10	1:40.476	+4.616	17:59:10.841
11	1:40.011	+4.151	18:00:50.852
12	1:41.904	+6.044	18:02:32.756
13	1:40.117	+4.257	18:04:12.873
14	1:41.978	+6.118	18:05:54.851
15	1:44.418	+8.558	18:07:39.269
16	1:43.767	+7.907	18:09:23.036

(99) LUIZ FERNANDO DE MEDEIROS

1	1:29.313	+0.799	17:44:04.125
2	1:28.605	+0.091	17:45:32.730
3	1:29.329	+0.815	17:47:02.059
4	1:28.514	-	17:48:30.573
5	1:30.796	+2.282	17:50:01.369
6	1:32.091	+3.577	17:51:33.460
7	1:32.320	+3.806	17:53:05.780
8	1:33.383	+4.869	17:54:39.163
9	1:32.219	+3.705	17:56:11.382
10	1:30.838	+2.324	17:57:42.220
11	1:32.654	+4.140	17:59:14.874
12	1:33.626	+5.112	18:00:48.500
13	1:40.445	+11.931	18:02:28.945
14	2:03.114	+34.600	18:04:32.059

(9) CLEVERSON ALVES

1	1:26.134	+2.630	17:43:59.763
2	1:23.504	-	17:45:23.267
3	1:27.155	+3.651	17:46:50.422
4	1:29.197	+5.693	17:48:19.619
5	1:28.606	+5.102	17:49:48.225
6	1:28.357	+4.853	17:51:16.582

Lap	Lap Tm	Diff	Time of Day
7	1:29.738	+6.234	17:52:46.320
8	1:27.243	+3.739	17:54:13.563
9	1:27.751	+4.247	17:55:41.314
10	1:27.659	+4.155	17:57:08.973
11	1:29.270	+5.766	17:58:38.243
12	1:29.666	+6.162	18:00:07.909
13	1:55.977	+32.473	18:02:03.886

(928) JEVERSON CAMILOTI

1	1:29.035	+0.090	17:44:11.897
2	1:28.945	-	17:45:40.842
3	1:29.663	+0.718	17:47:10.505
4	1:31.999	+3.054	17:48:42.504
5	1:34.224	+5.279	17:50:16.728
6	1:35.523	+6.578	17:51:52.251
7	1:35.197	+6.252	17:53:27.448
8	1:34.128	+5.183	17:55:01.576
9	1:33.263	+4.318	17:56:34.839
10	1:35.420	+6.475	17:58:10.259
11	2:18.943	+49.998	18:00:29.202

(153) RENAN FIORINI

1	1:29.905	-	17:44:06.727
2	1:29.917	+0.012	17:45:36.644
3	1:30.672	+0.767	17:47:07.316
4	1:31.059	+1.154	17:48:38.375
5	1:30.569	+0.664	17:50:08.944
6	1:33.531	+3.626	17:51:42.475
7	1:34.340	+4.435	17:53:16.815
8	1:38.952	+9.047	17:54:55.767
9	1:40.396	+10.491	17:56:36.163
10	1:48.857	+18.952	17:58:25.020

(214) LUCAS MARTINI

1	1:19.910	+1.694	17:43:47.777
2	1:20.752	+2.536	17:45:08.529
3	1:19.946	+1.730	17:46:28.475
4	1:20.094	+1.878	17:47:48.569
5	1:18.216	-	17:49:06.785
6	3:04.723	+1:46.507	17:52:11.508

(731) VAGNER LACHI

1	1:25.865	+2.453	17:44:00.397
2	1:23.698	+0.286	17:45:24.095
3	1:23.412	-	17:46:47.507
4	1:23.717	+0.305	17:48:11.224

(372) JOAO PAULO MONTEIRO

1	1:30.689	+1.373	17:44:16.358
2	1:29.316	-	17:45:45.674
3	1:30.791	+1.475	17:47:16.465
4	2:08.045	+38.729	17:49:24.510

(7) KLEYMAR PANCERA

1	1:21.077	-	17:43:52.604
---	----------	---	--------------

Cronometragem FPRM: Jorge L. Teixeira Jr.

Orbits 4

Leonardo Rosa

www.amb-it.com

Direção FPRM: Paulo Almeida

www.mylaps.com

ensend to: Federacao Paranaense de Motociclismo