



2ª Etapa Paranaense de Motocross

FLN

New Track 0,000 Km

Prova

6/5/2012 15:30

Race (15:00 and 2 Laps)

Lap	Lap Tm	Diff	Time of Day
(127) ISMAEL ROJAS			
1	1:16.272	+0.584	15:46:50.109
2	1:15.779	+0.091	15:48:05.888
3	1:17.655	+1.967	15:49:23.543
4	1:15.688	-	15:50:39.231
5	1:18.426	+2.738	15:51:57.657
6	1:19.616	+3.928	15:53:17.273
7	1:19.789	+4.101	15:54:37.062
8	1:22.014	+6.326	15:55:59.076
9	1:21.265	+5.577	15:57:20.341
10	1:18.581	+2.893	15:58:38.922
11	1:19.430	+3.742	15:59:58.352
12	1:20.686	+4.998	16:01:19.038
13	1:23.122	+7.434	16:02:42.160

Lap	Lap Tm	Diff	Time of Day
(9) CLEVERSON ALVES			
1	1:18.218	-	15:46:56.740
2	1:18.894	+0.676	15:48:15.634
3	1:19.706	+1.488	15:49:35.340
4	1:19.649	+1.431	15:50:54.989
5	1:18.944	+0.726	15:52:13.933
6	1:20.129	+1.911	15:53:34.062
7	1:20.368	+2.150	15:54:54.430
8	1:20.210	+1.992	15:56:14.640
9	1:19.690	+1.472	15:57:34.330
10	1:19.266	+1.048	15:58:53.596
11	1:18.924	+0.706	16:00:12.520
12	1:19.709	+1.491	16:01:32.229
13	1:20.578	+2.360	16:02:52.807

Lap	Lap Tm	Diff	Time of Day
(6) CHARLES LUFT			
1	1:20.655	+1.579	15:47:00.171
2	1:20.698	+1.622	15:48:20.869
3	1:19.492	+0.416	15:49:40.361
4	1:19.222	+0.146	15:50:59.583
5	1:20.866	+1.790	15:52:20.449
6	1:21.038	+1.962	15:53:41.487
7	1:20.819	+1.743	15:55:02.306
8	1:20.188	+1.112	15:56:22.494
9	1:19.076	-	15:57:41.570
10	1:20.405	+1.329	15:59:01.975
11	1:20.530	+1.454	16:00:22.505
12	1:20.525	+1.449	16:01:43.030
13	1:22.419	+3.343	16:03:05.449

Lap	Lap Tm	Diff	Time of Day
(2) RONY GOUVEIA			
1	1:21.028	+0.773	15:46:59.624
2	1:20.468	+0.213	15:48:20.092
3	1:21.689	+1.434	15:49:41.781
4	1:20.958	+0.703	15:51:02.739
5	1:21.336	+1.081	15:52:24.075
6	1:20.293	+0.038	15:53:44.368
7	1:20.679	+0.424	15:55:05.047
8	1:22.668	+2.413	15:56:27.715
9	1:20.255	-	15:57:47.970
10	1:21.277	+1.022	15:59:09.247
11	1:20.731	+0.476	16:00:29.978
12	1:21.155	+0.900	16:01:51.133
13	1:21.258	+1.003	16:03:12.391

Lap	Lap Tm	Diff	Time of Day
(712) JONATAS ROJAS			
1	1:24.680	+4.523	15:47:15.717
2	1:26.982	+6.825	15:48:42.699
3	1:22.770	+2.613	15:50:05.469
4	1:20.157	-	15:51:25.626

Lap	Lap Tm	Diff	Time of Day
5	1:21.938	+1.781	15:52:47.564
6	1:21.044	+0.887	15:54:08.608
7	1:22.118	+1.961	15:55:30.726
8	1:23.713	+3.556	15:56:54.439
9	1:21.898	+1.741	15:58:16.337
10	1:21.982	+1.825	15:59:38.319
11	1:24.492	+4.335	16:01:02.811
12	1:22.934	+2.777	16:02:25.745
13	1:24.649	+4.492	16:03:50.394

Lap	Lap Tm	Diff	Time of Day
(22) EDUARDO VALENTIM			
1	1:24.191	+1.894	15:47:07.515
2	1:23.575	+1.278	15:48:31.090
3	1:22.297	-	15:49:53.387
4	1:23.357	+1.060	15:51:16.744
5	1:25.659	+3.362	15:52:42.403
6	1:23.135	+0.838	15:54:05.538
7	1:22.575	+0.278	15:55:28.113
8	1:24.058	+1.761	15:56:52.171
9	1:24.471	+2.174	15:58:16.642
10	1:24.624	+2.327	15:59:41.266
11	1:26.101	+3.804	16:01:07.367
12	1:25.510	+3.213	16:02:32.877
13	1:24.729	+2.432	16:03:57.606

Lap	Lap Tm	Diff	Time of Day
(122) DIOMAR JUNIOR MACHADO			
1	1:23.134	+0.182	15:47:04.120
2	1:23.702	+0.750	15:48:27.822
3	1:22.952	-	15:49:50.774
4	1:24.179	+1.227	15:51:14.953
5	1:25.219	+2.267	15:52:40.172
6	1:23.181	+0.229	15:54:03.353
7	1:25.079	+2.127	15:55:28.432
8	1:29.800	+6.848	15:56:58.232
9	1:25.589	+2.637	15:58:23.821
10	1:27.249	+4.297	15:59:51.070
11	1:27.254	+4.302	16:01:18.324
12	1:29.067	+6.115	16:02:47.391

Lap	Lap Tm	Diff	Time of Day
(151) HENRIQUE VIEIRA			
1	1:27.938	+2.598	15:47:15.707
2	1:28.109	+2.769	15:48:43.816
3	1:26.475	+1.135	15:50:10.291
4	1:26.418	+1.078	15:51:36.709
5	1:25.770	+0.430	15:53:02.479
6	1:25.340	-	15:54:27.819
7	1:26.654	+1.314	15:55:54.473
8	1:27.775	+2.435	15:57:22.248
9	1:46.802	+21.462	15:59:09.050
10	1:27.363	+2.023	16:00:36.413
11	1:26.045	+0.705	16:02:02.458
12	1:26.572	+1.232	16:03:29.030

Lap	Lap Tm	Diff	Time of Day
(16) PRESLEI DE CARLI			
1	1:16.964	+1.259	15:46:51.295
2	1:15.705	-	15:48:07.000
3	1:16.677	+0.972	15:49:23.677
4	1:35.552	+19.847	15:50:59.229
5	1:49.381	+33.676	15:52:48.610
6	1:34.927	+19.222	15:54:23.537
7	1:59.879	+44.174	15:56:23.416
8	1:19.170	+3.465	15:57:42.586
9	1:19.683	+3.978	15:59:02.269
10	1:21.738	+6.033	16:00:24.007
11	1:54.305	+38.600	16:02:18.312
12	1:31.841	+16.136	16:03:50.153

Lap	Lap Tm	Diff	Time of Day
(31) LUIZ GUSTAVO LIMA FLORES			
1	1:28.413	-	15:47:14.130
2	1:28.543	+0.130	15:48:42.673
3	1:30.312	+1.899	15:50:12.985
4	1:30.061	+1.648	15:51:43.046
5	1:32.761	+4.348	15:53:15.807
6	1:34.769	+6.356	15:54:50.576
7	1:32.354	+3.941	15:56:22.930
8	1:35.933	+7.520	15:57:58.863
9	1:34.599	+6.186	15:59:33.462
10	1:33.459	+5.046	16:01:06.921
11	1:33.537	+5.124	16:02:40.458
12	1:35.149	+6.736	16:04:15.607

Lap	Lap Tm	Diff	Time of Day
(20) MARCOS VINICIUS GAMBARINI			
1	1:30.899	+0.971	15:47:19.234
2	1:30.226	+0.298	15:48:49.460
3	1:29.928	-	15:50:19.388
4	1:31.018	+1.090	15:51:50.406
5	1:33.907	+3.979	15:53:24.313
6	1:36.669	+6.741	15:55:00.982
7	1:35.772	+5.844	15:56:36.754
8	1:32.784	+2.856	15:58:09.538
9	1:35.000	+5.072	15:59:44.538
10	1:32.682	+2.754	16:01:17.220
11	1:33.841	+3.913	16:02:51.061

Lap	Lap Tm	Diff	Time of Day
(111) GUILHERME FERREIRA LIMA			
1	1:27.908	+1.924	15:47:14.676
2	1:27.803	+1.819	15:48:42.479
3	1:26.969	+0.985	15:50:09.448
4	1:25.984	-	15:51:35.432
5	1:26.851	+0.867	15:53:02.283

CRONOMETRAGEM FPrM

Orbits 4

Jorge L. Teixeira Jr

www.amb-it.com

Leonardo Rosa

www.mylaps.com

ensed to: Federacao Paranaense de Motociclismo

Printed: 6/5/2012 16:07:00

Page 1/1



2ª Etapa Paranaense de Motocross

Intermediaria

New Track 0,000 Km

Prova

6/5/2012 12:30

Race (15:00 and 2 Laps)

Lap	Lap Tm	Diff	Time of Day
(150) DANIEL REICHHARDT			
1	1:15.967	+1.583	12:47:28.183
2	1:16.009	+1.625	12:48:44.192
3	1:15.227	+0.843	12:49:59.419
4	1:15.264	+0.880	12:51:14.683
5	1:15.271	+0.887	12:52:29.954
6	1:15.375	+0.991	12:53:45.329
7	1:15.137	+0.753	12:55:00.466
8	1:15.253	+0.869	12:56:15.719
9	1:15.785	+1.401	12:57:31.504
10	1:16.246	+1.862	12:58:47.750
11	1:14.384	-	13:00:02.134
12	1:15.510	+1.126	13:01:17.644
13	1:14.828	+0.444	13:02:32.472

Lap	Lap Tm	Diff	Time of Day
(516) MARCELO COSTA DESSUNTI			
1	1:16.663	+2.581	12:47:30.524
2	1:16.774	+2.692	12:48:47.298
3	1:15.700	+1.618	12:50:02.998
4	1:15.175	+1.093	12:51:18.173
5	1:15.153	+1.071	12:52:33.326
6	1:14.082	-	12:53:47.408
7	1:14.904	+0.822	12:55:02.312
8	1:15.360	+1.278	12:56:17.672
9	1:15.265	+1.183	12:57:32.937
10	1:15.096	+1.014	12:58:48.033
11	1:14.312	+0.230	13:00:02.345
12	1:15.545	+1.463	13:01:17.890
13	1:14.737	+0.655	13:02:32.627

Lap	Lap Tm	Diff	Time of Day
(357) ANDERSON KULKA			
1	1:17.095	+1.969	12:47:30.203
2	1:15.879	+0.753	12:48:46.082
3	1:15.930	+0.804	12:50:02.012
4	1:15.683	+0.557	12:51:17.695
5	1:15.597	+0.471	12:52:33.292
6	1:17.416	+2.290	12:53:50.708
7	1:15.652	+0.526	12:55:06.360
8	1:15.451	+0.325	12:56:21.811
9	1:15.486	+0.360	12:57:37.297
10	1:15.407	+0.281	12:58:52.704
11	1:15.126	-	13:00:07.830
12	1:15.453	+0.327	13:01:23.283
13	1:16.006	+0.880	13:02:39.289

Lap	Lap Tm	Diff	Time of Day
(55) CRISTIAN SCHERER			
1	1:17.269	+3.478	12:47:37.070
2	1:15.490	+1.699	12:48:52.560
3	1:16.112	+2.321	12:50:08.672
4	1:15.344	+1.553	12:51:24.016
5	1:16.002	+2.211	12:52:40.018
6	1:14.733	+0.942	12:53:54.751
7	1:14.361	+0.570	12:55:09.112
8	1:13.791	-	12:56:22.903
9	1:15.523	+1.732	12:57:38.426
10	1:17.130	+3.339	12:58:55.556
11	1:14.788	+0.997	13:00:10.344
12	1:15.134	+1.343	13:01:25.478
13	1:15.300	+1.509	13:02:40.778

Lap	Lap Tm	Diff	Time of Day
(740) DIEGO TAVARES			
1	1:15.634	+0.624	12:47:29.066
2	1:15.560	+0.550	12:48:44.626
3	1:15.645	+0.635	12:50:00.271
4	1:15.010	-	12:51:15.281

Lap	Lap Tm	Diff	Time of Day
5	1:15.350	+0.340	12:52:30.631
6	1:15.834	+0.824	12:53:46.465
7	1:15.177	+0.167	12:55:01.642
8	1:15.949	+0.939	12:56:17.591
9	1:17.701	+2.691	12:57:35.292
10	1:16.476	+1.466	12:58:51.768
11	1:17.769	+2.759	13:00:09.537
12	1:15.659	+0.649	13:01:25.196
13	1:17.192	+2.182	13:02:42.388

Lap	Lap Tm	Diff	Time of Day
(10) GUSTAVO OLIVEIRA			
1	1:17.473	+2.428	12:47:33.157
2	1:15.741	+0.696	12:48:48.898
3	1:16.453	+1.408	12:50:05.351
4	1:16.265	+1.220	12:51:21.616
5	1:15.160	+0.115	12:52:36.776
6	1:15.168	+0.123	12:53:51.944
7	1:15.298	+0.253	12:55:07.242
8	1:15.045	-	12:56:22.287
9	1:15.950	+0.905	12:57:38.237
10	1:17.736	+2.691	12:58:55.973
11	1:16.005	+0.960	13:00:11.978
12	1:15.554	+0.509	13:01:27.532
13	1:15.229	+0.184	13:02:42.761

Lap	Lap Tm	Diff	Time of Day
(101) ROBERT VAZQUEZ			
1	1:17.135	+1.465	12:47:35.755
2	1:15.670	-	12:48:51.425
3	1:15.718	+0.048	12:50:07.143
4	1:17.236	+1.566	12:51:24.379
5	1:16.442	+0.772	12:52:40.821
6	1:16.968	+1.298	12:53:57.789
7	1:16.603	+0.933	12:55:14.392
8	1:16.831	+1.161	12:56:31.223
9	1:16.314	+0.644	12:57:47.537
10	1:16.844	+1.174	12:59:04.381
11	1:16.255	+0.585	13:00:20.636
12	1:18.442	+2.772	13:01:39.078
13	1:20.439	+4.769	13:02:59.517

Lap	Lap Tm	Diff	Time of Day
(21) CESAR ANTONIO ROTELA			
1	1:17.081	+1.709	12:47:39.296
2	1:17.832	+2.460	12:48:57.128
3	1:16.700	+1.328	12:50:13.828
4	1:17.742	+2.370	12:51:31.570
5	1:17.573	+2.201	12:52:49.143
6	1:16.297	+0.925	12:54:05.440
7	1:16.971	+1.599	12:55:22.411
8	1:16.515	+1.143	12:56:38.926
9	1:16.750	+1.378	12:57:55.676
10	1:16.677	+1.305	12:59:12.353
11	1:15.372	-	13:00:27.725
12	1:16.020	+0.648	13:01:43.745
13	1:16.188	+0.816	13:02:59.933

Lap	Lap Tm	Diff	Time of Day
(11) VINICIUS THOMAZI			
1	1:15.497	-	12:47:27.585
2	1:15.795	+0.298	12:48:43.380
3	1:27.877	+12.380	12:50:11.257
4	1:17.203	+1.706	12:51:28.460
5	1:17.486	+1.989	12:52:45.946
6	1:17.701	+2.204	12:54:03.647
7	1:19.649	+4.152	12:55:23.296
8	1:16.421	+0.924	12:56:39.717
9	1:16.497	+1.000	12:57:56.214
10	1:17.882	+2.385	12:59:14.096

Lap	Lap Tm	Diff	Time of Day
11	1:16.376	+0.879	13:00:30.472
12	1:16.704	+1.207	13:01:47.176
13	1:17.201	+1.704	13:03:04.377

Lap	Lap Tm	Diff	Time of Day
(212) JEFFERSON PIVA			
1	1:17.195	+1.357	12:47:33.783
2	1:15.838	-	12:48:49.621
3	1:16.765	+0.927	12:50:06.386
4	1:17.291	+1.453	12:51:23.677
5	1:16.228	+0.390	12:52:39.905
6	1:17.835	+1.997	12:53:57.740
7	1:19.335	+3.497	12:55:17.075
8	1:20.776	+4.938	12:56:37.851
9	1:17.369	+1.531	12:57:55.220
10	1:18.536	+2.698	12:59:13.756
11	1:16.837	+0.999	13:00:30.593
12	1:20.116	+4.278	13:01:50.709
13	1:20.677	+4.839	13:03:11.386

Lap	Lap Tm	Diff	Time of Day
(499) ANDRE FONSECA			
1	1:19.955	+4.004	12:47:41.456
2	1:17.247	+1.296	12:48:58.703
3	1:15.951	-	12:50:14.654
4	1:17.369	+1.418	12:51:32.023
5	1:18.513	+2.562	12:52:50.536
6	1:18.196	+2.245	12:54:08.732
7	1:16.993	+1.042	12:55:25.725
8	1:18.767	+2.816	12:56:44.492
9	1:17.903	+1.952	12:58:02.395
10	1:16.424	+0.473	12:59:18.819
11	1:19.065	+3.114	13:00:37.884
12	1:17.292	+1.341	13:01:55.176
13	1:17.936	+1.985	13:03:13.112

Lap	Lap Tm	Diff	Time of Day
(26) THIAGO ERDMANN			
1	1:17.451	+0.199	12:47:34.978
2	1:17.365	+0.113	12:48:52.343
3	1:20.772	+3.520	12:50:13.115
4	1:17.790	+0.538	12:51:30.905
5	1:17.850	+0.598	12:52:48.755
6	1:18.754	+1.502	12:54:07.509
7	1:17.261	+0.009	12:55:24.770
8	1:17.252	-	12:56:42.022
9	1:18.101	+0.849	12:58:00.123
10	1:18.315	+1.063	12:59:18.438
11	1:20.582	+3.330	13:00:39.020
12	1:18.414	+1.162	13:01:57.434
13	1:20.269	+3.017	13:03:17.703

Lap	Lap Tm	Diff	Time of Day
(151) JOAO HENRIQUE GALVAO			
1	1:21.890	+5.301	12:47:46.449
2	1:19.913	+3.324	12:49:06.362
3	1:19.175	+2.586	12:50:25.537
4	1:18.074	+1.485	12:51:43.611
5	1:16.589	-	12:53:00.200
6	1:18.619	+2.030	12:54:18.819
7	1:16.715	+0.126	12:55:35.534
8	1:17.849	+1.260	12:56:53.383
9	1:16.771	+0.182	12:58:10.154
10	1:17.334	+0.745	12:59:27.488
11	1:17.629	+1.040	13:00:45.117
12	1:19.112	+2.523	13:02:04.229
13	1:17.485	+0.896	13:03:21.714

Lap	Lap Tm	Diff	Time of Day
(321) TIAGO GARCIA			
1	1:21.110	+4.561	12:47:42.918

CRONOMETRAGEM FPrM

Orbits 4

Jorge L. Teixeira Jr
Leonardo Rosa

www.amb-it.com
www.mylaps.com

ensed to: Federacao Paranaense de Motociclismo



2ª Etapa Paranaense de Motocross

Intermediaria

New Track 0,000 Km

Prova

6/5/2012 12:30

Race (15:00 and 2 Laps)

Lap	Lap Tm	Diff	Time of Day
2	1:17.167	+0.618	12:49:00.085
3	1:17.579	+1.030	12:50:17.664
4	1:16.549	-	12:51:34.213
5	1:18.723	+2.174	12:52:52.936
6	1:17.692	+1.143	12:54:10.628
7	1:16.940	+0.391	12:55:27.568
8	1:21.247	+4.698	12:56:48.815
9	1:18.199	+1.650	12:58:07.014
10	1:18.459	+1.910	12:59:25.473
11	1:18.347	+1.798	13:00:43.820
12	1:18.897	+2.348	13:02:02.717
13	1:20.553	+4.004	13:03:23.270

(6) ANDREI MAROSO

1	1:20.292	+2.317	12:47:38.762
2	1:19.935	+1.960	12:48:58.697
3	1:20.098	+2.123	12:50:18.795
4	1:20.354	+2.379	12:51:39.149
5	1:23.560	+5.585	12:53:02.709
6	1:19.071	+1.096	12:54:21.780
7	1:18.892	+0.917	12:55:40.672
8	1:18.688	+0.713	12:56:59.360
9	1:20.553	+2.578	12:58:19.913
10	1:18.326	+0.351	12:59:38.239
11	1:17.975	-	13:00:56.214
12	1:20.044	+2.069	13:02:16.258
13	1:24.108	+6.133	13:03:40.366

(44) EVANDRO ANDRÉ RITTER SCHLAPPA

1	1:22.842	+3.329	12:47:43.842
2	1:20.442	+0.929	12:49:04.284
3	1:20.289	+0.776	12:50:24.573
4	1:19.868	+0.355	12:51:44.441
5	1:20.400	+0.887	12:53:04.841
6	1:19.998	+0.485	12:54:24.839
7	1:20.392	+0.879	12:55:45.231
8	1:19.513	-	12:57:04.744
9	1:20.165	+0.652	12:58:24.909
10	1:19.974	+0.461	12:59:44.883
11	1:22.540	+3.027	13:01:07.423
12	1:20.598	+1.085	13:02:28.021
13	1:19.992	+0.479	13:03:48.013

(144) MARLLUS FRANZOLLI

1	1:21.892	+1.915	12:47:44.628
2	1:21.138	+1.161	12:49:05.766
3	1:21.280	+1.303	12:50:27.046
4	1:20.659	+0.682	12:51:47.705
5	1:20.378	+0.401	12:53:08.083
6	1:19.977	-	12:54:28.060
7	1:21.226	+1.249	12:55:49.286
8	1:21.458	+1.481	12:57:10.744
9	1:20.807	+0.830	12:58:31.551
10	1:22.197	+2.220	12:59:53.748
11	1:22.314	+2.337	13:01:16.062
12	1:22.460	+2.483	13:02:38.522

(92) GUSTAVO SELL

1	1:22.197	+1.432	12:47:45.447
2	1:23.091	+2.326	12:49:08.538
3	1:21.120	+0.355	12:50:29.658
4	1:23.432	+2.667	12:51:53.090
5	1:22.344	+1.579	12:53:15.434
6	1:22.693	+1.928	12:54:38.127
7	1:22.781	+2.016	12:56:00.908
8	1:24.366	+3.601	12:57:25.274

Lap	Lap Tm	Diff	Time of Day
9	1:26.134	+5.369	12:58:51.408
10	1:24.131	+3.366	13:00:15.539
11	1:21.603	+0.838	13:01:37.142
12	1:20.765	-	13:02:57.907

(43) LEANDRO ARAUJO

1	1:21.291	+4.056	12:47:45.245
2	1:20.334	+3.099	12:49:05.579
3	1:19.416	+2.181	12:50:24.995
4	1:27.127	+9.892	12:51:52.122
5	1:17.428	+0.193	12:53:09.550
6	1:18.642	+1.407	12:54:28.192
7	1:17.764	+0.529	12:55:45.956
8	1:57.438	+40.203	12:57:43.394
9	1:19.511	+2.276	12:59:02.905
10	1:17.235	-	13:00:20.140
11	1:18.535	+1.300	13:01:38.675
12	1:19.701	+2.466	13:02:58.376

(196) MARCELO GALANDO

1	1:26.983	+6.440	12:47:59.302
2	1:21.925	+1.382	12:49:21.227
3	1:20.543	-	12:50:41.770
4	1:21.809	+1.266	12:52:03.579
5	1:21.263	+0.720	12:53:24.842
6	1:23.852	+3.309	12:54:48.694
7	1:21.939	+1.396	12:56:10.633
8	1:22.256	+1.713	12:57:32.889
9	1:22.469	+1.926	12:58:55.358
10	1:21.527	+0.984	13:00:16.885
11	1:20.957	+0.414	13:01:37.842
12	1:21.432	+0.889	13:02:59.274

(15) HENRIQUE VIEIRA

1	1:30.213	+11.736	12:48:02.150
2	1:22.452	+3.975	12:49:24.602
3	1:18.477	-	12:50:43.079
4	1:21.433	+2.956	12:52:04.512
5	1:21.575	+3.098	12:53:26.087
6	1:22.016	+3.539	12:54:48.103
7	1:23.595	+5.118	12:56:11.698
8	1:24.948	+6.471	12:57:36.646
9	1:21.762	+3.285	12:58:58.408
10	1:19.590	+1.113	13:00:17.998
11	1:20.414	+1.937	13:01:38.412
12	1:22.668	+4.191	13:03:01.080

(91) GUILHERME TARDELI

1	1:16.719	+1.328	12:47:31.427
2	1:15.614	+0.223	12:48:47.041
3	1:17.347	+1.956	12:50:04.388
4	1:15.391	-	12:51:19.779
5	2:27.597	+1:12.206	12:53:47.376
6	1:26.356	+10.965	12:55:13.732
7	1:20.509	+5.118	12:56:34.241
8	1:19.662	+4.271	12:57:53.903
9	1:19.623	+4.232	12:59:13.526
10	1:21.624	+6.233	13:00:35.150
11	1:19.237	+3.846	13:01:54.387
12	1:20.168	+4.777	13:03:14.555

(68) FRANCISCO ALONSO

1	1:23.886	+1.243	12:47:49.427
2	1:24.239	+1.596	12:49:13.666
3	1:23.749	+1.106	12:50:37.415
4	1:23.871	+1.228	12:52:01.286

Lap	Lap Tm	Diff	Time of Day
5	1:22.643	-	12:53:23.929
6	1:22.969	+0.326	12:54:46.898
7	1:32.415	+9.772	12:56:19.313
8	1:27.548	+4.905	12:57:46.861
9	1:24.948	+2.305	12:59:11.809
10	1:26.829	+4.186	13:00:38.638
11	1:27.191	+4.548	13:02:05.829
12	1:27.331	+4.688	13:03:33.160

(5) MATHEUS MIKULSKI

1	1:28.091	+3.843	12:47:58.781
2	1:26.742	+2.494	12:49:25.523
3	1:26.518	+2.270	12:50:52.041
4	1:24.248	-	12:52:16.289
5	1:25.214	+0.966	12:53:41.503
6	1:29.854	+5.606	12:55:11.357
7	1:27.343	+3.095	12:56:38.700
8	1:27.971	+3.723	12:58:06.671
9	1:27.193	+2.945	12:59:33.864
10	1:28.837	+4.589	13:01:02.701
11	1:27.897	+3.649	13:02:30.598
12	1:45.762	+21.514	13:04:16.360

(79) EDILSON BERTA

1	1:30.560	+5.150	12:48:02.690
2	1:30.981	+5.571	12:49:33.671
3	1:26.113	+0.703	12:50:59.784
4	1:25.410	-	12:52:25.194
5	1:29.640	+4.230	12:53:54.834
6	1:30.771	+5.361	12:55:25.605
7	1:27.633	+2.223	12:56:53.238
8	1:26.199	+0.789	12:58:19.437
9	1:27.183	+1.773	12:59:46.620
10	1:27.777	+2.367	13:01:14.397
11	1:30.716	+5.306	13:02:45.113

(213) PAULINHO LEMES

1	1:30.315	+5.472	12:48:01.494
2	1:30.756	+5.913	12:49:32.250
3	1:26.161	+1.318	12:50:58.411
4	1:24.843	-	12:52:23.254
5	1:30.497	+5.654	12:53:53.751
6	1:30.482	+5.639	12:55:24.233
7	1:31.124	+6.281	12:56:55.357
8	1:28.503	+3.660	12:58:23.860
9	1:26.641	+1.798	12:59:50.501
10	1:28.873	+4.030	13:01:19.374
11	1:29.492	+4.649	13:02:48.866

(96) PETTER WENDEL BISSOLE CREPALDI

1	1:30.199	+8.520	12:48:04.331
2	2:22.344	+1:00.665	12:50:26.675
3	1:25.145	+3.466	12:51:51.820
4	1:22.672	+0.993	12:53:14.492
5	1:22.445	+0.766	12:54:36.937
6	1:21.679	-	12:55:58.616
7	1:24.168	+2.489	12:57:22.784
8	1:22.897	+1.218	12:58:45.681
9	1:25.822	+4.143	13:00:11.503
10	1:23.950	+2.271	13:01:35.453
11	1:26.746	+5.067	13:03:02.199

(278) SERGIO HENRIQUE UNGARO

1	1:28.128	+4.242	12:48:01.093
2	1:25.176	+1.290	12:49:26.269
3	1:24.147	+0.261	12:50:50.416

CRONOMETRAGEM FPRM

Orbits 4

Jorge L. Teixeira Jr

www.amb-it.com

Leonardo Rosa

www.mylaps.com

ensend to: Federacao Paranaense de Motociclismo

Page 2/3

Printed: 6/5/2012 14:20:25



2ª Etapa Paranaense de Motocross

Intermediaria

New Track 0,000 Km

Prova

6/5/2012 12:30

Race (15:00 and 2 Laps)

Lap	Lap Tm	Diff	Time of Day
4	<u>1:23.886</u>	-	12:52:14.302
5	1:25.767	+1.881	12:53:40.069
6	1:27.770	+3.884	12:55:07.839
7	1:31.176	+7.290	12:56:39.015
8	1:34.729	+10.843	12:58:13.744
9	1:28.621	+4.735	12:59:42.365
10	1:48.864	+24.978	13:01:31.229
11	1:37.465	+13.579	13:03:08.694

Lap	Lap Tm	Diff	Time of Day
7	1:42.147	+12.864	12:57:51.511
8	1:44.841	+15.558	12:59:36.352

Lap	Lap Tm	Diff	Time of Day
-----	--------	------	-------------

(347) IGOR ALEXANDRE POSSAMAI FERREIRA

1	1:31.675	+6.370	12:48:05.238
2	1:30.924	+5.619	12:49:36.162
3	1:28.760	+3.455	12:51:04.922
4	1:33.288	+7.983	12:52:38.210
5	1:34.322	+9.017	12:54:12.532
6	1:33.741	+8.436	12:55:46.273
7	1:28.812	+3.507	12:57:15.085
8	1:27.714	+2.409	12:58:42.799
9	1:31.142	+5.837	13:00:13.941
10	1:33.425	+8.120	13:01:47.366
11	1:25.305	-	13:03:12.671

(308) JOão VITOR PIGOZZO

1	1:28.959	+3.252	12:48:03.874
2	1:30.338	+4.631	12:49:34.212
3	1:53.095	+27.388	12:51:27.307
4	1:31.022	+5.315	12:52:58.329
5	1:25.707	-	12:54:24.036
6	1:28.892	+3.185	12:55:52.928
7	1:28.450	+2.743	12:57:21.378
8	1:29.412	+3.705	12:58:50.790
9	1:28.762	+3.055	13:00:19.552
10	1:29.522	+3.815	13:01:49.074
11	1:29.434	+3.727	13:03:18.508

(221) PAULO JOSé BETTIN SINDEAUX

1	1:29.163	-	12:47:57.911
2	1:35.027	+5.864	12:49:32.938
3	1:31.205	+2.042	12:51:04.143
4	1:32.179	+3.016	12:52:36.322
5	1:32.521	+3.358	12:54:08.843
6	1:35.385	+6.222	12:55:44.228
7	1:40.563	+11.400	12:57:24.791
8	1:39.570	+10.407	12:59:04.361
9	1:39.052	+9.889	13:00:43.413
10	1:35.325	+6.162	13:02:18.738
11	1:33.644	+4.481	13:03:52.382

(37) LUIZ FELIPE BULGACOV E SILVA

1	1:17.488	+2.123	12:47:35.437
2	1:15.365	-	12:48:50.802
3	1:16.271	+0.906	12:50:07.073
4	1:18.093	+2.728	12:51:25.166
5	1:17.109	+1.744	12:52:42.275
6	1:17.177	+1.812	12:53:59.452
7	1:18.066	+2.701	12:55:17.518
8	1:17.524	+2.159	12:56:35.042
9	1:26.329	+10.964	12:58:01.371

(31) LUIZ FERNANDO AMARAL FILHO

1	1:31.497	+2.214	12:48:06.906
2	1:33.009	+3.726	12:49:39.915
3	1:29.283	-	12:51:09.198
4	1:48.516	+19.233	12:52:57.714
5	1:38.203	+8.920	12:54:35.917
6	1:33.447	+4.164	12:56:09.364

CRONOMETRAGEM FPrM

Orbits 4


Jorge L. Teixeira Jr

www.amb-it.com

Leonardo Rosa

www.mylaps.com

ponsored to: Federacao Paranaense de Motociclismo



2ª Etapa Paranaense de Motocross

MX1

New Track 0,000 Km

Prova

6/5/2012 16:30

Race (25:00 and 2 Laps)

Lap	Lap Tm	Diff	Time of Day
(317) CARLOS EDUARDO M. FRANCO			
1	1:10.238	+0.748	17:08:43.701
2	1:10.950	+1.460	17:09:54.651
3	1:10.385	+0.895	17:11:05.036
4	1:11.278	+1.788	17:12:16.314
5	1:10.584	+1.094	17:13:26.898
6	1:10.508	+1.018	17:14:37.406
7	1:10.481	+0.991	17:15:47.887
8	1:10.678	+1.188	17:16:58.565
9	1:10.231	+0.741	17:18:08.796
10	1:09.780	+0.290	17:19:18.576
11	1:10.272	+0.782	17:20:28.848
12	1:09.599	+0.109	17:21:38.447
13	1:09.490	-	17:22:47.937
14	1:09.654	+0.164	17:23:57.591
15	1:10.488	+0.998	17:25:08.079
16	1:10.872	+1.382	17:26:18.951
17	1:12.685	+3.195	17:27:31.636
18	1:11.240	+1.750	17:28:42.876
19	1:13.299	+3.809	17:29:56.175
20	1:11.049	+1.559	17:31:07.224
21	1:11.527	+2.037	17:32:18.751
22	1:14.675	+5.185	17:33:33.426

Lap	Lap Tm	Diff	Time of Day
(382) FELIPE MENEGAZZO			
1	1:13.523	+3.129	17:08:52.943
2	1:11.739	+1.345	17:10:04.682
3	1:11.314	+0.920	17:11:15.996
4	1:11.692	+1.298	17:12:27.688
5	1:10.394	-	17:13:38.082
6	1:11.069	+0.675	17:14:49.151
7	1:11.158	+0.764	17:16:00.309
8	1:11.387	+0.993	17:17:11.696
9	1:10.494	+0.100	17:18:22.190
10	1:10.764	+0.370	17:19:32.954
11	1:11.036	+0.642	17:20:43.990
12	1:11.111	+0.717	17:21:55.101
13	1:12.169	+1.775	17:23:07.270
14	1:11.410	+1.016	17:24:18.680
15	1:11.715	+1.321	17:25:30.395
16	1:11.835	+1.441	17:26:42.230
17	1:11.789	+1.395	17:27:54.019
18	1:11.689	+1.295	17:29:05.708
19	1:12.595	+2.201	17:30:18.303
20	1:12.109	+1.715	17:31:30.412
21	1:13.038	+2.644	17:32:43.450
22	1:13.943	+3.549	17:33:57.393

Lap	Lap Tm	Diff	Time of Day
(214) LUCAS MARTINI			
1	1:12.143	+0.823	17:08:49.567
2	1:11.320	-	17:10:00.887
3	1:12.542	+1.222	17:11:13.429
4	1:11.918	+0.598	17:12:25.347
5	1:11.896	+0.576	17:13:37.243
6	1:11.628	+0.308	17:14:48.871
7	1:11.421	+0.101	17:16:00.292
8	1:12.575	+1.255	17:17:12.867
9	1:12.051	+0.731	17:18:24.918
10	1:11.502	+0.182	17:19:36.420
11	1:12.413	+1.093	17:20:48.833
12	1:12.405	+1.085	17:22:01.238
13	1:12.267	+0.947	17:23:13.505
14	1:12.323	+1.003	17:24:25.828
15	1:12.097	+0.777	17:25:37.925
16	1:12.581	+1.261	17:26:50.506

Lap	Lap Tm	Diff	Time of Day
17	1:12.316	+0.996	17:28:02.822
18	1:12.371	+1.051	17:29:15.193
19	1:12.630	+1.310	17:30:27.823
20	1:12.838	+1.518	17:31:40.661
21	1:12.043	+0.723	17:32:52.704
22	1:12.756	+1.436	17:34:05.460

Lap	Lap Tm	Diff	Time of Day
(22) LEONARDO CRISTIAN SIMON			
1	1:13.217	+3.231	17:09:00.399
2	1:14.205	+4.219	17:10:14.604
3	1:11.997	+2.011	17:11:26.601
4	1:13.544	+3.558	17:12:40.145
5	1:11.919	+1.933	17:13:52.064
6	1:13.198	+3.212	17:15:05.262
7	1:10.448	+0.462	17:16:15.710
8	1:12.524	+2.538	17:17:28.234
9	1:11.176	+1.190	17:18:39.410
10	1:12.309	+2.323	17:19:51.719
11	1:11.167	+1.181	17:21:02.886
12	1:10.592	+0.606	17:22:13.478
13	1:11.656	+1.670	17:23:25.134
14	1:11.100	+1.114	17:24:36.234
15	1:10.884	+0.898	17:25:47.118
16	1:12.865	+2.879	17:26:59.983
17	1:12.849	+2.863	17:28:12.832
18	1:11.712	+1.726	17:29:24.544
19	1:10.679	+0.693	17:30:35.223
20	1:11.636	+1.650	17:31:46.859
21	1:09.986	-	17:32:56.845
22	1:10.416	+0.430	17:34:07.261

Lap	Lap Tm	Diff	Time of Day
(700) RODRIGO TABORDA			
1	1:13.773	+2.753	17:08:55.309
2	1:13.379	+2.359	17:10:08.688
3	1:13.128	+2.108	17:11:21.816
4	1:11.921	+0.901	17:12:33.737
5	1:11.856	+0.836	17:13:45.593
6	1:12.423	+1.403	17:14:58.016
7	1:12.452	+1.432	17:16:10.468
8	1:11.020	-	17:17:21.488
9	1:12.213	+1.193	17:18:33.701
10	1:12.057	+1.037	17:19:45.758
11	1:12.908	+1.888	17:20:58.666
12	1:12.322	+1.302	17:22:10.988
13	1:12.749	+1.729	17:23:23.737
14	1:11.205	+0.185	17:24:34.942
15	1:11.313	+0.293	17:25:46.255
16	1:13.350	+2.330	17:26:59.605
17	1:12.576	+1.556	17:28:12.181
18	1:11.957	+0.937	17:29:24.138
19	1:12.919	+1.899	17:30:37.057
20	1:13.675	+2.655	17:31:50.732
21	1:12.731	+1.711	17:33:03.463
22	1:13.803	+2.783	17:34:17.266

Lap	Lap Tm	Diff	Time of Day
(127) ISMAEL ROJAS			
1	1:14.587	+3.249	17:08:56.487
2	1:13.282	+1.944	17:10:09.769
3	1:12.774	+1.436	17:11:22.543
4	1:12.802	+1.464	17:12:35.345
5	1:11.735	+0.397	17:13:47.080
6	1:11.706	+0.368	17:14:58.786
7	1:12.727	+1.389	17:16:11.513
8	1:11.338	-	17:17:22.851
9	1:11.958	+0.620	17:18:34.809
10	1:11.606	+0.268	17:19:46.415

Lap	Lap Tm	Diff	Time of Day
11	1:13.067	+1.729	17:20:59.482
12	1:12.321	+0.983	17:22:11.803
13	1:13.700	+2.362	17:23:25.503
14	1:12.495	+1.157	17:24:37.998
15	1:12.469	+1.131	17:25:50.467
16	1:12.649	+1.311	17:27:03.116
17	1:12.563	+1.225	17:28:15.679
18	1:12.143	+0.805	17:29:27.822
19	1:12.021	+0.683	17:30:39.843
20	1:12.886	+1.548	17:31:52.729
21	1:13.451	+2.113	17:33:06.180
22	1:13.509	+2.171	17:34:19.689

Lap	Lap Tm	Diff	Time of Day
(679) EWERTON P. O. BUENO			
1	1:13.421	+1.951	17:08:52.393
2	1:11.560	+0.090	17:10:03.953
3	1:14.465	+2.995	17:11:18.418
4	1:12.128	+0.658	17:12:30.546
5	1:12.154	+0.684	17:13:42.700
6	1:12.408	+0.938	17:14:55.108
7	1:11.966	+0.496	17:16:07.074
8	1:11.470	-	17:17:18.544
9	1:12.024	+0.554	17:18:30.568
10	1:12.629	+1.159	17:19:43.197
11	1:13.536	+2.066	17:20:56.733
12	1:13.887	+2.417	17:22:10.620
13	1:16.324	+4.854	17:23:26.944
14	1:16.659	+5.189	17:24:43.603
15	1:15.775	+4.305	17:25:59.378
16	1:17.637	+6.167	17:27:17.015
17	1:14.838	+3.368	17:28:31.853
18	1:14.646	+3.176	17:29:46.499
19	1:15.206	+3.736	17:31:01.705
20	1:13.656	+2.186	17:32:15.361
21	1:15.735	+4.265	17:33:31.096
22	1:24.353	+12.883	17:34:55.449

Lap	Lap Tm	Diff	Time of Day
(21) WILLIAN GUIMARAES			
1	1:17.018	+4.728	17:09:03.218
2	1:14.247	+1.957	17:10:17.465
3	1:13.606	+1.316	17:11:31.071
4	1:13.310	+1.020	17:12:44.381
5	1:14.395	+2.105	17:13:58.776
6	1:13.091	+0.801	17:15:11.867
7	1:13.149	+0.859	17:16:25.016
8	1:14.112	+1.822	17:17:39.128
9	1:13.886	+1.596	17:18:53.014
10	1:14.013	+1.723	17:20:07.027
11	1:12.975	+0.685	17:21:20.002
12	1:13.040	+0.750	17:22:33.042
13	1:13.653	+1.363	17:23:46.695
14	1:15.453	+3.163	17:25:02.148
15	1:13.918	+1.628	17:26:16.066
16	1:12.290	-	17:27:28.356
17	1:13.166	+0.876	17:28:41.522
18	1:15.675	+3.385	17:29:57.197
19	1:13.172	+0.882	17:31:10.369
20	1:13.362	+1.072	17:32:23.731
21	1:12.852	+0.562	17:33:36.583

Lap	Lap Tm	Diff	Time of Day
(15) MAURICIO RODRIGO CHOPIAN BARANHUK			
1	1:14.881	+1.731	17:08:58.969
2	1:13.693	+0.543	17:10:12.662
3	1:13.776	+0.626	17:11:26.438
4	1:13.150	-	17:12:39.588
5	1:14.380	+1.230	17:13:53.968


CRONOMETRAGEM FPRM

Orbits 4

Jorge L. Teixeira Jr
Leonardo Rosa

www.amb-it.com
www.mylaps.com

ensed to: Federacao Paranaense de Motociclismo



2ª Etapa Paranaense de Motocross

MX1

New Track 0,000 Km

Prova

6/5/2012 16:30

Race (25:00 and 2 Laps)

Lap	Lap Tm	Diff	Time of Day
6	1:14.187	+1.037	17:15:08.155
7	1:13.935	+0.785	17:16:22.090
8	1:13.717	+0.567	17:17:35.807
9	1:13.172	+0.022	17:18:48.979
10	1:13.692	+0.542	17:20:02.671
11	1:13.633	+0.483	17:21:16.304
12	1:13.919	+0.769	17:22:30.223
13	1:13.680	+0.530	17:23:43.903
14	1:14.996	+1.846	17:24:58.899
15	1:14.264	+1.114	17:26:13.163
16	1:14.006	+0.856	17:27:27.169
17	1:14.051	+0.901	17:28:41.220
18	1:15.151	+2.001	17:29:56.371
19	1:13.823	+0.673	17:31:10.194
20	1:13.570	+0.420	17:32:23.764
21	1:15.213	+2.063	17:33:38.977

(183) ALEXANDRE MOCELIN

1	1:14.436	+1.460	17:08:54.955
2	1:12.976	-	17:10:07.931
3	1:13.527	+0.551	17:11:21.458
4	1:14.560	+1.584	17:12:36.018
5	1:14.541	+1.565	17:13:50.559
6	1:15.376	+2.400	17:15:05.935
7	1:15.459	+2.483	17:16:21.394
8	1:16.647	+3.671	17:17:38.041
9	1:15.744	+2.768	17:18:53.785
10	1:14.833	+1.857	17:20:08.618
11	1:14.700	+1.724	17:21:23.318
12	1:14.846	+1.870	17:22:38.164
13	1:14.298	+1.322	17:23:52.462
14	1:14.784	+1.808	17:25:07.246
15	1:16.610	+3.634	17:26:23.856
16	1:14.013	+1.037	17:27:37.869
17	1:14.165	+1.189	17:28:52.034
18	1:13.539	+0.563	17:30:05.573
19	1:13.032	+0.056	17:31:18.605
20	1:13.802	+0.826	17:32:32.407
21	1:13.751	+0.775	17:33:46.158

(1) CARLITOS VAZQUEZ

1	1:12.191	+0.608	17:08:50.510
2	1:11.583	-	17:10:02.093
3	1:12.933	+1.350	17:11:15.026
4	1:12.345	+0.762	17:12:27.371
5	1:14.034	+2.451	17:13:41.405
6	1:15.948	+4.365	17:14:57.353
7	1:17.822	+6.239	17:16:15.175
8	1:15.384	+3.801	17:17:30.559
9	1:15.849	+4.266	17:18:46.408
10	1:15.189	+3.606	17:20:01.597
11	1:14.257	+2.674	17:21:15.854
12	1:13.951	+2.368	17:22:29.805
13	1:16.525	+4.942	17:23:46.330
14	1:16.042	+4.459	17:25:02.372
15	1:15.749	+4.166	17:26:18.121
16	1:16.555	+4.972	17:27:34.676
17	1:15.865	+4.282	17:28:50.541
18	1:15.211	+3.628	17:30:05.752
19	1:14.293	+2.710	17:31:20.045
20	1:13.567	+1.984	17:32:33.612
21	1:13.279	+1.696	17:33:46.891

(307) JEISON SCHEIDT

1	1:15.459	+1.885	17:09:00.142
2	1:14.591	+1.017	17:10:14.733

Lap	Lap Tm	Diff	Time of Day
3	1:14.712	+1.138	17:11:29.445
4	1:14.185	+0.611	17:12:43.630
5	1:15.940	+2.366	17:13:59.570
6	1:14.530	+0.956	17:15:14.100
7	1:13.915	+0.341	17:16:28.015
8	1:13.901	+0.327	17:17:41.916
9	1:13.574	-	17:18:55.490
10	1:14.171	+0.597	17:20:09.661
11	1:14.126	+0.552	17:21:23.787
12	1:15.602	+2.028	17:22:39.389
13	1:14.238	+0.664	17:23:53.627
14	1:14.174	+0.600	17:25:07.801
15	1:16.543	+2.969	17:26:24.344
16	1:13.965	+0.391	17:27:38.309
17	1:15.259	+1.685	17:28:53.568
18	1:13.862	+0.288	17:30:07.430
19	1:14.509	+0.935	17:31:21.939
20	1:15.192	+1.618	17:32:37.131
21	1:16.132	+2.558	17:33:53.263

(731) VAGNER LACHI

1	1:19.106	+4.577	17:09:08.231
2	1:17.402	+2.873	17:10:25.633
3	1:16.806	+2.277	17:11:42.439
4	1:14.685	+0.156	17:12:57.124
5	1:14.817	+0.288	17:14:11.941
6	1:15.019	+0.490	17:15:26.960
7	1:14.817	+0.288	17:16:41.777
8	1:15.919	+1.390	17:17:57.696
9	1:14.998	+0.469	17:19:12.694
10	1:14.529	-	17:20:27.223
11	1:16.149	+1.620	17:21:43.372
12	1:15.846	+1.317	17:22:59.218
13	1:15.689	+1.160	17:24:14.907
14	1:15.753	+1.224	17:25:30.660
15	1:15.486	+0.957	17:26:46.146
16	1:15.442	+0.913	17:28:01.588
17	1:16.693	+2.164	17:29:18.281
18	1:16.250	+1.721	17:30:34.531
19	1:15.888	+1.359	17:31:50.419
20	1:15.626	+1.097	17:33:06.045
21	1:16.379	+1.850	17:34:22.424

(994) PAULO HENRIQUE DA SILVA

1	1:19.464	+5.908	17:09:11.065
2	1:17.157	+3.601	17:10:28.222
3	1:16.972	+3.416	17:11:45.194
4	1:17.494	+3.938	17:13:02.688
5	1:13.790	+0.234	17:14:16.478
6	1:14.313	+0.757	17:15:30.791
7	1:13.556	-	17:16:44.347
8	1:14.327	+0.771	17:17:58.674
9	1:14.486	+0.930	17:19:13.160
10	1:15.592	+2.036	17:20:28.752
11	1:15.970	+2.414	17:21:44.722
12	1:15.887	+2.331	17:23:00.609
13	1:15.418	+1.862	17:24:16.027
14	1:17.545	+3.989	17:25:33.572
15	1:15.753	+2.197	17:26:49.325
16	1:16.541	+2.985	17:28:05.866
17	1:15.009	+1.453	17:29:20.875
18	1:15.982	+2.426	17:30:36.857
19	1:18.534	+4.978	17:31:55.391
20	1:14.768	+1.212	17:33:10.159
21	1:15.716	+2.160	17:34:25.875

Lap	Lap Tm	Diff	Time of Day
(64) FABIO SUKEKAVA			
1	1:19.485	+2.575	17:09:09.976
2	1:18.025	+1.115	17:10:28.001
3	1:19.330	+2.420	17:11:47.331
4	1:18.272	+1.362	17:13:05.603
5	1:17.537	+0.627	17:14:23.140
6	1:17.927	+1.017	17:15:41.067
7	1:17.538	+0.628	17:16:58.605
8	1:16.997	+0.087	17:18:15.602
9	1:18.357	+1.447	17:19:33.959
10	1:18.184	+1.274	17:20:52.143
11	1:16.933	+0.023	17:22:09.076
12	1:20.446	+3.536	17:23:29.522
13	1:16.910	-	17:24:46.432
14	1:17.462	+0.552	17:26:03.894
15	1:17.443	+0.533	17:27:21.337
16	1:17.445	+0.535	17:28:38.782
17	1:19.434	+2.524	17:29:58.216
18	1:17.289	+0.379	17:31:15.505
19	1:17.909	+0.999	17:32:33.414
20	1:18.758	+1.848	17:33:52.172

(702) THELL ADUR

1	1:19.234	+4.089	17:09:07.617
2	1:18.810	+3.665	17:10:26.427
3	1:17.588	+2.443	17:11:44.015
4	1:40.300	+25.155	17:13:24.315
5	1:18.268	+3.123	17:14:42.583
6	1:16.959	+1.814	17:15:59.542
7	1:18.348	+3.203	17:17:17.890
8	1:18.441	+3.296	17:18:36.331
9	1:16.809	+1.664	17:19:53.140
10	1:16.363	+1.218	17:21:09.503
11	1:16.857	+1.712	17:22:26.360
12	1:16.835	+1.690	17:23:43.195
13	1:17.517	+2.372	17:25:00.712
14	1:16.555	+1.410	17:26:17.267
15	1:16.641	+1.496	17:27:33.908
16	1:19.450	+4.305	17:28:53.358
17	1:16.513	+1.368	17:30:09.871
18	1:15.145	-	17:31:25.016
19	1:15.493	+0.348	17:32:40.509
20	1:16.095	+0.950	17:33:56.604

(101) CLAUDINEI AVILA

1	1:19.872	+2.111	17:09:11.113
2	1:18.861	+1.100	17:10:29.974
3	1:19.128	+1.367	17:11:49.102
4	1:18.910	+1.149	17:13:08.012
5	1:17.761	-	17:14:25.773
6	1:17.792	+0.031	17:15:43.565
7	1:19.998	+2.237	17:17:03.563
8	1:18.889	+1.128	17:18:22.452
9	1:19.817	+2.056	17:19:42.269
10	1:21.812	+4.051	17:21:04.081
11	1:19.054	+1.293	17:22:23.135
12	1:19.341	+1.580	17:23:42.476
13	1:22.652	+4.891	17:25:05.128
14	1:19.064	+1.303	17:26:24.192
15	1:18.392	+0.631	17:27:42.584
16	1:18.681	+0.920	17:29:01.265
17	1:21.042	+3.281	17:30:22.307
18	1:19.813	+2.052	17:31:42.120
19	1:18.771	+1.010	17:33:00.891
20	1:21.062	+3.301	17:34:21.953

CRONOMETRAGEM FPRM

Orbits 4


Jorge L. Teixeira Jr

www.amb-it.com

Leonardo Rosa

www.mylaps.com

ensed to: Federacao Paranaense de Motociclismo



2ª Etapa Paranaense de Motocross

MX2

Prova

Race (20:00 and 2 Laps)

New Track 0,000 Km

6/5/2012 15:00

Lap	Lap Tm	Diff	Time of Day
(317) CARLOS EDUARDO M. FRANCO			
1	1:12.099	+2.720	15:13:17.811
2	1:10.138	+0.759	15:14:27.949
3	1:10.083	+0.704	15:15:38.032
4	1:09.379	-	15:16:47.411
5	1:10.021	+0.642	15:17:57.432
6	1:10.788	+1.409	15:19:08.220
7	1:10.547	+1.168	15:20:18.767
8	1:10.909	+1.530	15:21:29.676
9	1:11.132	+1.753	15:22:40.808
10	1:10.536	+1.157	15:23:51.344
11	1:13.824	+4.445	15:25:05.168
12	1:10.937	+1.558	15:26:16.105
13	1:11.267	+1.888	15:27:27.372
14	1:11.128	+1.749	15:28:38.500
15	1:11.045	+1.666	15:29:49.545
16	1:11.001	+1.622	15:31:00.546
17	1:13.665	+4.286	15:32:14.211
18	1:15.108	+5.729	15:33:29.319

Lap	Lap Tm	Diff	Time of Day
(22) LEONARDO CRISTIAN SIMON			
1	1:16.528	+6.178	15:13:23.446
2	1:13.992	+3.642	15:14:37.438
3	1:11.050	+0.700	15:15:48.488
4	1:10.650	+0.300	15:16:59.138
5	1:10.350	-	15:18:09.488
6	1:10.763	+0.413	15:19:20.251
7	1:11.796	+1.446	15:20:32.047
8	1:11.510	+1.160	15:21:43.557
9	1:13.447	+3.097	15:22:57.004
10	1:12.648	+2.298	15:24:09.652
11	1:11.881	+1.531	15:25:21.533
12	1:10.564	+0.214	15:26:32.097
13	1:10.743	+0.393	15:27:42.840
14	1:12.391	+2.041	15:28:55.231
15	1:12.071	+1.721	15:30:07.302
16	1:11.945	+1.595	15:31:19.247
17	1:22.455	+12.105	15:32:41.702
18	1:14.151	+3.801	15:33:55.853

Lap	Lap Tm	Diff	Time of Day
(214) LUCAS MARTINI			
1	1:14.917	+3.364	15:13:20.312
2	1:12.106	+0.553	15:14:32.418
3	1:11.716	+0.163	15:15:44.134
4	1:11.553	-	15:16:55.687
5	1:11.846	+0.293	15:18:07.533
6	1:12.332	+0.779	15:19:19.865
7	1:11.668	+0.115	15:20:31.533
8	1:11.820	+0.267	15:21:43.353
9	1:13.175	+1.622	15:22:56.528
10	1:12.880	+1.327	15:24:09.408
11	1:14.135	+2.582	15:25:23.543
12	1:12.897	+1.344	15:26:36.440
13	1:12.539	+0.986	15:27:48.979
14	1:12.974	+1.421	15:29:01.953
15	1:12.989	+1.436	15:30:14.942
16	1:13.598	+2.045	15:31:28.540
17	1:13.792	+2.239	15:32:42.332
18	1:16.414	+4.861	15:33:58.746

Lap	Lap Tm	Diff	Time of Day
(127) ISMAEL ROJAS			
1	1:18.371	+6.014	15:13:35.677
2	1:14.855	+2.498	15:14:50.532
3	1:12.357	-	15:16:02.889
4	1:13.835	+1.478	15:17:16.724

Lap	Lap Tm	Diff	Time of Day
5	1:14.664	+2.307	15:18:31.388
6	1:13.101	+0.744	15:19:44.489
7	1:14.116	+1.759	15:20:58.605
8	1:14.257	+1.900	15:22:12.862
9	1:14.202	+1.845	15:23:27.064
10	1:13.364	+1.007	15:24:40.428
11	1:13.561	+1.204	15:25:53.989
12	1:12.487	+0.130	15:27:06.476
13	1:12.414	+0.057	15:28:18.890
14	1:13.865	+1.508	15:29:32.755
15	1:12.425	+0.068	15:30:45.180
16	1:12.820	+0.463	15:31:58.000
17	1:13.199	+0.842	15:33:11.199
18	1:13.451	+1.094	15:34:24.650

Lap	Lap Tm	Diff	Time of Day
(700) RODRIGO TABORDA			
1	1:14.710	+3.000	15:13:40.155
2	1:17.791	+6.081	15:14:57.946
3	1:15.453	+3.743	15:16:13.399
4	1:13.568	+1.858	15:17:26.967
5	1:12.981	+1.271	15:18:39.948
6	1:13.172	+1.462	15:19:53.120
7	1:13.134	+1.424	15:21:06.254
8	1:13.446	+1.736	15:22:19.700
9	1:13.004	+1.294	15:23:32.704
10	1:13.350	+1.640	15:24:46.054
11	1:12.199	+0.489	15:25:58.253
12	1:14.218	+2.508	15:27:12.471
13	1:12.517	+0.807	15:28:24.988
14	1:12.628	+0.918	15:29:37.616
15	1:12.146	+0.436	15:30:49.762
16	1:11.874	+0.164	15:32:01.636
17	1:12.151	+0.441	15:33:13.787
18	1:11.710	-	15:34:25.497

Lap	Lap Tm	Diff	Time of Day
(382) FELIPE MENEGAZZO			
1	1:14.051	+2.314	15:13:42.788
2	1:14.801	+3.064	15:14:57.589
3	1:17.069	+5.332	15:16:14.658
4	1:14.850	+3.113	15:17:29.508
5	1:17.467	+5.730	15:18:46.975
6	1:13.549	+1.812	15:20:00.524
7	1:14.254	+2.517	15:21:14.778
8	1:14.018	+2.281	15:22:28.796
9	1:12.809	+1.072	15:23:41.605
10	1:12.013	+0.276	15:24:53.618
11	1:14.342	+2.605	15:26:07.960
12	1:12.341	+0.604	15:27:20.301
13	1:11.737	-	15:28:32.038
14	1:12.622	+0.885	15:29:44.660
15	1:15.107	+3.370	15:30:59.767
16	1:13.047	+1.310	15:32:12.814
17	1:12.257	+0.520	15:33:25.071
18	1:13.642	+1.905	15:34:38.713

Lap	Lap Tm	Diff	Time of Day
(15) MAURICIO RODRIGO CHOPIAN BARANHUK			
1	1:15.562	+1.426	15:13:26.795
2	1:14.653	+0.517	15:14:41.448
3	1:15.527	+1.391	15:15:56.975
4	1:15.287	+1.151	15:17:12.262
5	1:15.055	+0.919	15:18:27.317
6	1:15.175	+1.039	15:19:42.492
7	1:14.424	+0.288	15:20:56.916
8	1:14.136	-	15:22:11.052
9	1:15.705	+1.569	15:23:26.757
10	1:16.356	+2.220	15:24:43.113

Lap	Lap Tm	Diff	Time of Day
11	1:15.042	+0.906	15:25:58.155
12	1:14.257	+0.121	15:27:12.412
13	1:17.358	+3.222	15:28:29.770
14	1:14.697	+0.561	15:29:44.467
15	1:14.793	+0.657	15:30:59.260
16	1:16.079	+1.943	15:32:15.339
17	1:15.031	+0.895	15:33:30.370

Lap	Lap Tm	Diff	Time of Day
(124) MARCOS PAULO HOLTMAN			
1	1:16.473	+2.372	15:13:28.930
2	1:15.297	+1.196	15:14:44.227
3	1:14.101	-	15:15:58.328
4	1:15.060	+0.959	15:17:13.388
5	1:15.037	+0.936	15:18:28.425
6	1:14.870	+0.769	15:19:43.295
7	1:14.767	+0.666	15:20:58.062
8	1:14.596	+0.495	15:22:12.658
9	1:15.114	+1.013	15:23:27.772
10	1:14.335	+0.234	15:24:42.107
11	1:14.810	+0.709	15:25:56.917
12	1:15.217	+1.116	15:27:12.134
13	1:16.446	+2.345	15:28:28.580
14	1:15.491	+1.390	15:29:44.071
15	1:15.905	+1.804	15:30:59.976
16	1:17.353	+3.252	15:32:17.329
17	1:18.270	+4.169	15:33:35.599

Lap	Lap Tm	Diff	Time of Day
(994) PAULO HENRIQUE DA SILVA			
1	1:18.208	+4.437	15:13:33.276
2	1:14.063	+0.292	15:14:47.339
3	1:13.771	-	15:16:01.110
4	1:15.319	+1.548	15:17:16.429
5	1:14.789	+1.018	15:18:31.218
6	1:16.369	+2.598	15:19:47.587
7	1:16.220	+2.449	15:21:03.807
8	1:18.059	+4.288	15:22:21.866
9	1:15.561	+1.790	15:23:37.427
10	1:15.208	+1.437	15:24:52.635
11	1:16.352	+2.581	15:26:08.987
12	1:14.930	+1.159	15:27:23.917
13	1:15.555	+1.784	15:28:39.472
14	1:15.857	+2.086	15:29:55.329
15	1:15.980	+2.209	15:31:11.309
16	1:15.978	+2.207	15:32:27.287
17	1:15.579	+1.808	15:33:42.866

Lap	Lap Tm	Diff	Time of Day
(101) ROBERT VAZQUEZ			
1	1:15.394	+0.466	15:13:29.340
2	1:15.433	+0.505	15:14:44.773
3	1:15.437	+0.509	15:16:00.210
4	1:14.928	-	15:17:15.138
5	1:15.311	+0.383	15:18:30.449
6	1:15.871	+0.943	15:19:46.320
7	1:16.405	+1.477	15:21:02.725
8	1:15.724	+0.796	15:22:18.449
9	1:17.235	+2.307	15:23:35.684
10	1:16.142	+1.214	15:24:51.826
11	1:16.213	+1.285	15:26:08.039
12	1:18.410	+3.482	15:27:26.449
13	1:17.639	+2.711	15:28:44.088
14	1:17.482	+2.554	15:30:01.570
15	1:16.925	+1.997	15:31:18.495
16	1:17.806	+2.878	15:32:36.301
17	1:17.466	+2.538	15:33:53.767

Lap	Lap Tm	Diff	Time of Day
(740) DIEGO TAVARES			

CRONOMETRAGEM FPRM

Orbits 4

Jorge L. Teixeira Jr
Leonardo Rosa

www.amb-it.com
www.mylaps.com

ensed to: Federacao Paranaense de Motociclismo



2ª Etapa Paranaense de Motocross

MX2

New Track 0,000 Km

Prova

6/5/2012 15:00

Race (20:00 and 2 Laps)

Lap	Lap Tm	Diff	Time of Day
1	1:18.884	+4.134	15:13:34.385
2	1:20.305	+5.555	15:14:54.690
3	1:15.851	+1.101	15:16:10.541
4	1:15.435	+0.685	15:17:25.976
5	1:16.898	+2.148	15:18:42.874
6	1:15.998	+1.248	15:19:58.872
7	1:17.532	+2.782	15:21:16.404
8	1:16.381	+1.631	15:22:32.785
9	1:16.702	+1.952	15:23:49.487
10	1:17.159	+2.409	15:25:06.646
11	1:15.243	+0.493	15:26:21.889
12	1:15.218	+0.468	15:27:37.107
13	1:14.750	-	15:28:51.857
14	1:15.080	+0.330	15:30:06.937
15	1:16.862	+2.112	15:31:23.799
16	1:16.373	+1.623	15:32:40.172
17	1:14.943	+0.193	15:33:55.115

(55) CRISTIAN SCHERER

1	1:19.418	+4.682	15:13:33.624
2	1:23.230	+8.494	15:14:56.854
3	1:16.376	+1.640	15:16:13.230
4	1:15.935	+1.199	15:17:29.165
5	1:15.776	+1.040	15:18:44.941
6	1:15.713	+0.977	15:20:00.654
7	1:17.274	+2.538	15:21:17.928
8	1:16.289	+1.553	15:22:34.217
9	1:16.522	+1.786	15:23:50.739
10	1:16.916	+2.180	15:25:07.655
11	1:15.629	+0.893	15:26:23.284
12	1:15.512	+0.776	15:27:38.796
13	1:15.414	+0.678	15:28:54.210
14	1:15.359	+0.623	15:30:09.569
15	1:14.736	-	15:31:24.305
16	1:16.329	+1.593	15:32:40.634
17	1:14.946	+0.210	15:33:55.580

(21) CESAR ANTONIO ROTELA

1	1:19.376	+4.854	15:13:37.453
2	1:18.490	+3.968	15:14:55.943
3	1:16.313	+1.791	15:16:12.256
4	1:15.811	+1.289	15:17:28.067
5	1:16.546	+2.024	15:18:44.613
6	1:15.670	+1.148	15:20:00.283
7	1:16.816	+2.294	15:21:17.099
8	1:16.571	+2.049	15:22:33.670
9	1:16.604	+2.082	15:23:50.274
10	1:18.487	+3.965	15:25:08.761
11	1:16.056	+1.534	15:26:24.817
12	1:15.522	+1.000	15:27:40.339
13	1:14.887	+0.365	15:28:55.226
14	1:16.494	+1.972	15:30:11.720
15	1:15.486	+0.964	15:31:27.206
16	1:14.522	-	15:32:41.728
17	1:15.876	+1.354	15:33:57.604

(838) NORTHON CARVALHO

1	1:16.943	+3.883	15:14:10.351
2	1:15.543	+2.483	15:15:25.894
3	1:14.481	+1.421	15:16:40.375
4	1:14.065	+1.005	15:17:54.440
5	1:16.669	+3.609	15:19:11.109
6	1:14.029	+0.969	15:20:25.138
7	1:14.472	+1.412	15:21:39.610
8	1:15.765	+2.705	15:22:55.375
9	1:13.060	-	15:24:08.435

Lap	Lap Tm	Diff	Time of Day
10	1:14.027	+0.967	15:25:22.462
11	1:13.613	+0.553	15:26:36.075
12	1:14.629	+1.569	15:27:50.704
13	1:13.757	+0.697	15:29:04.461
14	1:13.946	+0.886	15:30:18.407
15	1:14.482	+1.422	15:31:32.889
16	1:13.377	+0.317	15:32:46.266
17	1:13.250	+0.190	15:33:59.516

(307) JEISON SCHEIDT

1	1:20.717	+5.307	15:13:36.679
2	1:16.660	+1.250	15:14:53.339
3	1:15.614	+0.204	15:16:08.953
4	1:16.206	+0.796	15:17:25.159
5	1:16.500	+1.090	15:18:41.659
6	1:16.930	+1.520	15:19:58.589
7	1:16.218	+0.808	15:21:14.807
8	1:17.678	+2.268	15:22:32.485
9	1:16.554	+1.144	15:23:49.039
10	1:17.419	+2.009	15:25:06.458
11	1:16.292	+0.882	15:26:22.750
12	1:15.606	+0.196	15:27:38.356
13	1:15.410	-	15:28:53.766
14	1:16.987	+1.577	15:30:10.753
15	1:23.504	+8.094	15:31:34.257
16	1:17.139	+1.729	15:32:51.396
17	1:18.227	+2.817	15:34:09.623

(516) MARCELO COSTA DESSUNTI

1	1:24.621	+8.597	15:13:40.871
2	1:19.870	+3.846	15:15:00.741
3	1:16.982	+0.958	15:16:17.723
4	1:16.808	+0.784	15:17:34.531
5	1:16.913	+0.889	15:18:51.444
6	1:17.121	+1.097	15:20:08.565
7	1:16.506	+0.482	15:21:25.071
8	1:18.196	+2.172	15:22:43.267
9	1:16.024	-	15:23:59.291
10	1:16.167	+0.143	15:25:15.458
11	1:18.847	+2.823	15:26:34.305
12	1:19.189	+3.165	15:27:53.494
13	1:17.904	+1.880	15:29:11.398
14	1:16.818	+0.794	15:30:28.216
15	1:17.919	+1.895	15:31:46.135
16	1:18.397	+2.373	15:33:04.532
17	1:17.602	+1.578	15:34:22.134

(68) STEFANO CAPUTTI

1	1:35.834	+19.493	15:13:50.406
2	1:16.367	+0.026	15:15:06.773
3	1:16.715	+0.374	15:16:23.488
4	1:16.634	+0.293	15:17:40.122
5	1:16.341	-	15:18:56.463
6	1:17.230	+0.889	15:20:13.693
7	1:19.275	+2.934	15:21:32.968
8	1:19.916	+3.575	15:22:52.884
9	1:21.470	+5.129	15:24:14.354
10	1:19.124	+2.783	15:25:33.478
11	1:18.661	+2.320	15:26:52.139
12	1:19.113	+2.772	15:28:11.252
13	1:21.413	+5.072	15:29:32.665
14	1:20.710	+4.369	15:30:53.375
15	1:19.529	+3.188	15:32:12.904
16	1:20.312	+3.971	15:33:33.216

(43) LEANDRO ARAUJO

Lap	Lap Tm	Diff	Time of Day
1	1:22.097	+4.663	15:13:39.135
2	1:21.072	+3.638	15:15:00.207
3	1:19.330	+1.896	15:16:19.537
4	1:18.126	+0.692	15:17:37.663
5	1:17.434	-	15:18:55.097
6	1:18.365	+0.931	15:20:13.462
7	1:23.204	+5.770	15:21:36.666
8	1:24.142	+6.708	15:23:00.808
9	1:19.902	+2.468	15:24:20.710
10	1:18.677	+1.243	15:25:39.387
11	1:18.690	+1.256	15:26:58.077
12	1:19.321	+1.887	15:28:17.398
13	1:20.053	+2.619	15:29:37.451
14	1:20.111	+2.677	15:30:57.562
15	1:21.620	+4.186	15:32:19.182
16	1:19.512	+2.078	15:33:38.694

(212) ERIC VALENTIM

1	1:24.082	+3.967	15:13:43.730
2	1:22.484	+2.369	15:15:06.214
3	1:20.115	-	15:16:26.329
4	1:20.883	+0.768	15:17:47.212
5	1:20.717	+0.602	15:19:07.929
6	1:22.117	+2.002	15:20:30.046
7	1:22.504	+2.389	15:21:52.550
8	1:21.294	+1.179	15:23:13.844
9	1:20.221	+0.106	15:24:34.065
10	1:22.311	+2.196	15:25:56.376
11	1:21.911	+1.796	15:27:18.287
12	1:22.136	+2.021	15:28:40.423
13	1:21.963	+1.848	15:30:02.386
14	1:21.072	+0.957	15:31:23.458
15	1:23.023	+2.908	15:32:46.481
16	1:21.522	+1.407	15:34:08.003

(196) MARCELO GALANDO

1	1:25.893	+4.624	15:13:46.670
2	1:23.775	+2.506	15:15:10.445
3	1:21.269	-	15:16:31.714
4	1:22.150	+0.881	15:17:53.864
5	1:26.230	+4.961	15:19:20.094
6	1:22.162	+0.893	15:20:42.256
7	1:22.197	+0.928	15:22:04.453
8	1:21.905	+0.636	15:23:26.358
9	1:24.903	+3.634	15:24:51.261
10	1:24.401	+3.132	15:26:15.662
11	1:26.805	+5.536	15:27:42.467
12	1:25.446	+4.177	15:29:07.913
13	1:24.192	+2.923	15:30:32.105
14	1:24.470	+3.201	15:31:56.575
15	1:25.762	+4.493	15:33:22.337
16	1:25.780	+4.511	15:34:48.117

(347) IGOR ALEXANDRE POSSAMAI FERREIRA

1	1:29.794	+2.888	15:13:54.732
2	1:26.906	-	15:15:21.638
3	1:28.189	+1.283	15:16:49.827
4	1:34.941	+8.035	15:18:24.768
5	1:41.301	+14.395	15:20:06.069
6	1:33.157	+6.251	15:21:39.226
7	1:37.629	+10.723	15:23:16.855
8	1:38.346	+11.440	15:24:55.201
9	1:34.844	+7.938	15:26:30.045
10	1:29.780	+2.874	15:27:59.825
11	1:27.348	+0.442	15:29:27.173
12	1:29.627	+2.721	15:30:56.800

CRONOMETRAGEM FPRM

Orbits 4

Jorge L. Teixeira Jr

www.amb-it.com

Leonardo Rosa

www.mylaps.com

ensed to: Federacao Paranaense de Motociclismo



2ª Etapa Paranaense de Motocross

MX2

New Track 0,000 Km

Prova

6/5/2012 15:00

Race (20:00 and 2 Laps)

Lap	Lap Tm	Diff	Time of Day
13	1:30.108	+3.202	15:32:26.908
14	1:38.283	+11.377	15:34:05.191

(10) GUSTAVO OLIVEIRA

Lap	Lap Tm	Diff	Time of Day
1	1:17.619	+2.558	15:13:22.795
2	1:15.676	+0.615	15:14:38.471
3	1:17.830	+2.769	15:15:56.301
4	1:15.700	+0.639	15:17:12.001
5	1:15.225	+0.164	15:18:27.226
6	1:15.147	+0.086	15:19:42.373
7	1:15.061	-	15:20:57.434

(679) EWERTON P. O. BUENO

Lap	Lap Tm	Diff	Time of Day
1	1:14.803	+2.578	15:13:23.691
2	1:15.006	+2.781	15:14:38.697
3	1:13.449	+1.224	15:15:52.146
4	1:12.225	-	15:17:04.371
5	1:12.454	+0.229	15:18:16.825

(109) CLEVERSON ALVES

Lap	Lap Tm	Diff	Time of Day
1	1:18.893	+1.616	15:13:39.718
2	1:17.656	+0.379	15:14:57.374
3	1:17.277	-	15:16:14.651

(183) ALEXANDRE MOCELIN

Lap	Lap Tm	Diff	Time of Day
1	1:16.467	+2.859	15:13:22.964
2	1:13.608	-	15:14:36.572
3	1:47.301	+33.693	15:16:23.873

(31) LUIZ FERNANDO AMARAL FILHO

Lap	Lap Tm	Diff	Time of Day
1	1:32.343	-	15:14:00.830
2	1:37.711	+5.368	15:15:38.541

Lap	Lap Tm	Diff	Time of Day
-----	--------	------	-------------

Lap	Lap Tm	Diff	Time of Day
-----	--------	------	-------------



2ª Etapa Paranaense de Motocross

MX3

New Track 0,000 Km

Prova

6/5/2012 13:30

Race (15:00 and 2 Laps)

Lap	Lap Tm	Diff	Time of Day
(21) WILLIAN GUIMARAES			
1	1:32.100	+17.997	13:45:47.721
2	1:16.697	+2.594	13:47:04.418
3	1:16.908	+2.805	13:48:21.326
4	1:14.468	+0.365	13:49:35.794
5	1:14.848	+0.745	13:50:50.642
6	1:14.120	+0.017	13:52:04.762
7	1:14.815	+0.712	13:53:19.577
8	1:14.103	-	13:54:33.680
9	1:14.143	+0.040	13:55:47.823
10	1:14.746	+0.643	13:57:02.569
11	1:14.663	+0.560	13:58:17.232
12	1:14.769	+0.666	13:59:32.001
13	1:15.823	+1.720	14:00:47.824

Lap	Lap Tm	Diff	Time of Day
(731) VAGNER LACHI			
1	1:15.781	+0.517	13:45:30.962
2	1:16.448	+1.184	13:46:47.410
3	1:15.924	+0.660	13:48:03.334
4	1:15.264	-	13:49:18.598
5	1:15.634	+0.370	13:50:34.232
6	1:16.115	+0.851	13:51:50.347
7	1:17.676	+2.412	13:53:08.023
8	1:16.931	+1.667	13:54:24.954
9	1:17.240	+1.976	13:55:42.194
10	1:17.878	+2.614	13:57:00.072
11	1:16.695	+1.431	13:58:16.767
12	1:17.217	+1.953	13:59:33.984
13	1:18.911	+3.647	14:00:52.895

Lap	Lap Tm	Diff	Time of Day
(153) NASRI SARKISS			
1	1:15.466	+0.584	13:45:29.023
2	1:15.013	+0.131	13:46:44.036
3	1:15.113	+0.231	13:47:59.149
4	1:15.398	+0.516	13:49:14.547
5	1:14.882	-	13:50:29.429
6	1:16.113	+1.231	13:51:45.542
7	1:16.414	+1.532	13:53:01.956
8	1:17.568	+2.686	13:54:19.524
9	1:23.552	+8.670	13:55:43.076
10	1:25.156	+10.274	13:57:08.232
11	1:23.372	+8.490	13:58:31.604
12	1:21.148	+6.266	13:59:52.752
13	1:20.904	+6.022	14:01:13.656

Lap	Lap Tm	Diff	Time of Day
(702) THELL ADUR			
1	1:17.667	+0.341	13:45:34.760
2	1:17.325	-	13:46:52.085
3	1:17.479	+0.153	13:48:09.564
4	1:18.425	+1.099	13:49:27.989
5	1:18.000	+0.674	13:50:45.989
6	1:17.522	+0.196	13:52:03.511
7	1:18.598	+1.272	13:53:22.109
8	1:18.770	+1.444	13:54:40.879
9	1:20.359	+3.033	13:56:01.238
10	1:20.231	+2.905	13:57:21.469
11	1:18.883	+1.557	13:58:40.352
12	1:19.392	+2.066	13:59:59.744
13	1:20.464	+3.138	14:01:20.208

Lap	Lap Tm	Diff	Time of Day
(64) FABIO SUKEKAVA			
1	1:20.593	+1.667	13:45:45.457
2	1:19.779	+0.853	13:47:05.236
3	1:20.092	+1.166	13:48:25.328
4	1:20.319	+1.393	13:49:45.647

Lap	Lap Tm	Diff	Time of Day
5	1:19.299	+0.373	13:51:04.946
6	1:20.331	+1.405	13:52:25.277
7	1:20.887	+1.961	13:53:46.164
8	1:20.411	+1.485	13:55:06.575
9	1:20.957	+2.031	13:56:27.532
10	1:18.926	-	13:57:46.458
11	1:19.329	+0.403	13:59:05.787
12	1:20.799	+1.873	14:00:26.586
13	1:19.709	+0.783	14:01:46.295

Lap	Lap Tm	Diff	Time of Day
(9) OLAVIO CARPINSKI - NECO			
1	1:17.163	-	13:46:08.353
2	1:17.932	+0.769	13:47:26.285
3	1:19.098	+1.935	13:48:45.383
4	1:18.197	+1.034	13:50:03.580
5	1:17.640	+0.477	13:51:21.220
6	1:19.376	+2.213	13:52:40.596
7	1:17.981	+0.818	13:53:58.577
8	1:17.511	+0.348	13:55:16.088
9	1:17.582	+0.419	13:56:33.670
10	1:17.634	+0.471	13:57:51.304
11	1:19.755	+2.592	13:59:11.059
12	1:18.350	+1.187	14:00:29.409
13	1:19.153	+1.990	14:01:48.562

Lap	Lap Tm	Diff	Time of Day
(35) GUSTAVO HENRIQUE FIGUEIREDO BUENO			
1	1:21.544	+1.864	13:45:43.623
2	1:19.679	-	13:47:03.302
3	1:20.468	+0.788	13:48:23.770
4	1:20.776	+1.096	13:49:44.546
5	1:19.865	+0.185	13:51:04.411
6	1:20.054	+0.374	13:52:24.465
7	1:20.641	+0.961	13:53:45.106
8	1:21.023	+1.343	13:55:06.129
9	1:22.511	+2.831	13:56:28.640
10	1:21.309	+1.629	13:57:49.949
11	1:21.721	+2.041	13:59:11.670
12	1:22.616	+2.936	14:00:34.286
13	1:21.323	+1.643	14:01:55.609

Lap	Lap Tm	Diff	Time of Day
(69) VALDECIR FRANCISCO DE OLIVEIRA			
1	1:21.895	+2.739	13:45:42.827
2	1:19.564	+0.408	13:47:02.391
3	1:20.203	+1.047	13:48:22.594
4	1:19.381	+0.225	13:49:41.975
5	1:19.668	+0.512	13:51:01.643
6	1:19.891	+0.735	13:52:21.534
7	1:19.560	+0.404	13:53:41.094
8	1:19.447	+0.291	13:55:00.541
9	1:19.901	+0.745	13:56:20.442
10	1:20.594	+1.438	13:57:41.036
11	1:19.156	-	13:59:00.192
12	1:44.901	+25.745	14:00:45.093
13	1:21.627	+2.471	14:02:06.720

Lap	Lap Tm	Diff	Time of Day
(24) CÉSAR MOCELIN			
1	1:21.759	+2.631	13:45:42.193
2	1:19.706	+0.578	13:47:01.899
3	1:19.158	+0.030	13:48:21.057
4	1:20.762	+1.634	13:49:41.819
5	1:19.557	+0.429	13:51:01.376
6	1:19.780	+0.652	13:52:21.156
7	1:19.128	-	13:53:40.284
8	1:19.961	+0.833	13:55:00.245
9	1:19.531	+0.403	13:56:19.776
10	1:19.935	+0.807	13:57:39.711

Lap	Lap Tm	Diff	Time of Day
11	1:20.217	+1.089	13:58:59.928
12	1:51.628	+32.500	14:00:51.556

Lap	Lap Tm	Diff	Time of Day
(278) CARLI BRESOLIN			
1	1:22.622	+1.651	13:45:46.851
2	1:21.575	+0.604	13:47:08.426
3	1:20.971	-	13:48:29.397
4	1:21.071	+0.100	13:49:50.468
5	1:21.367	+0.396	13:51:11.835
6	1:22.121	+1.150	13:52:33.956
7	1:22.695	+1.724	13:53:56.651
8	1:24.404	+3.433	13:55:21.055
9	1:23.998	+3.027	13:56:45.053
10	1:25.352	+4.381	13:58:10.405
11	1:28.614	+7.643	13:59:39.019
12	1:29.310	+8.339	14:01:08.329

Lap	Lap Tm	Diff	Time of Day
(77) EMERSON ROZENTALSKI			
1	1:23.058	-	13:45:51.510
2	1:23.648	+0.590	13:47:15.158
3	1:23.764	+0.706	13:48:38.922
4	1:23.711	+0.653	13:50:02.633
5	1:24.351	+1.293	13:51:26.984
6	1:23.883	+0.825	13:52:50.867
7	1:24.245	+1.187	13:54:15.112
8	1:25.585	+2.527	13:55:40.697
9	1:25.676	+2.618	13:57:06.373
10	1:26.598	+3.540	13:58:32.971
11	1:24.217	+1.159	13:59:57.188
12	1:25.310	+2.274	14:01:22.520

Lap	Lap Tm	Diff	Time of Day
(97) WALTER CAETANO BARBOSA			
1	1:22.597	+0.791	13:45:50.392
2	1:23.916	+2.110	13:47:14.308
3	1:30.416	+8.610	13:48:44.724
4	1:23.042	+1.236	13:50:07.766
5	1:21.806	-	13:51:29.572
6	1:23.458	+1.652	13:52:53.030
7	1:22.408	+0.602	13:54:15.438
8	1:23.750	+1.944	13:55:39.188
9	1:23.178	+1.372	13:57:02.366
10	1:22.044	+0.238	13:58:24.410
11	1:36.805	+14.999	14:00:01.215
12	1:23.145	+1.339	14:01:24.360

Lap	Lap Tm	Diff	Time of Day
(759) GENESIO FERREIRA			
1	1:25.058	+0.978	13:45:54.162
2	1:24.605	+0.525	13:47:18.767
3	1:24.080	-	13:48:42.847
4	1:24.797	+0.717	13:50:07.644
5	1:26.649	+2.569	13:51:34.293
6	1:25.750	+1.670	13:53:00.043
7	1:27.842	+3.762	13:54:27.885
8	1:28.904	+4.824	13:55:56.789
9	1:27.700	+3.620	13:57:24.489
10	1:30.182	+6.102	13:58:54.671
11	1:30.788	+6.708	14:00:25.459
12	1:29.167	+5.087	14:01:54.626

Lap	Lap Tm	Diff	Time of Day
(79) EDILSON BERTA			
1	1:26.554	+1.666	13:45:56.516
2	1:24.887	-	13:47:21.403
3	1:28.047	+3.159	13:48:49.450
4	1:25.721	+0.833	13:50:15.171
5	1:25.875	+0.987	13:51:41.046
6	1:28.866	+3.978	13:53:09.912


CRONOMETRAGEM FPRM

Orbits 4

Jorge L. Teixeira Jr
Leonardo Rosa

www.amb-it.com
www.mylaps.com

ponsored to: Federacao Paranaense de Motociclismo



2ª Etapa Paranaense de Motocross

MX3

New Track 0,000 Km

Prova

6/5/2012 13:30

Race (15:00 and 2 Laps)

Lap	Lap Tm	Diff	Time of Day
7	1:27.395	+2.507	13:54:37.307
8	1:29.692	+4.804	13:56:06.999
9	1:27.722	+2.834	13:57:34.721
10	1:28.625	+3.737	13:59:03.346
11	1:31.193	+6.305	14:00:34.539
12	1:28.407	+3.519	14:02:02.946

(6) ANDREI MAROSO

Lap	Lap Tm	Diff	Time of Day
1	1:20.635	+1.871	13:45:44.185
2	1:20.003	+1.239	13:47:04.188
3	1:20.516	+1.752	13:48:24.704
4	1:18.764	-	13:49:43.468
5	1:19.997	+1.233	13:51:03.465
6	1:19.700	+0.936	13:52:23.165
7	1:19.615	+0.851	13:53:42.780
8	1:19.305	+0.541	13:55:02.085
9	1:19.770	+1.006	13:56:21.855
10	1:18.983	+0.219	13:57:40.838

(31) JOELI GOMES DAMASCO DAMASCO

Lap	Lap Tm	Diff	Time of Day
1	1:26.506	+0.229	13:45:46.199
2	1:26.276	-	13:47:12.475
3	1:41.876	+15.599	13:48:54.351

Lap	Lap Tm	Diff	Time of Day
-----	--------	------	-------------

Lap	Lap Tm	Diff	Time of Day
-----	--------	------	-------------



2ª Etapa Paranaense de Motocross

MX4

New Track 0,000 Km

Prova

6/5/2012 12:00

Race (15:00 and 2 Laps)

Lap	Lap Tm	Diff	Time of Day
(9) OLAVIO CARPINSKI - NECO			
1	1:28.103	+11.889	12:18:13.510
2	1:20.151	+3.937	12:19:33.661
3	1:18.468	+2.254	12:20:52.129
4	1:16.214	-	12:22:08.343
5	1:18.423	+2.209	12:23:26.766
6	1:17.642	+1.428	12:24:44.408
7	1:19.197	+2.983	12:26:03.605
8	1:16.795	+0.581	12:27:20.400
9	1:17.128	+0.914	12:28:37.528
10	1:17.033	+0.819	12:29:54.561
11	1:16.382	+0.168	12:31:10.943
12	1:18.132	+1.918	12:32:29.075
13	1:20.541	+4.327	12:33:49.616

Lap	Lap Tm	Diff	Time of Day
(24) CÉSAR MOCELIN			
1	1:21.041	+2.980	12:18:14.295
2	1:22.121	+4.060	12:19:36.416
3	1:21.022	+2.961	12:20:57.438
4	1:22.313	+4.252	12:22:19.751
5	1:22.112	+4.051	12:23:41.863
6	1:19.235	+1.174	12:25:01.098
7	1:18.259	+0.198	12:26:19.357
8	1:18.917	+0.856	12:27:38.274
9	1:20.979	+2.918	12:28:59.253
10	1:19.228	+1.167	12:30:18.481
11	1:18.722	+0.661	12:31:37.203
12	1:18.061	-	12:32:55.264
13	1:18.569	+0.508	12:34:13.833

Lap	Lap Tm	Diff	Time of Day
(101) CLAUDINEI AVILA			
1	1:21.692	+3.555	12:18:13.038
2	1:21.263	+3.126	12:19:34.301
3	1:22.223	+4.086	12:20:56.524
4	1:19.323	+1.186	12:22:15.847
5	1:19.237	+1.100	12:23:35.084
6	1:21.598	+3.461	12:24:56.682
7	1:19.773	+1.636	12:26:16.455
8	1:21.639	+3.502	12:27:38.094
9	1:20.529	+2.392	12:28:58.623
10	1:19.993	+1.856	12:30:18.616
11	1:19.718	+1.581	12:31:38.334
12	1:18.137	-	12:32:56.471
13	1:19.722	+1.585	12:34:16.193

Lap	Lap Tm	Diff	Time of Day
(7) CLEIMAR PANCERA			
1	1:22.125	+2.224	12:18:12.091
2	1:21.116	+1.215	12:19:33.207
3	1:22.540	+2.639	12:20:55.747
4	1:23.361	+3.460	12:22:19.108
5	1:21.990	+2.089	12:23:41.098
6	1:21.160	+1.259	12:25:02.258
7	1:21.324	+1.423	12:26:23.582
8	1:19.901	-	12:27:43.483
9	1:21.699	+1.798	12:29:05.182
10	1:20.785	+0.884	12:30:25.967
11	1:22.231	+2.330	12:31:48.198
12	1:20.963	+1.062	12:33:09.161
13	1:20.393	+0.492	12:34:29.554

Lap	Lap Tm	Diff	Time of Day
(500) JOSIAS BENASSE GRIJO BENASSE			
1	1:22.667	+2.725	12:18:17.796
2	1:21.130	+1.188	12:19:38.926
3	1:20.092	+0.150	12:20:59.018
4	1:21.032	+1.090	12:22:20.050

Lap	Lap Tm	Diff	Time of Day
5	1:22.048	+2.106	12:23:42.098
6	1:20.756	+0.814	12:25:02.854
7	1:21.083	+1.141	12:26:23.937
8	1:19.942	-	12:27:43.879
9	1:21.414	+1.472	12:29:05.293
10	1:20.859	+0.917	12:30:26.152
11	1:22.937	+2.995	12:31:49.089
12	1:20.327	+0.385	12:33:09.416
13	1:21.143	+1.201	12:34:30.559

Lap	Lap Tm	Diff	Time of Day
(69) VALDECIR FRANCISCO DE OLIVEIRA			
1	1:19.578	+1.774	12:19:13.688
2	1:18.625	+0.821	12:20:32.313
3	1:19.558	+1.754	12:21:51.871
4	1:17.804	-	12:23:09.675
5	1:20.197	+2.393	12:24:29.872
6	1:17.929	+0.125	12:25:47.801
7	1:21.318	+3.514	12:27:09.119
8	1:20.112	+2.308	12:28:29.231
9	1:18.821	+1.017	12:29:48.052
10	1:18.215	+0.411	12:31:06.267
11	1:19.405	+1.601	12:32:25.672
12	1:19.578	+1.774	12:33:45.250
13	1:19.712	+1.908	12:35:04.962

Lap	Lap Tm	Diff	Time of Day
(68) DIRCEU CHAGAS			
1	1:25.651	+4.149	12:18:26.009
2	1:26.476	+4.974	12:19:52.485
3	1:24.663	+3.161	12:21:17.148
4	1:23.209	+1.707	12:22:40.357
5	1:24.179	+2.677	12:24:04.536
6	1:21.502	-	12:25:26.038
7	1:22.903	+1.401	12:26:48.941
8	1:24.015	+2.513	12:28:12.956
9	1:23.639	+2.137	12:29:36.595
10	1:26.032	+4.530	12:31:02.627
11	1:24.662	+3.160	12:32:27.289
12	1:25.501	+3.999	12:33:52.790

Lap	Lap Tm	Diff	Time of Day
(77) EMERSON ROZENTALSKI			
1	1:25.594	+3.463	12:18:24.750
2	1:24.919	+2.788	12:19:49.669
3	1:23.995	+1.864	12:21:13.664
4	1:24.599	+2.468	12:22:38.263
5	1:43.163	+21.032	12:24:21.426
6	1:25.819	+3.688	12:25:47.245
7	1:22.131	-	12:27:09.376
8	1:26.018	+3.887	12:28:35.394
9	1:26.077	+3.946	12:30:01.471
10	1:23.313	+1.182	12:31:24.784
11	1:24.204	+2.073	12:32:48.988
12	1:24.062	+1.931	12:34:13.050

Lap	Lap Tm	Diff	Time of Day
(258) ALVARO ANTUNES COSTA COSTA			
1	1:30.785	+2.035	12:18:32.523
2	1:31.228	+2.478	12:20:03.751
3	1:30.420	+1.670	12:21:34.171
4	1:28.750	-	12:23:02.921
5	1:30.277	+1.527	12:24:33.198
6	1:29.719	+0.969	12:26:02.917
7	1:30.484	+1.734	12:27:33.401
8	1:30.771	+2.021	12:29:04.172
9	1:31.137	+2.387	12:30:35.309
10	1:29.648	+0.898	12:32:04.957
11	1:30.649	+1.899	12:33:35.606
12	1:29.723	+0.973	12:35:05.329

Lap	Lap Tm	Diff	Time of Day
(3) MARCOS ANTONIO MOTTA			
1	1:30.291	+6.370	12:18:29.458
2	1:27.586	+3.665	12:19:57.044
3	1:26.354	+2.433	12:21:23.398
4	1:23.921	-	12:22:47.319
5	1:26.057	+2.136	12:24:13.376
6	1:25.491	+1.570	12:25:38.867
7	1:24.213	+0.292	12:27:03.080
8	2:11.869	+47.948	12:29:14.949
9	1:28.583	+4.662	12:30:43.532
10	1:26.283	+2.362	12:32:09.815
11	1:26.955	+3.034	12:33:36.770
12	1:29.934	+6.013	12:35:06.704

Lap	Lap Tm	Diff	Time of Day
(218) MARCIAL SAMANIEGO			
1	1:29.726	+1.827	12:18:33.870
2	1:31.935	+4.036	12:20:05.805
3	1:30.236	+2.337	12:21:36.041
4	1:31.438	+3.539	12:23:07.479
5	1:30.732	+2.833	12:24:38.211
6	1:30.949	+3.050	12:26:09.160
7	1:27.899	-	12:27:37.059
8	1:31.544	+3.645	12:29:08.603
9	1:28.012	+0.113	12:30:36.615
10	1:28.863	+0.964	12:32:05.478
11	1:30.498	+2.599	12:33:35.976
12	1:33.578	+5.679	12:35:09.554

Lap	Lap Tm	Diff	Time of Day
(153) NASRI SARKISS			
1	1:17.162	+1.867	12:18:03.058
2	1:16.286	+0.991	12:19:19.344
3	1:15.295	-	12:20:34.639
4	1:16.215	+0.920	12:21:50.854
5	1:16.788	+1.493	12:23:07.642
6	1:18.053	+2.758	12:24:25.695
7	1:18.130	+2.835	12:25:43.825
8	1:18.983	+3.688	12:27:02.808
9	1:18.777	+3.482	12:28:21.585
10	1:17.758	+2.463	12:29:39.343
11	1:18.986	+3.691	12:30:58.329

Lap	Lap Tm	Diff	Time of Day
(759) GENESIO FERREIRA			
1	1:27.748	-	12:18:24.045
2	2:00.750	+33.002	12:20:24.795
3	1:29.858	+2.110	12:21:54.653
4	1:30.788	+3.040	12:23:25.441
5	1:30.182	+2.434	12:24:55.623
6	1:32.926	+5.178	12:26:28.549
7	1:30.077	+2.329	12:27:58.626
8	1:39.542	+11.794	12:29:38.168
9	5:56.847	+4:29.099	12:35:35.016

Lap	Lap Tm	Diff	Time of Day
(11) LUCIANO THOMAZI			
1	1:30.770	+0.293	12:18:31.518
2	1:31.171	+0.694	12:20:02.689
3	1:30.477	-	12:21:33.166
4	1:32.542	+2.065	12:23:05.708
5	1:33.953	+3.476	12:24:39.661
6	1:33.259	+2.782	12:26:12.920


CRONOMETRAGEM FPRM

Orbits 4

Jorge L. Teixeira Jr
Leonardo Rosa

www.amb-it.com
www.mylaps.com

ensed to: Federacao Paranaense de Motociclismo



2ª Etapa Paranaense de Motocross

55cc

New Track 0,000 Km

Prova

6/5/2012 14:00

Race (10:00 and 1 Laps)

Lap	Lap Tm	Diff	Time of Day
(18) GERMAN SAMANIEGO			
1	1:38.108	+0.112	14:18:02.520
2	1:38.904	+0.908	14:19:41.424
3	1:38.712	+0.716	14:21:20.136
4	1:37.996	-	14:22:58.132
5	1:38.726	+0.730	14:24:36.858
6	1:39.270	+1.274	14:26:16.128
7	1:40.546	+2.550	14:27:56.674

Lap	Lap Tm	Diff	Time of Day
(189) JOAO RICARDO BORTOLUZZI DE ALBUQUERQUE			
1	1:42.089	+1.207	14:18:08.549
2	1:42.857	+1.975	14:19:51.406
3	1:42.740	+1.858	14:21:34.146
4	1:41.725	+0.843	14:23:15.871
5	1:41.233	+0.351	14:24:57.104
6	1:40.882	-	14:26:37.986
7	1:41.486	+0.604	14:28:19.472

Lap	Lap Tm	Diff	Time of Day
(14) PAULO VICENTE KUSHINO			
1	1:43.370	+0.628	14:18:13.970
2	1:43.851	+1.109	14:19:57.821
3	1:43.696	+0.954	14:21:41.517
4	1:42.742	-	14:23:24.259
5	1:42.875	+0.133	14:25:07.134
6	1:43.487	+0.745	14:26:50.621
7	1:44.667	+1.925	14:28:35.288

Lap	Lap Tm	Diff	Time of Day
(71) KAUAN CRISTIAN			
1	1:43.665	+1.521	14:18:18.229
2	1:42.144	-	14:20:00.373
3	1:42.402	+0.258	14:21:42.775
4	1:42.887	+0.743	14:23:25.662
5	1:43.061	+0.917	14:25:08.723
6	1:42.765	+0.621	14:26:51.488
7	1:57.095	+14.951	14:28:48.583

Lap	Lap Tm	Diff	Time of Day
(89) LUCAS RIBEIRO			
1	1:44.360	+1.790	14:18:13.508
2	1:50.534	+7.964	14:20:04.042
3	1:42.570	-	14:21:46.612
4	1:53.644	+11.074	14:23:40.256
5	1:44.381	+1.811	14:25:24.637
6	1:43.872	+1.302	14:27:08.509
7	1:46.931	+4.361	14:28:55.440

Lap	Lap Tm	Diff	Time of Day
(59) MARCOS RAPHAEL MOTTA			
1	1:41.912	-	14:18:11.104
2	1:43.537	+1.625	14:19:54.641
3	1:57.297	+15.385	14:21:51.938
4	1:48.675	+6.763	14:23:40.613
5	1:57.517	+15.605	14:25:38.130
6	1:47.716	+5.804	14:27:25.846
7	2:05.393	+23.481	14:29:31.239

Lap	Lap Tm	Diff	Time of Day
(29) GUSTAVO HENRIQUE HU HATLEBEN			
1	1:51.915	-	14:18:39.862
2	1:53.768	+1.853	14:20:33.630
3	1:55.901	+3.986	14:22:29.531
4	1:52.483	+0.568	14:24:22.014
5	1:54.790	+2.875	14:26:16.804
6	1:53.519	+1.604	14:28:10.323

Lap	Lap Tm	Diff	Time of Day
(321) MICHEL VIAL VOSNEI			
1	2:14.873	+3.586	14:19:15.723
2	2:16.636	+5.349	14:21:32.359

Lap	Lap Tm	Diff	Time of Day
3	2:11.287	-	14:23:43.646
4	2:15.355	+4.068	14:25:59.001
5	2:57.094	+45.807	14:28:56.095

Lap	Lap Tm	Diff	Time of Day
(104) RENAN MENDES FERREIRA			
1	1:41.292	+2.492	14:18:16.506
2	1:41.773	+2.973	14:19:58.279
3	1:38.800	-	14:21:37.079
4	1:40.106	+1.306	14:23:17.185

Lap	Lap Tm	Diff	Time of Day
(4) JHAMYS CAUAN OLIVEIRA			
1	2:35.515	+2.131	14:20:21.564
2	2:33.384	-	14:22:54.948
3	2:40.968	+7.584	14:25:35.916
4	2:33.519	+0.135	14:28:09.435

CRONOMETRAGEM FPrM

Orbits 4

Jorge L. Teixeira Jr
Leonardo Rosa

www.amb-it.com
www.mylaps.com

ponsored to: Federacao Paranaense de Motociclismo



2ª Etapa Paranaense de Motocross

65cc

New Track 0,000 Km

Prova

6/5/2012 13:00

Race (15:00 and 2 Laps)

Lap	Lap Tm	Diff	Time of Day
(25) LEONARDO CASSAROTTI			
1	1:20.777	+0.421	13:17:16.153
2	1:20.356	-	13:18:36.509
3	1:22.123	+1.767	13:19:58.632
4	1:23.872	+3.516	13:21:22.504
5	1:23.914	+3.558	13:22:46.418
6	1:24.117	+3.761	13:24:10.535
7	1:22.695	+2.339	13:25:33.230
8	1:22.489	+2.133	13:26:55.719
9	1:21.950	+1.594	13:28:17.669
10	1:25.013	+4.657	13:29:42.682
11	1:24.320	+3.964	13:31:07.002
12	1:27.591	+7.235	13:32:34.593

Lap	Lap Tm	Diff	Time of Day
(71) GABRIEL FAVERO E SILVA			
1	1:21.706	-	13:17:17.888
2	1:21.918	+0.212	13:18:39.806
3	1:21.821	+0.115	13:20:01.627
4	1:34.571	+12.865	13:21:36.198
5	1:25.349	+3.643	13:23:01.547
6	1:22.666	+0.960	13:24:24.213
7	1:23.700	+1.994	13:25:47.913
8	1:23.533	+1.827	13:27:11.446
9	1:23.753	+2.047	13:28:35.199
10	1:25.744	+4.038	13:30:00.943
11	1:24.935	+3.229	13:31:25.878
12	1:24.730	+3.024	13:32:50.608

Lap	Lap Tm	Diff	Time of Day
(1) LEONARDO NUNES			
1	1:27.344	+1.813	13:17:29.686
2	1:25.531	-	13:18:55.217
3	1:27.178	+1.647	13:20:22.395
4	1:26.835	+1.304	13:21:49.230
5	1:28.017	+2.486	13:23:17.247
6	1:27.429	+1.898	13:24:44.676
7	1:27.456	+1.925	13:26:12.132
8	1:28.066	+2.535	13:27:40.198
9	1:27.071	+1.540	13:29:07.269
10	1:27.006	+1.475	13:30:34.275
11	1:28.934	+3.403	13:32:03.209
12	1:28.523	+2.992	13:33:31.732

Lap	Lap Tm	Diff	Time of Day
(96) WILLYAN DEIVIS FUCKS			
1	1:27.634	+1.369	13:17:31.174
2	1:26.265	-	13:18:57.439
3	1:27.684	+1.419	13:20:25.123
4	1:28.574	+2.309	13:21:53.697
5	1:27.661	+1.396	13:23:21.358
6	1:27.841	+1.576	13:24:49.199
7	1:27.231	+0.966	13:26:16.430
8	1:26.459	+0.194	13:27:42.889
9	1:27.538	+1.273	13:29:10.427
10	1:28.678	+2.413	13:30:39.105
11	1:29.143	+2.878	13:32:08.248
12	1:28.837	+2.572	13:33:37.085

Lap	Lap Tm	Diff	Time of Day
(59) MATHEUS FAVERO E SILVA			
1	1:24.951	+0.866	13:17:24.066
2	1:24.085	-	13:18:48.151
3	1:24.471	+0.386	13:20:12.622
4	1:28.491	+4.406	13:21:41.113
5	1:41.414	+17.329	13:23:22.527
6	1:27.269	+3.184	13:24:49.796
7	1:29.296	+5.211	13:26:19.092
8	1:29.821	+5.736	13:27:48.913

Lap	Lap Tm	Diff	Time of Day
9	1:32.171	+8.086	13:29:21.084
10	1:34.098	+10.013	13:30:55.182
11	1:35.028	+10.943	13:32:30.210
12	1:34.827	+10.742	13:34:05.037

Lap	Lap Tm	Diff	Time of Day
(101) MATEUS GONÇALVES			
1	1:33.460	-	13:17:41.714
2	1:35.332	+1.872	13:19:17.046
3	1:33.560	+0.100	13:20:50.606
4	1:35.581	+2.121	13:22:26.187
5	1:36.100	+2.640	13:24:02.287
6	1:37.591	+4.131	13:25:39.878
7	1:39.513	+6.053	13:27:19.391
8	1:34.898	+1.438	13:28:54.289
9	1:35.441	+1.981	13:30:29.730
10	1:36.550	+3.090	13:32:06.280
11	1:39.654	+6.194	13:33:45.934

Lap	Lap Tm	Diff	Time of Day
(18) GERMAN SAMANIEGO			
1	1:32.573	-	13:18:04.534
2	1:32.752	+0.179	13:19:37.286
3	2:15.353	+42.780	13:21:52.639
4	1:35.251	+2.678	13:23:27.890
5	1:35.856	+3.283	13:25:03.746
6	1:32.877	+0.304	13:26:36.623
7	1:34.571	+1.998	13:28:11.194
8	1:34.618	+2.045	13:29:45.812
9	1:34.190	+1.617	13:31:20.002
10	1:34.658	+2.085	13:32:54.660

Lap	Lap Tm	Diff	Time of Day
(10) NATHAN CARVALHO			
1	1:40.993	+1.669	13:17:54.039
2	1:42.713	+3.389	13:19:36.752
3	1:42.662	+3.338	13:21:19.414
4	1:45.195	+5.871	13:23:04.609
5	1:43.522	+4.198	13:24:48.131
6	1:44.208	+4.884	13:26:32.339
7	1:41.449	+2.125	13:28:13.788
8	1:43.069	+3.745	13:29:56.857
9	1:41.433	+2.109	13:31:38.290
10	1:39.324	-	13:33:17.614

Lap	Lap Tm	Diff	Time of Day
(69) HUGO VINICIUS BARRANCO CIARINI			
1	1:43.991	+0.935	13:18:03.893
2	1:44.474	+1.418	13:19:48.367
3	1:46.247	+3.191	13:21:34.614
4	1:45.623	+2.567	13:23:20.237
5	1:43.056	-	13:25:03.293
6	1:43.523	+0.467	13:26:46.816
7	1:43.665	+0.609	13:28:30.481
8	1:46.675	+3.619	13:30:17.156
9	1:46.768	+3.712	13:32:03.924
10	1:45.674	+2.618	13:33:49.598

Lap	Lap Tm	Diff	Time of Day
(06) JOAO VICTOR VARGAS			
1	1:39.147	+0.159	13:17:55.645
2	1:39.966	+0.978	13:19:35.611
3	3:41.937	+2:02.949	13:23:17.548
4	1:40.205	+1.217	13:24:57.753
5	1:41.519	+2.531	13:26:39.272
6	1:41.370	+2.382	13:28:20.642
7	1:39.632	+0.644	13:30:00.274
8	1:39.602	+0.614	13:31:39.876
9	1:38.988	-	13:33:18.864

CRONOMETRAGEM FPrM

Orbits 4

Jorge L. Teixeira Jr
Leonardo Rosa

www.amb-it.com
www.mylaps.com

ensed to: Federacao Paranaense de Motociclismo



2ª Etapa Paranaense de Motocross

85cc

New Track 0,000 Km

Prova

6/5/2012 16:00

Race (15:00 and 2 Laps)

Lap	Lap Tm	Diff	Time of Day
(150) DANIEL REICHHARDT			
1	1:17.091	+1.487	16:12:53.616
2	1:16.615	+1.011	16:14:10.231
3	1:15.847	+0.243	16:15:26.078
4	1:16.394	+0.790	16:16:42.472
5	1:16.310	+0.706	16:17:58.782
6	1:15.863	+0.259	16:19:14.645
7	1:16.541	+0.937	16:20:31.186
8	1:15.798	+0.194	16:21:46.984
9	1:15.616	+0.012	16:23:02.600
10	1:16.688	+1.084	16:24:19.288
11	1:15.604	-	16:25:34.892
12	1:15.962	+0.358	16:26:50.854
13	1:17.594	+1.990	16:28:08.448

Lap	Lap Tm	Diff	Time of Day
(71) MATHEUS GALVES DE SOUZA			
1	1:17.192	+1.214	16:12:54.269
2	1:16.941	+0.963	16:14:11.210
3	1:16.096	+0.118	16:15:27.306
4	1:16.876	+0.898	16:16:44.182
5	1:16.142	+0.164	16:18:00.324
6	1:17.265	+1.287	16:19:17.589
7	1:16.735	+0.757	16:20:34.324
8	1:16.486	+0.508	16:21:50.810
9	1:16.133	+0.155	16:23:06.943
10	1:16.349	+0.371	16:24:23.292
11	1:15.978	-	16:25:39.270
12	1:16.519	+0.541	16:26:55.789
13	1:18.762	+2.784	16:28:14.551

Lap	Lap Tm	Diff	Time of Day
(299) FABRICIO MATHEUS OLMEDO			
1	1:16.674	+0.759	16:12:52.844
2	1:16.855	+0.940	16:14:09.699
3	1:15.915	-	16:15:25.614
4	1:17.760	+1.845	16:16:43.374
5	1:16.471	+0.556	16:17:59.845
6	1:17.314	+1.399	16:19:17.159
7	1:16.752	+0.837	16:20:33.911
8	1:16.657	+0.742	16:21:50.568
9	1:16.167	+0.252	16:23:06.735
10	1:18.936	+3.021	16:24:25.671
11	1:19.217	+3.302	16:25:44.888
12	1:18.337	+2.422	16:27:03.225
13	1:20.666	+4.751	16:28:23.891

Lap	Lap Tm	Diff	Time of Day
(111) VITOR IGOR DE ALMEIDA			
1	1:20.517	+4.783	16:13:06.888
2	1:17.345	+1.611	16:14:24.233
3	1:17.339	+1.605	16:15:41.572
4	1:16.904	+1.170	16:16:58.476
5	1:16.879	+1.145	16:18:15.355
6	1:17.299	+1.565	16:19:32.654
7	1:15.734	-	16:20:48.388
8	1:16.532	+0.798	16:22:04.920
9	1:16.753	+1.019	16:23:21.673
10	1:16.715	+0.981	16:24:38.388
11	1:19.426	+3.692	16:25:57.814
12	1:17.872	+2.138	16:27:15.686
13	1:20.889	+5.155	16:28:36.575

Lap	Lap Tm	Diff	Time of Day
(11) VINICIUS THOMAZI			
1	1:18.691	+1.893	16:12:58.084
2	1:18.055	+1.257	16:14:16.139
3	1:19.893	+3.095	16:15:36.032
4	1:19.698	+2.900	16:16:55.730

Lap	Lap Tm	Diff	Time of Day
5	1:19.221	+2.423	16:18:14.951
6	1:18.384	+1.586	16:19:33.335
7	1:18.658	+1.860	16:20:51.993
8	1:18.888	+2.090	16:22:10.881
9	1:18.220	+1.422	16:23:29.101
10	1:18.208	+1.410	16:24:47.309
11	1:18.449	+1.651	16:26:05.758
12	1:16.798	-	16:27:22.556
13	1:17.720	+0.922	16:28:40.276

Lap	Lap Tm	Diff	Time of Day
(98) PAULO EDUARDO ROSSATTO DE OLIVEIRA			
1	1:20.980	+3.964	16:13:05.224
2	1:20.077	+3.061	16:14:25.301
3	1:18.344	+1.328	16:15:43.645
4	1:17.723	+0.707	16:17:01.368
5	1:17.167	+0.151	16:18:18.535
6	1:17.226	+0.210	16:19:35.761
7	1:17.847	+0.831	16:20:53.608
8	1:17.781	+0.765	16:22:11.389
9	1:19.277	+2.261	16:23:30.666
10	1:17.978	+0.962	16:24:48.644
11	1:17.388	+0.372	16:26:06.032
12	1:17.016	-	16:27:23.048
13	1:17.562	+0.546	16:28:40.610

Lap	Lap Tm	Diff	Time of Day
(10) JORGE CURI			
1	1:19.315	+0.753	16:13:03.144
2	1:19.527	+0.965	16:14:22.671
3	1:18.562	-	16:15:41.233
4	1:19.786	+1.224	16:17:01.019
5	1:19.531	+0.969	16:18:20.550
6	1:18.923	+0.361	16:19:39.473
7	1:18.686	+0.124	16:20:58.159
8	1:18.713	+0.151	16:22:16.872
9	1:19.399	+0.837	16:23:36.271
10	1:20.161	+1.599	16:24:56.432
11	1:19.779	+1.217	16:26:16.211
12	1:20.229	+1.667	16:27:36.440
13	1:20.032	+1.470	16:28:56.472

Lap	Lap Tm	Diff	Time of Day
(189) LUCAS NOGUEIRA			
1	1:18.435	+1.083	16:12:58.503
2	1:29.329	+11.977	16:14:27.832
3	1:34.825	+17.473	16:16:02.657
4	1:17.355	+0.003	16:17:20.012
5	1:17.432	+0.080	16:18:37.444
6	1:18.406	+1.054	16:19:55.850
7	1:18.585	+1.233	16:21:14.435
8	1:19.523	+2.171	16:22:33.958
9	1:18.938	+1.586	16:23:52.896
10	1:17.352	-	16:25:10.248
11	1:17.625	+0.273	16:26:27.873
12	1:18.351	+0.999	16:27:46.224
13	1:18.135	+0.783	16:29:04.359

Lap	Lap Tm	Diff	Time of Day
(9) GABRIEL HENRIQUE PIETCHAK AIEM			
1	1:22.330	+3.451	16:13:06.866
2	1:22.681	+3.802	16:14:29.547
3	1:20.095	+1.216	16:15:49.642
4	1:20.094	+1.215	16:17:09.736
5	1:22.525	+3.646	16:18:32.261
6	1:21.373	+2.494	16:19:53.634
7	1:20.430	+1.551	16:21:14.064
8	1:19.653	+0.774	16:22:33.717
9	1:18.879	-	16:23:52.596
10	1:20.425	+1.546	16:25:13.021

Lap	Lap Tm	Diff	Time of Day
11	1:21.946	+3.067	16:26:34.967
12	1:23.392	+4.513	16:27:58.359
13	1:23.726	+4.847	16:29:22.085

Lap	Lap Tm	Diff	Time of Day
(222) LEONARDO DE ALMEIDA DA SILVA			
1	1:25.640	+6.053	16:13:26.682
2	1:21.327	+1.740	16:14:48.009
3	1:23.849	+4.262	16:16:11.858
4	1:19.587	-	16:17:31.445
5	1:21.111	+1.524	16:18:52.556
6	1:21.198	+1.611	16:20:13.754
7	1:21.447	+1.860	16:21:35.201
8	1:21.353	+1.766	16:22:56.554
9	1:20.045	+0.458	16:24:16.599
10	1:21.589	+2.002	16:25:38.188
11	1:21.832	+2.245	16:27:00.020
12	1:22.469	+2.882	16:28:22.489

Lap	Lap Tm	Diff	Time of Day
(96) WILLYAN DEIVIS FUCKS			
1	1:24.646	+2.377	16:13:17.034
2	1:24.121	+1.852	16:14:41.155
3	1:24.961	+2.692	16:16:06.116
4	1:23.899	+1.630	16:17:30.015
5	1:24.338	+2.069	16:18:54.353
6	1:22.909	+0.640	16:20:17.262
7	1:22.269	-	16:21:39.531
8	1:22.332	+0.063	16:23:01.863
9	1:24.476	+2.207	16:24:26.339
10	1:23.544	+1.275	16:25:49.883
11	1:25.398	+3.129	16:27:15.281
12	1:22.474	+0.205	16:28:37.755

Lap	Lap Tm	Diff	Time of Day
(271) GABRIEL FAVERO E SILVA			
1	1:22.628	+1.893	16:13:05.692
2	1:23.480	+2.745	16:14:29.172
3	1:22.557	+1.822	16:15:51.729
4	1:22.228	+1.493	16:17:13.957
5	1:21.637	+0.902	16:18:35.594
6	1:20.735	-	16:19:56.329
7	1:21.762	+1.027	16:21:18.091
8	1:22.550	+1.815	16:22:40.641
9	1:21.625	+0.890	16:24:02.266
10	1:22.368	+1.633	16:25:24.634
11	1:21.674	+0.939	16:26:46.308
12	1:53.615	+32.880	16:28:39.923

Lap	Lap Tm	Diff	Time of Day
(5) LEONARDO NUNES			
1	1:25.205	+2.854	16:13:15.773
2	1:24.766	+2.415	16:14:40.539
3	1:25.033	+2.682	16:16:05.572
4	1:23.671	+1.320	16:17:29.243
5	1:22.907	+0.556	16:18:52.150
6	1:24.131	+1.780	16:20:16.281
7	1:22.351	-	16:21:38.632
8	1:22.779	+0.428	16:23:01.411
9	1:22.885	+0.534	16:24:24.296
10	1:41.156	+18.805	16:26:05.452
11	1:25.777	+3.426	16:27:31.229
12	1:24.716	+2.365	16:28:55.945

Lap	Lap Tm	Diff	Time of Day
(42) IGOR MAGALHAES			
1	1:29.036	+6.924	16:13:21.292
2	1:25.126	+3.014	16:14:46.418
3	1:27.240	+5.128	16:16:13.658
4	1:26.149	+4.037	16:17:39.807
5	1:22.112	-	16:19:01.919

CRONOMETRAGEM FPrM

Orbits 4

Jorge L. Teixeira Jr
Leonardo Rosa

www.amb-it.com
www.mylaps.com

ensed to: Federaçao Paranaense de Motociclismo

