

3ª Etapa Paranaense de Velocross

230cc

Rio Negro-PR 0,000 Km

Prova

29/4/2012 15:30

Race (10:00 and 2 Laps)

Lap	Lap Tm	Diff	Time of Day
(26) DANIEL SCHMITZ			
1	1:21.723	+1.778	15:24:39.883
2	1:21.185	+1.240	15:26:01.068
3	1:23.110	+3.165	15:27:24.178
4	1:24.454	+4.509	15:28:48.632
5	1:21.777	+1.832	15:30:10.409
6	1:21.141	+1.196	15:31:31.550
7	1:19.945	-	15:32:51.495
8	1:22.555	+2.610	15:34:14.050
9	1:23.369	+3.424	15:35:37.419

Lap	Lap Tm	Diff	Time of Day
(10) WYLLYN RICHARD ALVES - BROA			
1	1:21.333	+1.405	15:24:38.847
2	1:19.928	-	15:25:58.775
3	1:23.993	+4.065	15:27:22.768
4	1:25.296	+5.368	15:28:48.064
5	1:21.840	+1.912	15:30:09.904
6	1:24.969	+5.041	15:31:34.873
7	1:22.977	+3.049	15:32:57.850
8	1:26.629	+6.701	15:34:24.479
9	1:28.691	+8.763	15:35:53.170

Lap	Lap Tm	Diff	Time of Day
(277) ARNALDO SOUZA DE LARA			
1	1:23.562	+1.737	15:24:43.718
2	1:21.825	-	15:26:05.543
3	1:22.809	+0.984	15:27:28.352
4	1:29.773	+7.948	15:28:58.125
5	1:26.904	+5.079	15:30:25.029
6	1:25.741	+3.916	15:31:50.770
7	1:25.731	+3.906	15:33:16.501
8	1:30.462	+8.637	15:34:46.963
9	1:29.599	+7.774	15:36:16.562

Lap	Lap Tm	Diff	Time of Day
(228) JACSON KEIL			
1	1:21.707	+0.140	15:24:38.156
2	1:21.567	-	15:25:59.723
3	1:23.820	+2.253	15:27:23.543
4	2:00.955	+39.388	15:29:24.498
5	1:22.067	+0.500	15:30:46.565
6	1:23.161	+1.594	15:32:09.726
7	1:26.322	+4.755	15:33:36.048
8	1:25.645	+4.078	15:35:01.693
9	1:27.089	+5.522	15:36:28.782

Lap	Lap Tm	Diff	Time of Day
(217) RODRIGO DE PAULA FERREIRA			
1	1:23.694	-	15:24:45.938
2	1:24.649	+0.955	15:26:10.587
3	1:26.922	+3.228	15:27:37.509
4	1:25.805	+2.111	15:29:03.314
5	1:34.088	+10.394	15:30:37.402
6	1:29.619	+5.925	15:32:07.021
7	1:27.673	+3.979	15:33:34.694
8	1:31.383	+7.689	15:35:06.077
9	1:34.720	+11.026	15:36:40.797

Lap	Lap Tm	Diff	Time of Day
(16) PRESLEI DE CARLI			
1	1:24.125	-	15:24:46.803
2	1:24.272	+0.147	15:26:11.075
3	1:27.665	+3.540	15:27:38.740
4	1:25.116	+0.991	15:29:03.856
5	1:34.087	+9.962	15:30:37.943
6	1:27.433	+3.308	15:32:05.376
7	1:24.350	+0.225	15:33:29.726
8	1:27.030	+2.905	15:34:56.756

Lap	Lap Tm	Diff	Time of Day
(29) JACO KOCH			
1	1:27.795	+3.319	15:24:52.348
2	1:26.172	+1.696	15:26:18.520
3	1:27.065	+2.589	15:27:45.585
4	1:24.476	-	15:29:10.061
5	1:29.700	+5.224	15:30:39.761
6	1:27.572	+3.096	15:32:07.333
7	1:27.948	+3.472	15:33:35.281
8	2:16.152	+51.676	15:35:51.433

Lap	Lap Tm	Diff	Time of Day
(9) VINICIUS HENRIQUE DAMKE			
1	1:28.874	-	15:24:57.070
2	1:30.845	+1.971	15:26:27.915
3	1:29.763	+0.889	15:27:57.678
4	1:34.209	+5.335	15:29:31.887
5	1:36.367	+7.493	15:31:08.254
6	1:37.887	+9.013	15:32:46.141
7	1:34.466	+5.592	15:34:20.607
8	1:30.926	+2.052	15:35:51.533

Lap	Lap Tm	Diff	Time of Day
(218) MATHEUS VIEIRA			
1	1:29.530	-	15:24:59.515
2	1:31.601	+2.071	15:26:31.116
3	1:29.627	+0.097	15:28:00.743
4	1:31.675	+2.145	15:29:32.418
5	1:31.248	+1.718	15:31:03.666
6	1:33.375	+3.845	15:32:37.041
7	1:35.305	+5.775	15:34:12.346
8	2:14.575	+45.045	15:36:26.921

Lap	Lap Tm	Diff	Time of Day
(353) RENE VAZ			
1	1:36.940	-	15:25:10.879
2	1:59.736	+22.796	15:27:10.615
3	1:37.486	+0.546	15:28:48.101
4	1:38.628	+1.688	15:30:26.729
5	1:37.280	+0.340	15:32:04.009
6	1:40.404	+3.464	15:33:44.413
7	1:38.753	+1.813	15:35:23.166
8	1:43.579	+6.639	15:37:06.745

Lap	Lap Tm	Diff	Time of Day
(128) EMERSON STRAPACAO			
1	1:38.144	+3.279	15:25:18.841
2	1:34.865	-	15:26:53.706
3	1:35.023	+0.158	15:28:28.729
4	1:37.714	+2.849	15:30:06.443
5	1:44.380	+9.515	15:31:50.823
6	1:42.898	+8.033	15:33:33.721
7	1:44.627	+9.762	15:35:18.348

Lap	Lap Tm	Diff	Time of Day
(199) LUIZ GUSTAVO BONE			
1	1:53.531	+21.535	15:25:24.484
2	2:30.939	+58.943	15:27:55.423
3	1:39.072	+7.076	15:29:34.495
4	1:34.092	+2.096	15:31:08.587
5	1:32.596	+0.600	15:32:41.183
6	1:31.996	-	15:34:13.179
7	1:36.670	+4.674	15:35:49.849

Lap	Lap Tm	Diff	Time of Day
(23) JOÃO CARLOS GRUBER			
1	1:35.983	-	15:25:41.468
2	1:38.050	+2.067	15:27:19.518
3	1:39.639	+3.656	15:28:59.157
4	1:36.011	+0.028	15:30:35.168
5	1:37.475	+1.492	15:32:12.643
6	2:24.033	+48.050	15:34:36.676
7	1:37.407	+1.424	15:36:14.083


Cronometragem FPRM

Orbits 4

Jorge L. Teixeira Jr.
Leonardo Rosa

www.amb-it.com
www.mylaps.com

ensend to: Federacao Paranaense de Motociclismo



3ª Etapa Paranaense de Velocross

Estreantes Especial

Rio Negro-PR 0,000 Km

Prova

28/4/2012 17:20

Race (8:00 and 2 Laps)

Lap	Lap Tm	Diff	Time of Day
(125) WELNER LINDENBERG FILHO			
1	1:28.655	+1.050	15:13:53.887
2	1:27.605	-	15:15:21.492
3	1:31.258	+3.653	15:16:52.750
4	1:43.479	+15.874	15:18:36.229
5	1:36.312	+8.707	15:20:12.541
6	1:35.371	+7.766	15:21:47.912
7	1:35.724	+8.119	15:23:23.636

Lap	Lap Tm	Diff	Time of Day
(314) MATHEUS MOCELIN			
1	1:33.461	+1.922	15:14:03.441
2	1:31.539	-	15:15:34.980
3	1:33.641	+2.102	15:17:08.621
4	1:32.282	+0.743	15:18:40.903
5	1:35.567	+4.028	15:20:16.470
6	1:38.851	+7.312	15:21:55.321
7	1:38.318	+6.779	15:23:33.639

Lap	Lap Tm	Diff	Time of Day
(25) ANILTON XIMENEZ			
1	1:34.136	+1.757	15:14:31.116
2	1:33.742	+1.363	15:16:04.858
3	1:33.525	+1.146	15:17:38.383
4	1:32.379	-	15:19:10.762
5	1:36.308	+3.929	15:20:47.070
6	1:33.670	+1.291	15:22:20.740
7	1:38.533	+6.154	15:23:59.273

Lap	Lap Tm	Diff	Time of Day
(43) FELIPE BANNACK			
1	1:29.329	-	15:13:58.277
2	1:32.302	+2.973	15:15:30.579
3	1:34.021	+4.692	15:17:04.600
4	1:40.853	+11.524	15:18:45.453
5	1:38.953	+9.624	15:20:24.406
6	1:58.955	+29.626	15:22:23.361
7	1:47.417	+18.088	15:24:10.778

Lap	Lap Tm	Diff	Time of Day
(126) HENRIQUE LUIS OLSEN			
1	1:35.344	+0.206	15:14:10.200
2	1:37.502	+2.364	15:15:47.702
3	1:38.123	+2.985	15:17:25.825
4	1:35.138	-	15:19:00.963
5	1:40.915	+5.777	15:20:41.878
6	1:43.671	+8.533	15:22:25.549
7	1:46.553	+11.415	15:24:12.102

Lap	Lap Tm	Diff	Time of Day
(69) JULIO CESAR VASELKOSKI			
1	1:34.220	+2.806	15:14:01.822
2	1:31.414	-	15:15:33.236
3	1:54.741	+23.327	15:17:27.977
4	1:40.145	+8.731	15:19:08.122
5	1:44.822	+13.408	15:20:52.944
6	1:42.241	+10.827	15:22:35.185
7	1:38.463	+7.049	15:24:13.648

Lap	Lap Tm	Diff	Time of Day
(411) GEOVANNI BEGNINI			
1	1:34.885	+3.592	15:14:08.641
2	1:40.330	+9.037	15:15:48.971
3	1:31.293	-	15:17:20.264
4	1:31.607	+0.314	15:18:51.871
5	1:33.133	+1.840	15:20:25.004
6	2:18.208	+46.915	15:22:43.212
7	1:31.521	+0.228	15:24:14.733

Lap	Lap Tm	Diff	Time of Day
(280) JULIO WESSLING			
1	1:58.959	+27.709	15:14:34.956

Lap	Lap Tm	Diff	Time of Day
2	1:31.250	-	15:16:06.206
3	1:49.321	+18.071	15:17:55.527
4	1:44.616	+13.366	15:19:40.143
5	1:36.291	+5.041	15:21:16.434
6	1:34.814	+3.564	15:22:51.248
7	1:44.851	+13.601	15:24:36.099

Lap	Lap Tm	Diff	Time of Day
(943) RAUL BRUNOSI JUNIOR			
1	1:46.013	+4.049	15:14:34.876
2	1:41.964	-	15:16:16.840
3	1:43.275	+1.311	15:18:00.115
4	1:43.967	+2.003	15:19:44.082
5	1:43.768	+1.804	15:21:27.850
6	1:47.946	+5.982	15:23:15.796
7	1:50.906	+8.942	15:25:06.702

Lap	Lap Tm	Diff	Time of Day
(84) CARILO PORKOTE			
1	1:35.844	+2.295	15:15:50.714
2	1:36.179	+2.630	15:17:26.893
3	1:39.175	+5.626	15:19:06.068
4	1:33.549	-	15:20:39.617
5	1:36.227	+2.678	15:22:15.844
6	1:35.221	+1.672	15:23:51.065

Lap	Lap Tm	Diff	Time of Day
(300) SERGIO SCHMIDT			
1	1:45.161	-	15:14:31.562
2	1:52.627	+7.466	15:16:24.189
3	1:48.367	+3.206	15:18:12.556
4	1:51.965	+6.804	15:20:04.521
5	1:59.833	+14.672	15:22:04.354
6	1:54.491	+9.330	15:23:58.845

Lap	Lap Tm	Diff	Time of Day
(337) GABRIEL CARVALHO DE LIMA			
1	1:52.257	+4.156	15:14:52.229
2	1:50.734	+2.633	15:16:42.963
3	1:48.101	-	15:18:31.064
4	1:50.171	+2.070	15:20:21.235
5	1:51.551	+3.450	15:22:12.786
6	1:50.661	+2.560	15:24:03.447

Lap	Lap Tm	Diff	Time of Day
(710) MARCELO BONIFACIO			
1	1:44.670	+4.194	15:14:36.516
2	1:40.476	-	15:16:16.992
3	1:55.021	+14.545	15:18:12.013
4	1:59.843	+19.367	15:20:11.856
5	1:59.950	+19.474	15:22:11.806
6	1:53.589	+13.113	15:24:05.395

Lap	Lap Tm	Diff	Time of Day
(507) DELTON BUTORI JUNIOR			
1	1:48.490	-	15:14:41.802
2	2:14.866	+26.376	15:16:56.668
3	1:57.000	+8.510	15:18:53.668
4	1:55.340	+6.850	15:20:49.008
5	1:53.890	+5.400	15:22:42.898
6	1:55.116	+6.626	15:24:38.014

Lap	Lap Tm	Diff	Time of Day
(288) RAFAEL PACHECO			
1	1:54.694	-	15:15:03.358
2	2:05.978	+11.284	15:17:09.336
3	2:05.013	+10.319	15:19:14.349
4	2:04.414	+9.720	15:21:18.763
5	2:03.806	+9.112	15:23:22.569
6	2:12.821	+18.127	15:25:35.390

Lap	Lap Tm	Diff	Time of Day
(13) JULIANO DIENER			
1	4:23.570	+2:44.059	15:17:15.311

Cronometragem FPRM

Orbits 4

Jorge L. Teixeira Jr.
Leonardo Rosa

www.amb-it.com
www.mylaps.com

ensed to: Federacao Paranaense de Motociclismo



3ª Etapa Paranaense de Velocross

Estreantes Nacional

Rio Negro-PR 0,000 Km

Prova

28/4/2012 17:00

Race (12:00 and 2 Laps)

Lap	Lap Tm	Diff	Time of Day
(218) MATHEUS VIEIRA			
1	1:33.354	+2.183	15:39:05.713
2	1:31.171	-	15:40:36.884
3	1:35.716	+4.545	15:42:12.600
4	1:35.004	+3.833	15:43:47.604
5	1:32.979	+1.808	15:45:20.583
6	1:33.341	+2.170	15:46:53.924
7	1:36.960	+5.789	15:48:30.884
8	1:38.222	+7.051	15:50:09.106
9	1:45.479	+14.308	15:51:54.585

Lap	Lap Tm	Diff	Time of Day
(28) JOAO VINICUS DE PAULA			
1	1:35.024	+2.606	15:39:25.406
2	1:32.418	-	15:40:57.824
3	1:35.913	+3.495	15:42:33.737
4	1:36.966	+4.548	15:44:10.703
5	1:33.518	+1.100	15:45:44.221
6	1:39.135	+6.717	15:47:23.356
7	1:37.655	+5.237	15:49:01.011
8	1:43.252	+10.834	15:50:44.263
9	1:36.092	+3.674	15:52:20.355

Lap	Lap Tm	Diff	Time of Day
(338) MAIRIM CARLOS BURIGO			
1	1:33.528	-	15:39:08.203
2	1:33.875	+0.347	15:40:42.078
3	1:38.578	+5.050	15:42:20.656
4	1:40.505	+6.977	15:44:01.161
5	1:40.945	+7.417	15:45:42.106
6	1:39.810	+6.282	15:47:21.916
7	1:40.810	+7.282	15:49:02.726
8	1:39.687	+6.159	15:50:42.413
9	1:45.861	+12.333	15:52:28.274

Lap	Lap Tm	Diff	Time of Day
(114) ERICSON KOCH			
1	1:41.035	+1.548	15:39:28.078
2	1:45.244	+5.757	15:41:13.322
3	1:39.487	-	15:42:52.809
4	1:40.829	+1.342	15:44:33.638
5	1:42.187	+2.700	15:46:15.825
6	1:44.211	+4.724	15:48:00.036
7	1:55.458	+15.971	15:49:55.494
8	1:49.827	+10.340	15:51:45.321
9	2:00.305	+20.818	15:53:45.626

Lap	Lap Tm	Diff	Time of Day
(226) ERICK GREBER			
1	1:39.355	+5.316	15:39:22.543
2	1:34.039	-	15:40:56.582
3	1:36.442	+2.403	15:42:33.024
4	1:38.414	+4.375	15:44:11.438
5	1:34.873	+0.834	15:45:46.311
6	1:39.749	+5.710	15:47:26.060
7	1:37.483	+3.444	15:49:03.543
8	2:59.980	+1:25.941	15:52:03.523

Lap	Lap Tm	Diff	Time of Day
(280) EDSON FRAZAO DA SILV SILVA			
1	1:42.375	+0.557	15:39:33.829
2	1:46.040	+4.222	15:41:19.869
3	1:44.279	+2.461	15:43:04.148
4	1:41.818	-	15:44:45.966
5	1:44.563	+2.745	15:46:30.529
6	1:43.763	+1.945	15:48:14.292
7	2:05.228	+23.410	15:50:19.520
8	1:44.881	+3.063	15:52:04.401

Lap	Lap Tm	Diff	Time of Day
(128) EMERSON STRAPAÇAO			

Lap	Lap Tm	Diff	Time of Day
1	1:43.316	+0.627	15:39:35.194
2	1:49.382	+6.693	15:41:24.576
3	1:42.689	-	15:43:07.265
4	1:45.771	+3.082	15:44:53.036
5	1:47.191	+4.502	15:46:40.227
6	2:02.878	+20.189	15:48:43.105
7	1:48.259	+5.570	15:50:31.364
8	1:54.711	+12.022	15:52:26.075

Lap	Lap Tm	Diff	Time of Day
(9) VINICIUS HENRIQUE DAMKE			
1	1:35.626	+0.207	15:39:14.871
2	1:35.419	-	15:40:50.290
3	1:38.697	+3.278	15:42:28.987
4	2:28.191	+52.772	15:44:57.178
5	1:44.142	+8.723	15:46:41.320
6	2:16.460	+41.041	15:48:57.780
7	1:50.584	+15.165	15:50:48.364
8	1:45.976	+10.557	15:52:34.340

Lap	Lap Tm	Diff	Time of Day
(225) JACKSON ESTEVAO			
1	1:55.881	+4.400	15:39:58.145
2	1:52.540	+1.059	15:41:50.685
3	1:56.362	+4.881	15:43:47.047
4	1:58.812	+7.331	15:45:45.859
5	1:52.520	+1.039	15:47:38.379
6	1:51.481	-	15:49:29.860
7	1:54.664	+3.183	15:51:24.524
8	1:58.917	+7.436	15:53:23.441

Lap	Lap Tm	Diff	Time of Day
(182) ANDREI TRAMONTIN			
1	1:59.616	+8.939	15:40:00.142
2	1:51.605	+0.928	15:41:51.747
3	1:50.677	-	15:43:42.424
4	2:38.455	+47.778	15:46:20.879
5	1:58.620	+7.943	15:48:19.499
6	2:02.687	+12.010	15:50:22.186
7	2:03.050	+12.373	15:52:25.236

Lap	Lap Tm	Diff	Time of Day
(737) MAYKON WILIAN			
1	1:47.865	-	15:39:51.731
2	1:54.809	+6.944	15:41:46.540
3	2:37.273	+49.408	15:44:23.813
4	2:56.777	+1:08.912	15:47:20.590
5	2:05.432	+17.567	15:49:26.022
6	1:56.034	+8.169	15:51:22.056
7	1:59.200	+11.335	15:53:21.256

Lap	Lap Tm	Diff	Time of Day
(33) MARCOS ALBERTO SILVA SILVA			
1	1:44.688	+1.255	15:39:38.193
2	1:43.979	+0.546	15:41:22.172
3	1:43.433	-	15:43:05.605
4	6:32.719	+4:49.286	15:49:38.324
5	1:47.553	+4.120	15:51:25.877
6	1:50.646	+7.213	15:53:16.523

Lap	Lap Tm	Diff	Time of Day
(13) TADEU JOSE SILVESTRE DA CRUZ			
1	2:33.798	-	15:40:49.181
2	3:36.128	+1:02.330	15:44:25.309
3	2:47.950	+14.152	15:47:13.259
4	4:00.458	+1:26.660	15:51:13.717
5	2:56.886	+23.088	15:54:10.603

Lap	Lap Tm	Diff	Time of Day
(217) RODRIGO DE PAULA FERREIRA			
1	1:36.636	+3.969	15:39:13.246
2	1:32.667	-	15:40:45.913
3	1:36.190	+3.523	15:42:22.103

Lap	Lap Tm	Diff	Time of Day
4	1:32.731	+0.064	15:43:54.834
5	1:35.671	+3.004	15:45:30.505
6	1:34.760	+2.093	15:47:05.265
7	1:38.503	+5.836	15:48:43.768
8	1:38.892	+6.225	15:50:22.660

Lap	Lap Tm	Diff	Time of Day
(19) THIAGO WINIARSKI			
1	1:33.635	-	15:39:09.182
2	2:06.294	+32.659	15:41:15.476
3	1:38.422	+4.787	15:42:53.898
4	1:37.557	+3.922	15:44:31.455
5	1:37.709	+4.074	15:46:09.164
6	1:36.023	+2.388	15:47:45.187
7	1:35.525	+1.890	15:49:20.712
8	1:40.101	+6.466	15:51:00.813

Lap	Lap Tm	Diff	Time of Day
(738) FERNANDO DIONATAN			
1	1:33.560	-	15:39:11.193
2	1:38.109	+4.549	15:40:49.302
3	1:36.032	+2.472	15:42:25.334
4	1:37.085	+3.525	15:44:02.419
5	1:40.654	+7.094	15:45:43.073
6	1:39.399	+5.839	15:47:22.472
7	2:14.284	+40.724	15:49:36.756
8	1:46.338	+12.778	15:51:23.094

Lap	Lap Tm	Diff	Time of Day
(331) ELIEZER RIBEIRO PINTO JUNIOR			
1	1:44.610	-	15:39:36.653
2	3:09.578	+1:24.968	15:42:46.231
3	1:49.066	+4.456	15:44:35.297
4	1:46.321	+1.711	15:46:21.618
5	1:45.843	+1.233	15:48:07.461
6	1:52.529	+7.919	15:49:59.990
7	1:53.485	+8.875	15:51:53.475

Lap	Lap Tm	Diff	Time of Day
(89) RODRIGO MOREIRA PAES			
1	1:32.949	-	15:39:17.152
2	1:36.981	+4.032	15:40:54.133
3	1:37.570	+4.621	15:42:31.703
4	1:37.363	+4.414	15:44:09.066
5	1:35.990	+3.041	15:45:45.056
6	1:39.582	+6.633	15:47:24.638

Lap	Lap Tm	Diff	Time of Day
(35) MATHEUS WILLYAN RIBEIRO			
1	1:40.544	+7.155	15:39:29.077
2	1:33.389	-	15:41:02.466
3	1:34.962	+1.573	15:42:37.428
4	1:35.480	+2.091	15:44:12.908
5	1:35.254	+1.865	15:45:48.162

Lap	Lap Tm	Diff	Time of Day
(145) JERSON KOCH			
1	2:14.947	+25.185	15:40:20.265
2	2:57.384	+1:07.622	15:43:17.649
3	1:49.762	-	15:45:07.411
4	1:57.196	+7.434	15:47:04.607

Lap	Lap Tm	Diff	Time of Day
(7) BRUNO WATRAS			
1	1:36.328	-	15:39:39.217
2	3:00.308	+1:23.980	15:42:39.525

Lap	Lap Tm	Diff	Time of Day
(285) MARCELO COUTO			
1	2:56.516	-	15:41:22.265


Cronometragem FPRM

Orbits 4

Jorge L. Teixeira Jr.
Leonardo Rosa

www.amb-it.com
www.mylaps.com

ensed to: Federacao Paranaense de Motociclismo



3ª Etapa Paranaense de Velocross

STREET

Rio Negro-PR 0,000 Km

Prova

29/4/2012 12:00

Race (10:00 and 2 Laps)

Lap	Lap Tm	Diff	Time of Day
(10) WYLLYN RICHARD ALVES - BROA			
1	1:36.361	+6.275	11:10:12.197
2	1:34.884	+4.798	11:11:47.081
3	1:34.288	+4.202	11:13:21.369
4	1:34.289	+4.203	11:14:55.658
5	1:30.086	-	11:16:25.744
6	1:36.705	+6.619	11:18:02.449
7	1:42.227	+12.141	11:19:44.676
8	1:41.856	+11.770	11:21:26.532

Lap	Lap Tm	Diff	Time of Day
(4) DHUAN ROMANOWSKI			
1	1:43.995	+7.022	11:10:27.907
2	1:37.256	+0.283	11:12:05.163
3	1:36.973	-	11:13:42.136
4	1:41.206	+4.233	11:15:23.342
5	1:42.821	+5.848	11:17:06.163
6	1:53.379	+16.406	11:18:59.542
7	1:47.432	+10.459	11:20:46.974
8	1:40.767	+3.794	11:22:27.741

Lap	Lap Tm	Diff	Time of Day
(23) PAULO SERGIO COELHO ANTUNES			
1	1:47.856	+10.619	11:10:40.802
2	1:45.281	+8.044	11:12:26.083
3	1:37.237	-	11:14:03.320
4	1:37.511	+0.274	11:15:40.831
5	1:45.225	+7.988	11:17:26.056
6	1:46.743	+9.506	11:19:12.799
7	1:45.484	+8.247	11:20:58.283
8	1:39.211	+1.974	11:22:37.494

Lap	Lap Tm	Diff	Time of Day
(609) ILIO VENET			
1	2:04.520	+26.329	11:10:37.927
2	1:38.191	-	11:12:16.118
3	1:39.044	+0.853	11:13:55.162
4	1:41.343	+3.152	11:15:36.505
5	1:41.284	+3.093	11:17:17.789
6	1:49.426	+11.235	11:19:07.215
7	1:48.249	+10.058	11:20:55.464
8	1:42.465	+4.274	11:22:37.929

Lap	Lap Tm	Diff	Time of Day
(943) RAUL BRUNOSI JUNIOR			
1	1:43.992	+4.773	11:10:27.213
2	1:49.804	+10.585	11:12:17.017
3	1:41.283	+2.064	11:13:58.300
4	1:39.219	-	11:15:37.519
5	2:02.027	+22.808	11:17:39.546
6	1:58.790	+19.571	11:19:38.336
7	1:45.506	+6.287	11:21:23.842
8	1:45.748	+6.529	11:23:09.590

Lap	Lap Tm	Diff	Time of Day
(3) CHRISTOPHER AMHOF PAUL			
1	1:50.785	+7.305	11:10:51.171
2	1:47.756	+4.276	11:12:38.927
3	1:45.453	+1.973	11:14:24.380
4	1:43.480	-	11:16:07.860
5	1:47.009	+3.529	11:17:54.869
6	1:48.620	+5.140	11:19:43.489
7	1:49.488	+6.008	11:21:32.977

Lap	Lap Tm	Diff	Time of Day
(426) CELIO KUPKA			
1	1:46.667	+0.155	11:10:44.607
2	1:47.760	+1.248	11:12:32.367
3	1:48.422	+1.910	11:14:20.789
4	1:46.512	-	11:16:07.301
5	1:54.446	+7.934	11:18:01.747

Lap	Lap Tm	Diff	Time of Day
6	1:53.450	+6.938	11:19:55.197
7	1:51.348	+4.836	11:21:46.545

Lap	Lap Tm	Diff	Time of Day
(8) BEN-HUR PILLATI			
1	2:08.480	+25.666	11:11:21.715
2	1:47.727	+4.913	11:13:09.442
3	1:45.253	+2.439	11:14:54.695
4	1:47.967	+5.153	11:16:42.662
5	1:42.814	-	11:18:25.476
6	1:50.770	+7.956	11:20:16.246
7	1:48.350	+5.536	11:22:04.596

Lap	Lap Tm	Diff	Time of Day
(81) ADILAR SAMWAYS NETO			
1	1:44.399	-	11:10:45.440
2	1:47.933	+3.534	11:12:33.373
3	1:48.102	+3.703	11:14:21.475
4	1:49.415	+5.016	11:16:10.890
5	1:54.085	+9.686	11:18:04.975
6	2:30.513	+46.114	11:20:35.488
7	1:56.797	+12.398	11:22:32.285

Lap	Lap Tm	Diff	Time of Day
(314) RAFAEL HÜBNER			
1	1:46.593	-	11:10:43.436
2	3:53.045	+2:06.452	11:14:36.481
3	2:01.701	+15.108	11:16:38.182
4	2:36.519	+49.926	11:19:14.701
5	2:23.746	+37.153	11:21:38.447

Lap	Lap Tm	Diff	Time of Day
(35) MATHEUS WILLYAN RIBEIRO			
1	1:46.291	-	11:10:41.265
2	1:59.385	+13.094	11:12:40.650
3	2:26.117	+39.826	11:15:06.767
4	3:56.015	+2:09.724	11:19:02.782
5	2:42.195	+55.904	11:21:44.977

Lap	Lap Tm	Diff	Time of Day
(29) EDUARDO MELLO CARLOTO			
1	1:49.994	+1.697	11:10:52.861
2	1:54.622	+6.325	11:12:47.483
3	1:49.458	+1.161	11:14:36.941
4	1:48.297	-	11:16:25.238
5	7:12.832	+5:24.535	11:23:38.070

Lap	Lap Tm	Diff	Time of Day
(512) JOÃO PAULO FONSECA			
1	1:33.927	+3.213	11:10:18.576
2	1:32.046	+1.332	11:11:50.622
3	1:32.529	+1.815	11:13:23.151
4	1:33.989	+3.275	11:14:57.140
5	1:30.714	-	11:16:27.854
6	1:33.924	+3.210	11:18:01.778

Lap	Lap Tm	Diff	Time of Day
(36) MAURICIO JOSÉ VIEIRA SOUZA			
1	2:00.950	+3.926	11:11:26.006
2	1:59.142	+2.118	11:13:25.148
3	1:57.024	-	11:15:22.172
4	3:44.120	+1:47.096	11:19:06.292

Lap	Lap Tm	Diff	Time of Day
(20) FILIPE FERENTZ			
1	2:09.493	+23.969	11:10:57.600
2	1:45.524	-	11:12:43.124
3	2:17.921	+32.397	11:15:01.045

Lap	Lap Tm	Diff	Time of Day
(145) JERSON KOCH			
1	1:58.107	-	11:11:02.601
2	2:29.148	+31.041	11:13:31.749

Cronometragem FPRM

Orbits 4

Jorge L. Teixeira Jr.
Leonardo Rosa

www.amb-it.com
www.mylaps.com

ponsored to: Federaçao Paranaense de Motociclismo



3ª Etapa Paranaense de Velocross

VX 1

Rio Negro-PR 0,000 Km

Prova

29/4/2012 17:00

Race (20:00 and 2 Laps)

Lap	Lap Tm	Diff	Time of Day
(175) LUIS FELIPE FIETZ			
1	1:17.312	+2.569	17:36:18.986
2	1:16.066	+1.323	17:37:35.052
3	1:18.584	+3.841	17:38:53.636
4	1:19.791	+5.048	17:40:13.427
5	1:14.743	-	17:41:28.170
6	1:16.966	+2.223	17:42:45.136
7	1:17.875	+3.132	17:44:03.011
8	1:18.253	+3.510	17:45:21.264
9	1:21.665	+6.922	17:46:42.929
10	1:20.503	+5.760	17:48:03.432
11	1:22.567	+7.824	17:49:25.999
12	1:23.083	+8.340	17:50:49.082
13	1:22.100	+7.357	17:52:11.182
14	1:23.205	+8.462	17:53:34.387
15	1:21.131	+6.388	17:54:55.518
16	1:22.936	+8.193	17:56:18.454
17	1:25.460	+10.717	17:57:43.914

Lap	Lap Tm	Diff	Time of Day
(124) MARCOS PAULO HOLTMAN			
1	1:16.852	+0.258	17:36:18.093
2	1:16.594	-	17:37:34.687
3	1:20.888	+4.294	17:38:55.575
4	1:21.848	+5.254	17:40:17.423
5	1:17.542	+0.948	17:41:34.965
6	1:18.953	+2.359	17:42:53.918
7	1:19.445	+2.851	17:44:13.363
8	1:18.019	+1.425	17:45:31.382
9	1:18.566	+1.972	17:46:49.948
10	1:26.898	+10.304	17:48:16.846
11	1:23.525	+6.931	17:49:40.371
12	1:19.758	+3.164	17:51:00.129
13	1:23.104	+6.510	17:52:23.233
14	1:21.274	+4.680	17:53:44.507
15	1:21.474	+4.880	17:55:05.981
16	1:21.726	+5.132	17:56:27.707
17	1:23.740	+7.146	17:57:51.447

Lap	Lap Tm	Diff	Time of Day
(307) JEISON SCHEIDT			
1	1:17.515	+0.093	17:36:23.833
2	1:17.422	-	17:37:41.255
3	1:22.794	+5.372	17:39:04.049
4	1:21.419	+3.997	17:40:25.468
5	1:21.571	+4.149	17:41:47.039
6	1:19.483	+2.061	17:43:06.522
7	1:19.045	+1.623	17:44:25.567
8	1:20.048	+2.626	17:45:45.615
9	1:20.735	+3.313	17:47:06.350
10	1:22.397	+4.975	17:48:28.747
11	1:23.810	+6.388	17:49:52.557
12	1:21.818	+4.396	17:51:14.375
13	1:21.495	+4.073	17:52:35.870
14	1:21.911	+4.489	17:53:57.781
15	1:20.721	+3.299	17:55:18.502
16	1:24.029	+6.607	17:56:42.531
17	1:21.251	+3.829	17:58:03.782

Lap	Lap Tm	Diff	Time of Day
(10) GUSTAVO OLIVEIRA			
1	1:23.643	+2.279	17:36:37.390
2	1:21.364	-	17:37:58.754
3	1:22.322	+0.958	17:39:21.076
4	1:21.629	+0.265	17:40:42.705
5	1:22.394	+1.030	17:42:05.099
6	1:22.943	+1.579	17:43:28.042
7	1:25.091	+3.727	17:44:53.133

Lap	Lap Tm	Diff	Time of Day
8	1:24.547	+3.183	17:46:17.680
9	1:25.750	+4.386	17:47:43.430
10	1:23.380	+2.016	17:49:06.810
11	1:23.432	+2.068	17:50:30.242
12	1:27.338	+5.974	17:51:57.580
13	1:25.367	+4.003	17:53:22.947
14	1:24.442	+3.078	17:54:47.389
15	1:26.265	+4.901	17:56:13.654
16	1:25.552	+4.188	17:57:39.206
17	1:24.994	+3.630	17:59:04.200

Lap	Lap Tm	Diff	Time of Day
(788) PAULO STEDILE			
1	1:16.924	+2.115	17:36:20.269
2	1:16.180	+1.371	17:37:36.449
3	1:20.204	+5.395	17:38:56.653
4	1:18.139	+3.330	17:40:14.792
5	1:14.809	-	17:41:29.601
6	2:45.683	+1:30.874	17:44:15.284
7	1:23.756	+8.947	17:45:39.040
8	1:22.785	+7.976	17:47:01.825
9	1:23.223	+8.414	17:48:25.048
10	1:25.019	+10.210	17:49:50.067
11	1:20.255	+5.446	17:51:10.322
12	1:18.966	+4.157	17:52:29.288
13	1:19.950	+5.141	17:53:49.238
14	1:22.447	+7.638	17:55:11.685
15	1:20.103	+5.294	17:56:31.788
16	1:22.229	+7.420	17:57:54.017

Lap	Lap Tm	Diff	Time of Day
(17) TIAGO CALIXTRO			
1	1:42.872	+23.051	17:36:59.842
2	1:22.582	+2.761	17:38:22.424
3	1:23.104	+3.283	17:39:45.528
4	1:20.581	+0.760	17:41:06.109
5	1:19.821	-	17:42:25.930
6	1:21.020	+1.199	17:43:46.950
7	1:21.946	+2.125	17:45:08.896
8	1:24.019	+4.198	17:46:32.915
9	1:24.484	+4.663	17:47:57.399
10	1:24.830	+5.009	17:49:22.229
11	1:26.052	+6.231	17:50:48.281
12	1:25.881	+6.060	17:52:14.162
13	1:24.840	+5.019	17:53:39.002
14	1:23.670	+3.849	17:55:02.672
15	1:28.053	+8.232	17:56:30.725
16	1:24.752	+4.931	17:57:55.477

Lap	Lap Tm	Diff	Time of Day
(46) FLAVIANO RAMOS			
1	1:49.955	+26.905	17:37:06.119
2	1:25.708	+2.658	17:38:31.827
3	1:28.703	+5.653	17:40:00.530
4	1:25.212	+2.162	17:41:25.742
5	1:26.849	+3.799	17:42:52.591
6	1:25.109	+2.059	17:44:17.700
7	1:23.616	+0.566	17:45:41.316
8	1:23.050	-	17:47:04.366
9	1:23.096	+0.046	17:48:27.462
10	1:28.680	+5.630	17:49:56.142
11	1:24.805	+1.755	17:51:20.947
12	1:25.064	+2.014	17:52:46.011
13	1:28.994	+5.944	17:54:15.005
14	1:25.483	+2.433	17:55:40.488
15	1:28.951	+5.901	17:57:09.439
16	1:28.918	+5.868	17:58:38.357

Lap	Lap Tm	Diff	Time of Day
(4) TIAGO PYKOCZ			

Lap	Lap Tm	Diff	Time of Day
1	1:27.693	+4.154	17:36:42.618
2	1:23.539	-	17:38:06.157
3	1:25.990	+2.451	17:39:32.147
4	1:23.552	+0.013	17:40:55.699
5	1:24.595	+1.056	17:42:20.294
6	1:25.695	+2.156	17:43:45.989
7	1:25.983	+2.444	17:45:11.972
8	1:35.968	+12.429	17:46:47.940
9	1:28.583	+5.044	17:48:16.523
10	1:32.240	+8.701	17:49:48.763
11	1:28.903	+5.364	17:51:17.666
12	1:27.827	+4.288	17:52:45.493
13	1:28.112	+4.573	17:54:13.605
14	1:29.721	+6.182	17:55:43.326
15	1:32.726	+9.187	17:57:16.052
16	1:32.875	+9.336	17:58:48.927

Lap	Lap Tm	Diff	Time of Day
(800) ALENCAR KREFTA			
1	1:21.983	-	17:36:33.651
2	1:22.943	+0.960	17:37:56.594
3	1:22.464	+0.481	17:39:19.058
4	1:22.620	+0.637	17:40:41.678
5	1:22.534	+0.551	17:42:04.212
6	1:24.499	+2.516	17:43:28.711
7	1:27.669	+5.686	17:44:56.380
8	1:27.795	+5.812	17:46:24.175
9	1:29.266	+7.283	17:47:53.441
10	1:27.658	+5.675	17:49:21.099
11	1:30.547	+8.564	17:50:51.646
12	1:34.013	+12.030	17:52:25.659
13	1:37.031	+15.048	17:54:02.690
14	1:29.740	+7.757	17:55:32.430
15	1:56.430	+34.447	17:57:28.860
16	1:30.775	+8.792	17:58:59.635

Lap	Lap Tm	Diff	Time of Day
(705) JEOVANE BAPTISTAO			
1	1:38.440	+6.768	17:37:09.763
2	1:37.628	+5.956	17:38:47.391
3	1:34.935	+3.263	17:40:22.326
4	1:33.621	+1.949	17:41:55.947
5	1:31.672	-	17:43:27.619
6	1:38.014	+6.342	17:45:05.633
7	1:41.183	+9.511	17:46:46.816
8	1:37.234	+5.562	17:48:24.050
9	1:33.540	+1.868	17:49:57.590
10	1:34.271	+2.599	17:51:31.861
11	1:35.033	+3.361	17:53:06.894
12	1:34.160	+2.488	17:54:41.054
13	1:35.074	+3.402	17:56:16.128
14	1:33.843	+2.171	17:57:49.971

Lap	Lap Tm	Diff	Time of Day
(280) JULIO WESSLING			
1	1:56.754	+31.997	17:37:10.353
2	1:53.309	+28.552	17:39:03.662
3	1:29.416	+4.659	17:40:33.078
4	1:27.000	+2.243	17:42:00.078
5	1:27.749	+2.992	17:43:27.827
6	1:24.757	-	17:44:52.584
7	4:35.928	+3:11.171	17:49:28.512
8	1:26.160	+1.403	17:50:54.672
9	1:27.819	+3.062	17:52:22.491
10	1:25.259	+0.502	17:53:47.750
11	1:28.049	+3.292	17:55:15.799
12	1:33.169	+8.412	17:56:48.968
13	1:39.204	+14.447	17:58:28.172

Cronometragem FPRM

Orbits 4


Jorge L. Teixeira Jr.

www.amb-it.com

Leonardo Rosa

www.mylaps.com

ensed to: Federacao Paranaense de Motociclismo



3ª Etapa Paranaense de Velocross

VX 1

Rio Negro-PR 0,000 Km

Prova

29/4/2012 17:00

Race (20:00 and 2 Laps)

Lap	Lap Tm	Diff	Time of Day
(99) JONAS CECCON			
1	1:44.853	+8.369	17:37:08.813
2	1:36.484	-	17:38:45.297
3	2:37.566	+1:01.082	17:41:22.863
4	1:40.581	+4.097	17:43:03.444
5	1:40.662	+4.178	17:44:44.106
6	1:42.874	+6.390	17:46:26.980
7	1:46.851	+10.367	17:48:13.831
8	1:42.403	+5.919	17:49:56.234
9	2:39.636	+1:03.152	17:52:35.870
10	1:44.896	+8.412	17:54:20.766
11	4:34.592	+2:58.108	17:58:55.358

Lap	Lap Tm	Diff	Time of Day
(26) THIAGO ERDMANN			
1	1:22.329	+0.413	17:36:32.089
2	1:22.906	+0.990	17:37:54.995
3	1:22.577	+0.661	17:39:17.572
4	1:21.916	-	17:40:39.488
5	1:22.673	+0.757	17:42:02.161
6	1:27.096	+5.180	17:43:29.257
7	1:28.202	+6.286	17:44:57.459
8	1:27.407	+5.491	17:46:24.866
9	1:29.459	+7.543	17:47:54.325
10	2:11.484	+49.568	17:50:05.809

Lap	Lap Tm	Diff	Time of Day
(15) DEIVID SOUZA OLIVEIRA			
1	1:27.758	-	17:36:47.508

Lap	Lap Tm	Diff	Time of Day
-----	--------	------	-------------

Lap	Lap Tm	Diff	Time of Day
-----	--------	------	-------------



3ª Etapa Paranaense de Velocross

VX 2

Rio Negro-PR 0,000 Km

Prova

29/4/2012 15:20

Race (15:00 and 2 Laps)

Lap	Lap Tm	Diff	Time of Day
(788) PAULO STEDILE			
1	1:18.009	-	14:43:21.544
2	1:20.247	+2.238	14:44:41.791
3	1:24.233	+6.224	14:46:06.024
4	1:19.875	+1.866	14:47:25.899
5	1:18.843	+0.834	14:48:44.742
6	1:23.138	+5.129	14:50:07.880
7	1:19.525	+1.516	14:51:27.405
8	1:21.300	+3.291	14:52:48.705
9	1:24.030	+6.021	14:54:12.735
10	1:20.846	+2.837	14:55:33.581
11	1:21.933	+3.924	14:56:55.514
12	1:19.997	+1.988	14:58:15.511
13	1:26.773	+8.764	14:59:42.284

Lap	Lap Tm	Diff	Time of Day
(175) LUIS FELIPE FIETZ			
1	1:22.586	+2.162	14:43:29.702
2	1:20.584	+0.160	14:44:50.286
3	1:22.129	+1.705	14:46:12.415
4	1:23.750	+3.326	14:47:36.165
5	1:21.390	+0.966	14:48:57.555
6	1:20.424	-	14:50:17.979
7	1:23.267	+2.843	14:51:41.246
8	1:22.262	+1.838	14:53:03.508
9	1:21.913	+1.489	14:54:25.421
10	1:22.297	+1.873	14:55:47.718
11	1:25.742	+5.318	14:57:13.460
12	1:25.470	+5.046	14:58:38.930
13	1:26.005	+5.581	15:00:04.935

Lap	Lap Tm	Diff	Time of Day
(17) TIAGO CALIXTRO			
1	1:24.554	+4.559	14:43:33.374
2	1:21.037	+1.042	14:44:54.411
3	1:19.995	-	14:46:14.406
4	1:30.849	+10.854	14:47:45.255
5	1:26.125	+6.130	14:49:11.380
6	1:21.398	+1.403	14:50:32.778
7	1:21.169	+1.174	14:51:53.947
8	1:23.788	+3.793	14:53:17.735
9	1:23.729	+3.734	14:54:41.464
10	1:22.822	+2.827	14:56:04.286
11	1:24.864	+4.869	14:57:29.150
12	1:21.852	+1.857	14:58:51.002
13	1:26.730	+6.735	15:00:17.732

Lap	Lap Tm	Diff	Time of Day
(307) JEISON SCHEIDT			
1	1:25.353	+4.262	14:43:35.551
2	1:22.043	+0.952	14:44:57.594
3	1:22.908	+1.817	14:46:20.502
4	1:24.995	+3.904	14:47:45.497
5	1:28.244	+7.153	14:49:13.741
6	1:21.932	+0.841	14:50:35.673
7	1:22.367	+1.276	14:51:58.040
8	1:25.321	+4.230	14:53:23.361
9	1:23.365	+2.274	14:54:46.726
10	1:24.539	+3.448	14:56:11.265
11	1:21.091	-	14:57:32.356
12	1:22.814	+1.723	14:58:55.170
13	1:24.957	+3.866	15:00:20.127

Lap	Lap Tm	Diff	Time of Day
(4) TIAGO PYKOCZ			
1	1:24.265	+1.029	14:43:36.765
2	1:24.752	+1.516	14:45:01.517
3	1:23.236	-	14:46:24.753
4	1:24.831	+1.595	14:47:49.584

Lap	Lap Tm	Diff	Time of Day
5	1:29.822	+6.586	14:49:19.406
6	1:27.886	+4.650	14:50:47.292
7	1:25.668	+2.432	14:52:12.960
8	1:27.924	+4.688	14:53:40.884
9	1:27.622	+4.386	14:55:08.506
10	1:33.336	+10.100	14:56:41.842
11	1:28.465	+5.229	14:58:10.307
12	1:30.127	+6.891	14:59:40.434
13	1:34.511	+11.275	15:01:14.945

Lap	Lap Tm	Diff	Time of Day
(124) MARCOS PAULO HOLTMAN			
1	1:23.175	-	14:43:52.662
2	1:31.987	+8.812	14:45:24.649
3	1:23.897	+0.722	14:46:48.546
4	1:25.739	+2.564	14:48:14.285
5	1:29.181	+6.006	14:49:43.466
6	1:28.211	+5.036	14:51:11.677
7	1:26.808	+3.633	14:52:38.485
8	1:27.141	+3.966	14:54:05.626
9	1:24.519	+1.344	14:55:30.145
10	1:24.402	+1.227	14:56:54.547
11	1:24.452	+1.277	14:58:18.999
12	1:24.258	+1.083	14:59:43.257

Lap	Lap Tm	Diff	Time of Day
(280) JULIO WESSLING			
1	1:28.235	+1.286	14:43:43.954
2	1:26.949	-	14:45:10.903
3	1:29.922	+2.973	14:46:40.825
4	1:30.570	+3.621	14:48:11.395
5	1:31.493	+4.544	14:49:42.888
6	1:28.437	+1.488	14:51:11.325
7	1:31.083	+4.134	14:52:42.408
8	1:31.544	+4.595	14:54:13.952
9	1:30.456	+3.507	14:55:44.408
10	1:34.932	+7.983	14:57:19.340
11	1:29.609	+2.660	14:58:48.949
12	1:27.765	+0.816	15:00:16.714

Lap	Lap Tm	Diff	Time of Day
(69) JULIO CESAR VASELKOSKI			
1	1:27.074	-	14:43:45.473
2	1:27.318	+0.244	14:45:12.791
3	1:31.161	+4.087	14:46:43.952
4	1:28.849	+1.775	14:48:12.801
5	1:32.840	+5.766	14:49:45.641
6	1:27.492	+0.418	14:51:13.133
7	1:33.613	+6.539	14:52:46.746
8	1:28.630	+1.556	14:54:15.376
9	1:34.067	+6.993	14:55:49.443
10	1:30.805	+3.731	14:57:20.248
11	1:29.836	+2.762	14:58:50.084
12	1:29.048	+1.974	15:00:19.132

Lap	Lap Tm	Diff	Time of Day
(705) JEOVANE BAPTISTAO			
1	1:31.986	+3.981	14:44:11.203
2	1:32.064	+4.059	14:45:43.267
3	1:29.805	+1.800	14:47:13.072
4	1:28.005	-	14:48:41.077
5	1:47.372	+19.367	14:50:28.449
6	1:33.635	+5.630	14:52:02.084
7	1:33.297	+5.292	14:53:35.381
8	1:32.255	+4.250	14:55:07.636
9	1:32.837	+4.832	14:56:40.473
10	1:28.011	+0.006	14:58:08.484
11	1:28.657	+0.652	14:59:37.141
12	1:33.504	+5.499	15:01:10.645

Lap	Lap Tm	Diff	Time of Day
(13) JULIANO DIENER			
1	1:35.731	+2.527	14:44:32.620
2	1:33.204	-	14:46:05.824
3	1:35.742	+2.538	14:47:41.566
4	1:37.606	+4.402	14:49:19.172
5	1:39.799	+6.595	14:50:58.971
6	1:37.748	+4.544	14:52:36.719
7	1:35.591	+2.387	14:54:12.310
8	1:40.689	+7.485	14:55:52.999
9	1:35.316	+2.112	14:57:28.315
10	1:37.069	+3.865	14:59:05.384
11	1:37.835	+4.631	15:00:43.219

Lap	Lap Tm	Diff	Time of Day
(300) SERGIO SCHMIDT			
1	1:34.640	+1.006	14:44:30.588
2	1:40.072	+6.438	14:46:10.660
3	1:33.634	-	14:47:44.294
4	1:40.665	+7.031	14:49:24.959
5	1:38.317	+4.683	14:51:03.276
6	2:19.875	+46.241	14:53:23.151
7	1:42.453	+8.819	14:55:05.604
8	1:52.769	+19.135	14:56:58.373
9	1:39.394	+5.760	14:58:37.767
10	1:38.587	+4.953	15:00:16.354

Lap	Lap Tm	Diff	Time of Day
(126) HENRIQUE LUIS OLSEN			
1	1:34.504	+2.410	14:43:58.188
2	1:33.619	+1.525	14:45:31.807
3	1:33.116	+1.022	14:47:04.923
4	1:32.862	+0.768	14:48:37.785
5	1:32.220	+0.126	14:50:10.005
6	1:35.948	+3.854	14:51:45.953
7	4:42.129	+3:10.035	14:56:28.082
8	1:35.014	+2.920	14:58:03.096
9	1:33.007	+0.913	14:59:36.103
10	1:32.094	-	15:01:08.197

Lap	Lap Tm	Diff	Time of Day
(15) DEIVID SOUZA OLIVEIRA			
1	1:27.648	+3.926	14:43:47.210
2	1:26.011	+2.289	14:45:13.221
3	1:23.722	-	14:46:36.943
4	1:28.518	+4.796	14:48:05.461
5	1:31.694	+7.972	14:49:37.155

Lap	Lap Tm	Diff	Time of Day
(26) THIAGO ERDMANN			
1	1:30.952	+5.797	14:43:58.577
2	1:25.155	-	14:45:23.732

Lap	Lap Tm	Diff	Time of Day
(10) GUSTAVO OLIVEIRA			
1	1:26.880	+5.518	14:43:34.991
2	1:21.362	-	14:44:56.353
3	1:48.643	+27.281	14:46:44.996
4	1:28.033	+6.671	14:48:13.029
5	1:26.187	+4.825	14:49:39.216
6	1:24.930	+3.568	14:51:04.146
7	1:26.101	+4.739	14:52:30.247
8	1:25.822	+4.460	14:53:56.069
9	1:25.536	+4.174	14:55:21.605
10	1:27.419	+6.057	14:56:49.024
11	1:24.546	+3.184	14:58:13.570
12	1:24.338	+2.976	14:59:37.908
13	1:27.755	+6.393	15:01:05.663

Cronometragem FPRM

Orbits 4

Jorge L. Teixeira Jr.

www.amb-it.com

Leonardo Rosa

www.mylaps.com

ensed to: Federacao Paranaense de Motociclismo



3ª Etapa Paranaense de Velocross

VX 3 Especial

Rio Negro-PR 0,000 Km

Prova

29/4/2012 16:55

Race (10:00 and 2 Laps)

Lap	Lap Tm	Diff	Time of Day
(800) ALENCAR KREFTA			
1	1:23.654	+0.606	16:11:57.572
2	1:23.228	+0.180	16:13:20.800
3	1:23.187	+0.139	16:14:43.987
4	1:23.048	-	16:16:07.035
5	1:24.941	+1.893	16:17:31.976
6	1:25.877	+2.829	16:18:57.853
7	1:25.621	+2.573	16:20:23.474
8	1:27.760	+4.712	16:21:51.234
9	1:32.818	+9.770	16:23:24.052

Lap	Lap Tm	Diff	Time of Day
(153) NASRI SARKISS			
1	1:25.088	+0.122	16:12:01.512
2	1:26.845	+1.879	16:13:28.357
3	1:29.012	+4.046	16:14:57.369
4	1:26.493	+1.527	16:16:23.862
5	1:25.213	+0.247	16:17:49.075
6	1:28.144	+3.178	16:19:17.219
7	1:28.427	+3.461	16:20:45.646
8	1:24.966	-	16:22:10.612
9	1:25.146	+0.180	16:23:35.758

Lap	Lap Tm	Diff	Time of Day
(963) MARCELO ALEXANDRE MARQUES			
1	1:23.926	+1.315	16:11:58.774
2	1:22.611	-	16:13:21.385
3	1:26.119	+3.508	16:14:47.504
4	1:27.469	+4.858	16:16:14.973
5	1:26.735	+4.124	16:17:41.708
6	1:29.368	+6.757	16:19:11.076
7	1:32.785	+10.174	16:20:43.861
8	1:25.339	+2.728	16:22:09.200
9	1:36.739	+14.128	16:23:45.939

Lap	Lap Tm	Diff	Time of Day
(14) MARCIO FERNANDO BOROX			
1	1:32.620	+4.437	16:12:14.742
2	1:30.567	+2.384	16:13:45.309
3	1:28.183	-	16:15:13.492
4	1:32.519	+4.336	16:16:46.011
5	1:28.825	+0.642	16:18:14.836
6	1:29.365	+1.182	16:19:44.201
7	1:30.439	+2.256	16:21:14.640
8	1:38.760	+10.577	16:22:53.400
9	1:37.635	+9.452	16:24:31.035

Lap	Lap Tm	Diff	Time of Day
(46) FABIANO GRAHL DE SOUZA			
1	1:29.106	-	16:12:10.645
2	1:31.909	+2.803	16:13:42.554
3	1:33.174	+4.068	16:15:15.728
4	1:33.850	+4.744	16:16:49.578
5	1:39.436	+10.330	16:18:29.014
6	1:36.160	+7.054	16:20:05.174
7	1:41.262	+12.156	16:21:46.436
8	1:43.252	+14.146	16:23:29.688

Lap	Lap Tm	Diff	Time of Day
(72) RENATO STACHIW			
1	1:33.397	-	16:12:22.699
2	1:40.593	+7.196	16:14:03.292
3	1:34.978	+1.581	16:15:38.270
4	1:36.237	+2.840	16:17:14.507
5	1:38.645	+5.248	16:18:53.152
6	1:36.019	+2.622	16:20:29.171
7	1:38.662	+5.265	16:22:07.833
8	1:39.579	+6.182	16:23:47.412

Lap	Lap Tm	Diff	Time of Day
(611) JOAO PEDRO			

Lap	Lap Tm	Diff	Time of Day
1	1:35.266	+3.139	16:12:30.018
2	1:38.186	+6.059	16:14:08.204
3	1:32.127	-	16:15:40.331
4	1:35.414	+3.287	16:17:15.745
5	1:38.934	+6.807	16:18:54.679
6	1:37.524	+5.397	16:20:32.203
7	1:36.662	+4.535	16:22:08.865
8	1:46.754	+14.627	16:23:55.619

Lap	Lap Tm	Diff	Time of Day
(74) CRISTIANO FERNANDES			
1	1:44.540	+12.755	16:12:50.410
2	1:36.212	+4.427	16:14:26.622
3	1:32.943	+1.158	16:15:59.565
4	1:38.554	+6.769	16:17:38.119
5	1:31.785	-	16:19:09.904
6	1:38.824	+7.039	16:20:48.728
7	1:33.963	+2.178	16:22:22.691
8	1:42.512	+10.727	16:24:05.203

Lap	Lap Tm	Diff	Time of Day
(18) JOSE LUIZ MARCHIOTTO JUNIOR			
1	1:37.507	+2.179	16:12:43.954
2	1:35.328	-	16:14:19.282
3	1:35.550	+0.222	16:15:54.832
4	1:36.409	+1.081	16:17:31.241
5	1:37.562	+2.234	16:19:08.803
6	1:44.781	+9.453	16:20:53.584
7	1:43.348	+8.020	16:22:36.932
8	1:44.178	+8.850	16:24:21.110

Lap	Lap Tm	Diff	Time of Day
(501) GIOVANI VALENTE			
1	1:44.053	-	16:12:47.674
2	1:52.230	+8.177	16:14:39.904
3	1:46.415	+2.362	16:16:26.319
4	1:47.004	+2.951	16:18:13.323
5	1:47.209	+3.156	16:20:00.532
6	1:45.332	+1.279	16:21:45.864
7	1:48.632	+4.579	16:23:34.496

Lap	Lap Tm	Diff	Time of Day
(914) ADILSON HÜBNER			
1	1:50.344	+10.215	16:13:01.236
2	1:59.733	+19.604	16:15:00.969
3	1:47.840	+7.711	16:16:48.809
4	1:52.696	+12.567	16:18:41.505
5	1:44.604	+4.475	16:20:26.109
6	1:40.129	-	16:22:06.238
7	1:44.322	+4.193	16:23:50.560

Lap	Lap Tm	Diff	Time of Day
(128) MARIO MORAIS JUNIOR			
1	1:48.740	+7.465	16:12:40.976
2	2:49.799	+1:08.524	16:15:30.775
3	1:42.145	+0.870	16:17:12.920
4	1:49.149	+7.874	16:19:02.069
5	1:50.488	+9.213	16:20:52.557
6	1:41.290	+0.015	16:22:33.847
7	1:41.275	-	16:24:15.122

Lap	Lap Tm	Diff	Time of Day
(297) TONY JACHTCHECHEN			
1	1:56.223	+1.571	16:13:12.460
2	2:00.357	+5.705	16:15:12.817
3	1:54.977	+0.325	16:17:07.794
4	1:57.906	+3.254	16:19:05.700
5	2:00.255	+5.603	16:21:05.955
6	1:56.028	+1.376	16:23:01.983
7	1:54.652	-	16:24:56.635

Lap	Lap Tm	Diff	Time of Day
(612) JAIRO PEDRO			

Cronometragem FPRM

Orbits 4

Jorge L. Teixeira Jr.

www.amb-it.com

Leonardo Rosa

www.mylaps.com

ensed to: Federacao Paranaense de Motociclismo



3ª Etapa Paranaense de Velocross

VX 3 Nacional

Rio Negro-PR 0,000 Km

Prova

29/4/2012 15:45

Race (10:00 and 2 Laps)

Lap	Lap Tm	Diff	Time of Day
(68) VILSON (CABELO) VANDER KLEIN			
1	<u>1:30.147</u>	-	14:43:03.062
2	1:35.900	+5.753	14:44:38.962
3	1:36.344	+6.197	14:46:15.306
4	1:38.840	+8.693	14:47:54.146
5	1:36.387	+6.240	14:49:30.533
6	1:34.725	+4.578	14:51:05.258
7	1:34.318	+4.171	14:52:39.576
8	1:37.599	+7.452	14:54:17.175

(388) ALVARO CESAR DE CAMPOS JUNIOR			
1	<u>1:32.392</u>	-	14:43:10.001
2	1:35.489	+3.097	14:44:45.490
3	1:36.332	+3.940	14:46:21.822
4	1:34.290	+1.898	14:47:56.112
5	1:35.064	+2.672	14:49:31.176
6	1:35.739	+3.347	14:51:06.915
7	1:33.877	+1.485	14:52:40.792
8	1:37.950	+5.558	14:54:18.742

(31) RUDIMAR SEBEN			
1	<u>1:37.387</u>	+2.775	14:43:19.545
2	1:34.612	-	14:44:54.157
3	1:37.759	+3.147	14:46:31.916
4	1:37.697	+3.085	14:48:09.613
5	1:41.447	+6.835	14:49:51.060
6	1:40.194	+5.582	14:51:31.254
7	2:04.798	+30.186	14:53:36.052
8	2:16.493	+41.881	14:55:52.545

(7) CESAR CERNACH			
1	<u>1:35.921</u>	-	14:43:22.647
2	1:50.301	+14.380	14:45:12.948
3	1:39.662	+3.741	14:46:52.610
4	1:45.142	+9.221	14:48:37.752
5	1:50.371	+14.450	14:50:28.123
6	1:45.560	+9.639	14:52:13.683
7	1:49.136	+13.215	14:54:02.819
8	1:52.833	+16.912	14:55:55.652

(360) ADIR LANGHAMMER			
1	<u>1:45.195</u>	+0.140	14:43:40.300
2	1:46.606	+1.551	14:45:26.906
3	1:45.873	+0.818	14:47:12.779
4	1:45.323	+0.268	14:48:58.102
5	1:46.769	+1.714	14:50:44.871
6	1:45.055	-	14:52:29.926
7	1:48.315	+3.260	14:54:18.241

(963) MARCELO ALEXANDRE MARQUES			
1	<u>1:43.705</u>	+0.762	14:43:41.342
2	1:49.826	+6.883	14:45:31.168
3	1:42.943	-	14:47:14.111
4	1:45.704	+2.761	14:48:59.815
5	1:46.356	+3.413	14:50:46.171
6	1:44.329	+1.386	14:52:30.500
7	1:53.304	+10.361	14:54:23.804

(128) EMERSON STRAPACAO			
1	<u>1:47.535</u>	+3.367	14:43:47.259
2	1:46.861	+2.693	14:45:34.120
3	1:44.168	-	14:47:18.288
4	1:46.468	+2.300	14:49:04.756
5	1:48.100	+3.932	14:50:52.856
6	1:47.091	+2.923	14:52:39.947

Lap	Lap Tm	Diff	Time of Day
7	1:59.591	+15.423	14:54:39.538
(16) BRAULIO (NEGO) ANDRADE			
1	<u>1:35.658</u>	-	14:43:21.885
2	2:38.551	+1:02.893	14:46:00.436
3	1:44.561	+8.903	14:47:44.997
4	1:44.584	+8.926	14:49:29.581
5	1:50.211	+14.553	14:51:19.792
6	1:43.890	+8.232	14:53:03.682
7	1:52.195	+16.537	14:54:55.877

(3) ADEMAR WERNER BOETTCHER			
1	<u>1:42.500</u>	-	14:43:35.339
2	2:11.145	+28.645	14:45:46.484
3	1:51.682	+9.182	14:47:38.166
4	1:49.165	+6.665	14:49:27.331
5	1:53.446	+10.946	14:51:20.777
6	1:55.374	+12.874	14:53:16.151
7	2:01.386	+18.886	14:55:17.537

(285) MARCELO COUTO			
1	<u>2:12.830</u>	+29.714	14:43:56.821
2	1:43.116	-	14:45:39.937
3	2:22.444	+39.328	14:48:02.381
4	1:47.533	+4.417	14:49:49.914
5	1:49.073	+5.957	14:51:38.987
6	1:49.944	+6.828	14:53:28.931
7	1:49.263	+6.147	14:55:18.194

(42) MARCOS AUGUSTIN			
1	<u>1:49.937</u>	-	14:43:48.650
2	1:51.660	+1.723	14:45:40.310
3	1:53.003	+3.066	14:47:33.313
4	1:53.438	+3.501	14:49:26.751
5	1:58.754	+8.817	14:51:25.505
6	1:59.844	+9.907	14:53:25.349
7	2:06.619	+16.682	14:55:31.968

(13) TADEU JOSE SILVESTRE DA CRUZ			
1	<u>2:09.727</u>	-	14:44:28.113
2	2:15.021	+5.294	14:46:43.134
3	2:17.171	+7.444	14:49:00.305
4	2:25.813	+16.086	14:51:26.118
5	2:35.857	+26.130	14:54:01.975
6	3:31.565	+1:21.838	14:57:33.541

(609) ILIO VENET			
1	<u>2:03.842</u>	+19.018	14:43:55.651
2	2:08.556	+23.732	14:46:04.207
3	1:48.906	+4.082	14:47:53.113
4	1:44.824	-	14:49:37.937
5	2:32.336	+47.512	14:52:10.273
6	5:31.438	+3:46.614	14:57:41.711

(8) ALMIR ROGÉRIO IARGAS DE PAULA			
1	<u>1:54.865</u>	-	14:43:39.660

(131) ANA CLAUDIA FIETZ			
1	<u>1:40.355</u>	+2.011	14:43:30.769
2	1:38.344	-	14:45:09.113
3	1:41.968	+3.624	14:46:51.081
4	1:43.804	+5.460	14:48:34.885
5	1:45.772	+7.428	14:50:20.657
6	1:47.333	+8.989	14:52:07.990
7	2:16.087	+37.743	14:54:24.077

Cronometragem FPRM

Orbits 4


Jorge L. Teixeira Jr.

www.amb-it.com

Leonardo Rosa

www.mylaps.com

ponsored to: Federacao Paranaense de Motociclismo



3ª Etapa Paranaense de Velocross

VX 4 Especial

Rio Negro-PR 0,000 Km

Prova

29/4/2012 12:40

Race (12:00 and 2 Laps)

Lap	Lap Tm	Diff	Time of Day
(153) NASRI SARKISS			
1	1:24.576	-	12:11:35.205
2	1:24.817	+0.241	12:13:00.022
3	1:29.782	+5.206	12:14:29.804
4	1:32.648	+8.072	12:16:02.452
5	1:31.226	+6.650	12:17:33.678
6	1:30.312	+5.736	12:19:03.990
7	1:33.491	+8.915	12:20:37.481
8	1:29.250	+4.674	12:22:06.731
9	1:34.311	+9.735	12:23:41.042
10	1:31.238	+6.662	12:25:12.280

Lap	Lap Tm	Diff	Time of Day
(800) ALENCAR KREFTA			
1	1:21.283	-	12:11:30.608
2	1:24.980	+3.697	12:12:55.588
3	1:42.011	+20.728	12:14:37.599
4	1:29.201	+7.918	12:16:06.800
5	1:27.998	+6.715	12:17:34.798
6	1:32.840	+11.557	12:19:07.638
7	1:32.656	+11.373	12:20:40.294
8	1:30.879	+9.596	12:22:11.173
9	1:31.909	+10.626	12:23:43.082
10	1:30.842	+9.559	12:25:13.924

Lap	Lap Tm	Diff	Time of Day
(14) MARCIO FERNANDO BOROCH			
1	1:34.841	+0.863	12:11:55.294
2	1:38.008	+4.030	12:13:33.302
3	1:33.978	-	12:15:07.280
4	1:39.104	+5.126	12:16:46.384
5	1:36.451	+2.473	12:18:22.835
6	1:42.781	+8.803	12:20:05.616
7	1:41.618	+7.640	12:21:47.234
8	1:36.414	+2.436	12:23:23.648
9	1:40.938	+6.960	12:25:04.586
10	1:48.600	+14.622	12:26:53.186

Lap	Lap Tm	Diff	Time of Day
(441) SILVIO SOARES			
1	1:34.733	+0.398	12:11:53.917
2	1:34.859	+0.524	12:13:28.776
3	1:34.335	-	12:15:03.111
4	1:35.188	+0.853	12:16:38.299
5	1:37.908	+3.573	12:18:16.207
6	1:37.748	+3.413	12:19:53.955
7	2:10.901	+36.566	12:22:04.856
8	1:52.367	+18.032	12:23:57.223
9	1:47.668	+13.333	12:25:44.891

Lap	Lap Tm	Diff	Time of Day
(611) JOAO PEDRO			
1	1:36.663	-	12:12:00.794
2	1:41.967	+5.304	12:13:42.761
3	1:54.913	+18.250	12:15:37.674
4	1:49.685	+13.022	12:17:27.359
5	1:46.144	+9.481	12:19:13.503
6	1:45.562	+8.899	12:20:59.065
7	1:52.408	+15.745	12:22:51.473
8	1:46.419	+9.756	12:24:37.892
9	1:52.898	+16.235	12:26:30.790

Lap	Lap Tm	Diff	Time of Day
(501) GIOVANI VALENTE			
1	1:39.658	-	12:12:10.811
2	1:40.926	+1.268	12:13:51.737
3	1:44.112	+4.454	12:15:35.849
4	1:48.763	+9.105	12:17:24.612
5	1:47.207	+7.549	12:19:11.819
6	1:44.133	+4.475	12:20:55.952

Lap	Lap Tm	Diff	Time of Day
7	1:50.621	+10.963	12:22:46.573
8	1:55.534	+15.876	12:24:42.107
9	1:56.873	+17.215	12:26:38.980

Lap	Lap Tm	Diff	Time of Day
(46) FABIANO GRAHL DE SOUZA			
1	1:36.998	+2.632	12:11:58.765
2	1:36.211	+1.845	12:13:34.976
3	1:34.366	-	12:15:09.342
4	1:45.528	+11.162	12:16:54.870
5	1:34.394	+0.028	12:18:29.264
6	1:39.341	+4.975	12:20:08.605
7	1:39.336	+4.970	12:21:47.941
8	3:25.750	+1:51.384	12:25:13.691

Lap	Lap Tm	Diff	Time of Day
(914) ADILSON HÜBNER			
1	1:50.994	+4.654	12:12:37.886
2	1:46.340	-	12:14:24.226
3	2:02.324	+15.984	12:16:26.550
4	1:48.624	+2.284	12:18:15.174
5	1:49.469	+3.129	12:20:04.643
6	1:52.917	+6.577	12:21:57.560
7	2:05.434	+19.094	12:24:02.994
8	1:51.878	+5.538	12:25:54.872

Lap	Lap Tm	Diff	Time of Day
(74) CRISTIANO FERNANDES			
1	1:38.936	-	12:12:12.982
2	1:40.182	+1.246	12:13:53.164
3	3:39.529	+2:00.593	12:17:32.693
4	1:51.140	+12.204	12:19:23.833
5	1:42.745	+3.809	12:21:06.578
6	1:52.273	+13.337	12:22:58.851
7	1:47.299	+8.363	12:24:46.150
8	1:50.023	+11.087	12:26:36.173

Lap	Lap Tm	Diff	Time of Day
(507) DELTON BUTORI JUNIOR			
1	1:44.657	+0.051	12:12:32.178
2	1:44.606	-	12:14:16.784
3	1:54.552	+9.946	12:16:11.336
4	1:49.036	+4.430	12:18:00.372
5	2:51.301	+1:06.695	12:20:51.673
6	4:37.674	+2:53.068	12:25:29.347

Lap	Lap Tm	Diff	Time of Day
(612) JAIRO PEDRO			
1	1:55.981	-	12:12:49.369
2	2:07.029	+11.048	12:14:56.398
3	2:21.276	+25.295	12:17:17.674
4	2:36.046	+40.065	12:19:53.720
5	2:16.543	+20.562	12:22:10.263
6	3:25.961	+1:29.980	12:25:36.224

Cronometragem FPRM

Orbits 4

Jorge L. Teixeira Jr.

www.amb-it.com

Leonardo Rosa

www.mylaps.com

ensend to: Federacao Paranaense de Motociclismo



3ª Etapa Paranaense de Velocross

VX 4 Nacional

Rio Negro-PR 0,000 Km

Prova

29/4/2012 12:40

Race (12:00 and 2 Laps)

Lap	Lap Tm	Diff	Time of Day
(7) CESAR CERNACH			
1	1:34.751	-	12:12:01.133
2	1:41.002	+6.251	12:13:42.135
3	1:43.468	+8.717	12:15:25.603
4	1:46.308	+11.557	12:17:11.911
5	1:46.840	+12.089	12:18:58.751
6	1:56.110	+21.359	12:20:54.861
7	1:54.607	+19.856	12:22:49.468
8	1:55.619	+20.868	12:24:45.087
9	1:49.601	+14.850	12:26:34.688

Lap	Lap Tm	Diff	Time of Day
(3) ADEMAR WERNER BOETTCHER			
1	1:47.620	+1.635	12:12:20.493
2	1:48.721	+2.736	12:14:09.214
3	1:55.938	+9.953	12:16:05.152
4	1:49.069	+3.084	12:17:54.221
5	1:45.985	-	12:19:40.206
6	1:47.678	+1.693	12:21:27.884
7	1:59.208	+13.223	12:23:27.092
8	1:51.011	+5.026	12:25:18.103

Lap	Lap Tm	Diff	Time of Day
(914) ADILSON HÜBNER			
1	1:50.994	+4.654	12:12:37.886
2	1:46.340	-	12:14:24.226
3	2:02.324	+15.984	12:16:26.550
4	1:48.624	+2.284	12:18:15.174
5	1:49.469	+3.129	12:20:04.643
6	1:52.917	+6.577	12:21:57.560
7	2:05.434	+19.094	12:24:02.994
8	1:51.878	+5.538	12:25:54.872

Lap	Lap Tm	Diff	Time of Day
(68) VILSON (CABELO) VANDER KLEIN			
1	1:45.930	+3.208	12:12:50.440
2	1:42.722	-	12:14:33.162
3	1:54.194	+11.472	12:16:27.356
4	1:43.533	+0.811	12:18:10.889
5	2:12.536	+29.814	12:20:23.425
6	1:47.720	+4.998	12:22:11.145
7	1:53.042	+10.320	12:24:04.187
8	2:23.069	+40.347	12:26:27.256

Lap	Lap Tm	Diff	Time of Day
(128) EMERSON STRAPAÇAO			
1	1:57.577	+4.735	12:12:42.858
2	1:53.188	+0.346	12:14:36.046
3	1:59.069	+6.227	12:16:35.115
4	1:52.842	-	12:18:27.957
5	2:00.300	+7.458	12:20:28.257
6	1:58.882	+6.040	12:22:27.139
7	1:58.208	+5.366	12:24:25.347
8	2:08.734	+15.892	12:26:34.081

Lap	Lap Tm	Diff	Time of Day
(42) MARCOS AUGUSTIN			
1	1:59.791	-	12:12:41.727
2	2:07.498	+7.707	12:14:49.225
3	2:01.417	+1.626	12:16:50.642
4	2:02.179	+2.388	12:18:52.821
5	2:01.279	+1.488	12:20:54.100
6	2:04.547	+4.756	12:22:58.647
7	2:05.604	+5.813	12:25:04.251
8	2:06.906	+7.115	12:27:11.157


Lap	Lap Tm	Diff	Time of Day
(62) JOSE CARLOS FIGUEIREDO			
1	1:55.270	-	12:12:46.572
2	2:01.600	+6.330	12:14:48.172
3	2:05.423	+10.153	12:16:53.595

Lap	Lap Tm	Diff	Time of Day
4	2:13.568	+18.298	12:19:07.163
5	2:07.003	+11.733	12:21:14.166
6	1:57.009	+1.739	12:23:11.175
7	2:01.268	+5.998	12:25:12.443

Lap	Lap Tm	Diff	Time of Day
(37) JOSÉ VITOR CIT			
1	1:57.607	-	12:12:53.121
2	4:33.454	+2:35.847	12:17:26.575
3	2:15.681	+18.074	12:19:42.256
4	2:05.016	+7.409	12:21:47.272
5	2:13.334	+15.727	12:24:00.606
6	2:57.704	+1:00.097	12:26:58.310

Lap	Lap Tm	Diff	Time of Day
(205) JOSE LUIZ BAPTISTA			
1	2:35.034	+12.678	12:13:41.453
2	2:43.709	+21.353	12:16:25.162
3	2:22.356	-	12:18:47.518
4	2:24.547	+2.191	12:21:12.065
5	3:07.861	+45.505	12:24:19.926
6	3:15.601	+53.245	12:27:35.527

Lap	Lap Tm	Diff	Time of Day
-----	--------	------	-------------



3ª Etapa Paranaense de Velocross

55cc

Rio Negro-PR 0,000 Km

Prova

29/4/2012 12:20

Race (10:00 and 1 Laps)

Lap	Lap Tm	Diff	Time of Day
(36) RUAN RIBEIRO DE CASTRO			
1	1:54.857	-	16:40:52.322
2	1:59.132	+4.275	16:42:51.454
3	2:03.791	+8.934	16:44:55.245
4	2:24.617	+29.760	16:47:19.862
5	2:03.722	+8.865	16:49:23.584

Lap	Lap Tm	Diff	Time of Day
(3) TAYLINE RUBIANE BOETTCHER			
1	2:03.939	-	16:41:19.816
2	2:42.933	+38.994	16:44:02.749
3	2:06.124	+2.185	16:46:08.873
4	2:09.350	+5.411	16:48:18.223
5	2:18.844	+14.905	16:50:37.067

Lap	Lap Tm	Diff	Time of Day
(181) LUIS MARCOS ARAGÃO			
1	2:20.915	+7.578	16:41:38.597
2	2:26.099	+12.762	16:44:04.696
3	2:18.199	+4.862	16:46:22.895
4	2:13.337	-	16:48:36.232
5	2:14.038	+0.701	16:50:50.270

Lap	Lap Tm	Diff	Time of Day
(50) PAOLA MENEGUSSO			
1	2:14.658	+2.147	16:41:35.793
2	2:31.835	+19.324	16:44:07.628
3	2:18.129	+5.618	16:46:25.757
4	2:12.511	-	16:48:38.268
5	2:13.640	+1.129	16:50:51.908

Lap	Lap Tm	Diff	Time of Day
(580) ANDRÉ JOSÉ NETZEL			
1	2:42.346	+31.995	16:42:13.483
2	2:10.351	-	16:44:23.834
3	2:18.735	+8.384	16:46:42.569
4	2:13.046	+2.695	16:48:55.615
5	2:16.028	+5.677	16:51:11.643

Lap	Lap Tm	Diff	Time of Day
(9) EDUARDO LUIS DAMKE			
1	2:19.946	-	16:41:35.106
2	2:27.555	+7.609	16:44:02.661
3	2:26.706	+6.760	16:46:29.367
4	2:30.995	+11.049	16:49:00.362
5	2:42.457	+22.511	16:51:42.819

Lap	Lap Tm	Diff	Time of Day
(239) JORGE MARCOS MIKOSKI SIMOES			
1	2:42.177	+25.321	16:41:58.180
2	2:17.432	+0.576	16:44:15.612
3	2:31.587	+14.731	16:46:47.199
4	2:16.856	-	16:49:04.055
5	3:09.884	+53.028	16:52:13.939

Lap	Lap Tm	Diff	Time of Day
(78) JOÃO VICTOR RODRIGUES BUENO			
1	2:40.503	+16.054	16:42:19.407
2	2:51.534	+27.085	16:45:10.941
3	2:31.799	+7.350	16:47:42.740
4	2:24.449	-	16:50:07.189

Lap	Lap Tm	Diff	Time of Day
(609) MELISSA HELENA VENET			
1	2:41.419	+4.099	16:42:18.699
2	2:37.320	-	16:44:56.019
3	2:45.662	+8.342	16:47:41.681
4	2:38.283	+0.963	16:50:19.964

Lap	Lap Tm	Diff	Time of Day
(200) JOSE VITOR SOARES RECHETELO			
1	4:28.193	+2:15.014	16:44:06.323
2	2:17.639	+4.460	16:46:23.962
3	2:13.179	-	16:48:37.141

Lap	Lap Tm	Diff	Time of Day
4	2:13.728	+0.549	16:50:50.869

Lap	Lap Tm	Diff	Time of Day
(17) JOSE GABRIEL WSZOEK			
1	4:20.782	+1:22.291	16:44:14.697
2	3:04.121	+5.630	16:47:18.818
3	2:58.491	-	16:50:17.309

Lap	Lap Tm	Diff	Time of Day
(187) GUILHERME PADILHA			
1	4:20.317	+1:08.299	16:44:43.071
2	3:12.018	-	16:47:55.089
3	3:13.803	+1.785	16:51:08.892

Lap	Lap Tm	Diff	Time of Day
(399) ALVARO CESAR DE CAMPOS NETO			
1	3:40.487	-	16:44:02.118
2	3:52.746	+12.259	16:47:54.864
3	3:59.105	+18.618	16:51:53.969

Lap	Lap Tm	Diff	Time of Day
-----	--------	------	-------------

Cronometragem FPRM

Orbits 4

Jorge L. Teixeira Jr.
Leonardo Rosa

www.amb-it.com
www.mylaps.com

ponsored to: Federacao Paranaense de Motociclismo



3ª Etapa Paranaense de Velocross

65cc

Rio Negro-PR 0,000 Km

Prova

29/4/2012 13:00

Race (12:00 and 2 Laps)

Lap	Lap Tm	Diff	Time of Day
(1) LEONARDO NUNES			
1	2:29.981	+43.650	12:51:24.943
2	1:49.290	+2.959	12:53:14.233
3	1:47.658	+1.327	12:55:01.891
4	1:46.331	-	12:56:48.222
5	1:55.244	+8.913	12:58:43.466
6	1:56.200	+9.869	13:00:39.666
7	1:55.836	+9.505	13:02:35.502

(111) LUIZ GUSTVO GNATKOSKI			
1	1:51.059	+1.510	12:51:41.679
2	1:49.549	-	12:53:31.228
3	1:57.817	+8.268	12:55:29.045
4	1:53.512	+3.963	12:57:22.557
5	2:05.999	+16.450	12:59:28.556
6	1:55.519	+5.970	13:01:24.075
7	1:50.804	+1.255	13:03:14.879

(2) HENRIQUE LAPOLA			
1	1:50.238	-	12:50:48.841
2	2:48.863	+58.625	12:53:37.704
3	1:52.410	+2.172	12:55:30.114
4	2:18.495	+28.257	12:57:48.609
5	1:54.201	+3.963	12:59:42.810
6	1:50.724	+0.486	13:01:33.534
7	2:08.651	+18.413	13:03:42.185

(19) ALEXANDRE HENRIQUE			
1	2:29.567	+32.311	12:51:54.798
2	2:10.752	+13.496	12:54:05.550
3	4:00.967	+2:03.711	12:58:06.517
4	2:25.123	+27.867	13:00:31.640
5	1:57.256	-	13:02:28.896
6	3:57.986	+2:00.730	13:06:26.882

(102) VICTOR TIDRE			
1	2:34.054	-	12:52:03.767
2	3:25.499	+51.445	12:55:29.266
3	2:34.614	+0.560	12:58:03.880
4	2:35.464	+1.410	13:00:39.344
5	3:01.802	+27.748	13:03:41.146

(911) CAUê KEPLER PAULI DA SILVA			
1	2:30.302	-	12:51:33.055
2	3:43.330	+1:13.028	12:55:16.385
3	2:48.557	+18.255	12:58:04.942
4	2:33.412	+3.110	13:00:38.354

(3) TAYLINE RUBIANE BOETTCHER			
1	3:35.962	-	12:53:36.197
2	7:31.535	+3:55.573	13:01:07.732
3	4:26.329	+50.367	13:05:34.061

(7) GUSTAVO FERREIRA			
1	5:08.762	-	12:57:18.381
2	6:25.673	+1:16.911	13:03:44.054

Lap	Lap Tm	Diff	Time of Day
-----	--------	------	-------------

Lap	Lap Tm	Diff	Time of Day
-----	--------	------	-------------



3ª Etapa Paranaense de Velocross

85cc

Rio Negro-PR 0,000 Km

Prova

29/4/2012 16:00

Race (12:00 and 2 Laps)

Lap	Lap Tm	Diff	Time of Day
(9) GABRIEL HENRIQUE PIETCHAK AIEM			
1	1:28.963	+4.814	15:59:25.506
2	1:29.385	+5.236	16:00:54.891
3	1:24.149	-	16:02:19.040
4	1:25.959	+1.810	16:03:44.999
5	1:25.253	+1.104	16:05:10.252
6	1:24.717	+0.568	16:06:34.969
7	1:27.932	+3.783	16:08:02.901
8	1:26.960	+2.811	16:09:29.861
9	1:27.331	+3.182	16:10:57.192
10	1:25.780	+1.631	16:12:22.972

Lap	Lap Tm	Diff	Time of Day
(7) MATEUS FELIPE KUNZ			
1	1:26.750	+5.589	15:59:48.308
2	1:23.546	+2.385	16:01:11.854
3	1:26.266	+5.105	16:02:38.120
4	1:26.478	+5.317	16:04:04.598
5	1:23.056	+1.895	16:05:27.654
6	1:21.456	+0.295	16:06:49.110
7	1:26.705	+5.544	16:08:15.815
8	1:21.161	-	16:09:36.976
9	1:24.407	+3.246	16:11:01.383
10	1:24.904	+3.743	16:12:26.287

Lap	Lap Tm	Diff	Time of Day
(77) DIEGO HEINIG DA SILVA			
1	1:26.039	+0.782	15:59:15.855
2	1:25.257	-	16:00:41.112
3	1:27.652	+2.395	16:02:08.764
4	1:27.473	+2.216	16:03:36.237
5	1:28.748	+3.491	16:05:04.985
6	1:28.176	+2.919	16:06:33.161
7	1:31.250	+5.993	16:08:04.411
8	1:29.767	+4.510	16:09:34.178
9	1:32.957	+7.700	16:11:07.135
10	1:35.083	+9.826	16:12:42.218

Lap	Lap Tm	Diff	Time of Day
(18) GABRIEL GNATKOSKI			
1	1:31.986	+3.957	15:59:26.476
2	1:31.816	+3.787	16:00:58.292
3	1:28.029	-	16:02:26.321
4	1:30.023	+1.994	16:03:56.344
5	1:29.794	+1.765	16:05:26.138
6	1:30.535	+2.506	16:06:56.673
7	1:39.502	+11.473	16:08:36.175
8	1:34.838	+6.809	16:10:11.013
9	1:32.476	+4.447	16:11:43.489
10	1:47.567	+19.538	16:13:31.056

Lap	Lap Tm	Diff	Time of Day
(8) BEN-HUR PILLATI			
1	1:43.233	+14.775	15:59:54.514
2	1:31.584	+3.126	16:01:26.098
3	1:32.171	+3.713	16:02:58.269
4	1:31.689	+3.231	16:04:29.958
5	1:34.356	+5.898	16:06:04.314
6	1:28.458	-	16:07:32.772
7	1:29.611	+1.153	16:09:02.383
8	1:30.993	+2.535	16:10:33.376
9	1:28.874	+0.416	16:12:02.250
10	2:01.360	+32.902	16:14:03.610

Lap	Lap Tm	Diff	Time of Day
(22) DOUGLAS WENGRZEJ			
1	1:31.203	+2.163	15:59:25.286
2	1:29.040	-	16:00:54.326
3	1:30.070	+1.030	16:02:24.396
4	1:59.583	+30.543	16:04:23.979

Lap	Lap Tm	Diff	Time of Day
5	1:48.771	+19.731	16:06:12.750
6	1:35.434	+6.394	16:07:48.184
7	1:32.072	+3.032	16:09:20.256
8	1:34.657	+5.617	16:10:54.913
9	1:35.530	+6.490	16:12:30.443

Lap	Lap Tm	Diff	Time of Day
(15) GUILHERME MAJEWSKI PINHEIRO			
1	1:34.416	+3.495	15:59:33.467
2	1:33.461	+2.540	16:01:06.928
3	1:30.921	-	16:02:37.849
4	1:34.272	+3.351	16:04:12.121
5	2:03.108	+32.187	16:06:15.229
6	1:36.559	+5.638	16:07:51.788
7	1:35.379	+4.458	16:09:27.167
8	1:37.809	+6.888	16:11:04.976
9	1:37.941	+7.020	16:12:42.917

Lap	Lap Tm	Diff	Time of Day
(189) LUCAS NOGUEIRA			
1	2:46.376	+1:22.569	16:00:36.605
2	1:40.794	+16.987	16:02:17.399
3	1:24.166	+0.359	16:03:41.565
4	1:25.810	+2.003	16:05:07.375
5	1:26.443	+2.636	16:06:33.818
6	1:55.075	+31.268	16:08:28.893
7	1:27.373	+3.566	16:09:56.266
8	1:23.807	-	16:11:20.073
9	1:25.450	+1.643	16:12:45.523

Lap	Lap Tm	Diff	Time of Day
(5) LEONARDO NUNES			
1	1:39.003	+5.993	15:59:59.383
2	1:34.841	+1.831	16:01:34.224
3	1:33.889	+0.879	16:03:08.113
4	1:33.010	-	16:04:41.123
5	1:35.997	+2.987	16:06:17.120
6	2:10.973	+37.963	16:08:28.093
7	1:35.851	+2.841	16:10:03.944
8	1:34.355	+1.345	16:11:38.299
9	1:35.067	+2.057	16:13:13.366

Lap	Lap Tm	Diff	Time of Day
(11) MATHEUS ZERBATO			
1	1:27.775	-	15:59:59.949
2	1:34.812	+7.037	16:01:34.761
3	2:09.486	+41.711	16:03:44.247
4	1:27.836	+0.061	16:05:12.083
5	1:32.525	+4.750	16:06:44.608
6	2:15.381	+47.606	16:08:59.989
7	1:30.713	+2.938	16:10:30.702
8	1:29.995	+2.220	16:12:00.697
9	1:39.460	+11.685	16:13:40.157

Lap	Lap Tm	Diff	Time of Day
(192) DAN FUCHS KIRCHOFF			
1	1:34.772	+1.413	16:00:21.664
2	1:34.088	+0.729	16:01:55.752
3	1:37.602	+4.243	16:03:33.354
4	1:36.634	+3.275	16:05:09.988
5	1:33.359	-	16:06:43.347
6	1:39.155	+5.796	16:08:22.502
7	1:36.454	+3.095	16:09:58.956
8	1:34.114	+0.755	16:11:33.070
9	2:55.180	+1:21.821	16:14:28.250

Lap	Lap Tm	Diff	Time of Day
(81) ADILAR SAMWAYS NETO			
1	1:29.271	-	15:59:41.354
2	2:52.925	+1:23.654	16:02:34.279
3	1:53.784	+24.513	16:04:28.063
4	1:48.002	+18.731	16:06:16.065

Cronometragem FPRM

Orbits 4

Jorge L. Teixeira Jr.

www.amb-it.com

Leonardo Rosa

www.mylaps.com

ensed to: Federacao Paranaense de Motociclismo