

5ª Etapa Br e Final Pr de Velocross

230cc

Rio Negro 1,000 Km

Prova

10/11/2012 15:30

Race (10:00 and 2 Laps)

Lap	Lap Tm	Diff	Time of Day
1	1:01.119	+1.100	16:35:16.472
2	1:00.057	+0.038	16:36:16.529
3	1:01.189	+1.170	16:37:17.718
4	1:00.019	-	16:38:17.737
5	1:00.848	+0.829	16:39:18.585
6	1:01.044	+1.025	16:40:19.629
7	1:01.323	+1.304	16:41:20.952
8	1:01.519	+1.500	16:42:22.471
9	1:01.064	+1.045	16:43:23.535
10	1:01.238	+1.219	16:44:24.773
11	1:01.407	+1.388	16:45:26.180

(997) ANDERSON TIDRE

1	1:00.774	+0.988	16:35:18.623
2	59.786	-	16:36:18.409
3	1:00.083	+0.297	16:37:18.492
4	1:01.318	+1.532	16:38:19.810
5	1:00.884	+1.098	16:39:20.694
6	1:00.698	+0.912	16:40:21.392
7	1:00.569	+0.783	16:41:21.961
8	1:01.041	+1.255	16:42:23.002
9	1:01.020	+1.234	16:43:24.022
10	1:01.654	+1.868	16:44:25.676
11	1:02.083	+2.297	16:45:27.759

(49) ELIDIO SÉRGIO CIONECKI BUDZIACKI

1	1:01.218	+1.674	16:35:20.371
2	1:01.437	+1.893	16:36:21.808
3	1:00.903	+1.359	16:37:22.711
4	59.544	-	16:38:22.255
5	1:00.057	+0.513	16:39:22.312
6	1:00.349	+0.805	16:40:22.661
7	1:00.292	+0.748	16:41:22.953
8	1:00.685	+1.141	16:42:23.638
9	1:00.942	+1.398	16:43:24.580
10	1:02.331	+2.787	16:44:26.911
11	1:01.830	+2.286	16:45:28.741

(162) ALVARO CESAR DE CAMPOS JUNIOR

1	1:01.492	+0.578	16:35:21.476
2	1:01.457	+0.543	16:36:22.933
3	1:00.914	-	16:37:23.847
4	1:00.943	+0.029	16:38:24.790
5	1:02.122	+1.208	16:39:26.912
6	1:02.114	+1.200	16:40:29.026
7	1:01.000	+0.086	16:41:30.026
8	1:01.524	+0.610	16:42:31.550
9	1:02.798	+1.884	16:43:34.348
10	1:01.890	+0.976	16:44:36.238
11	1:02.043	+1.129	16:45:38.281

(14) RAFAEL OLBRE

1	1:03.052	+2.415	16:35:22.368
2	1:00.918	+0.281	16:36:23.286
3	1:01.676	+1.039	16:37:24.962
4	1:00.637	-	16:38:25.599
5	1:01.536	+0.899	16:39:27.135
6	1:01.973	+1.336	16:40:29.108
7	1:01.247	+0.610	16:41:30.355
8	1:01.895	+1.258	16:42:32.250
9	1:03.021	+2.384	16:43:35.271
10	1:02.309	+1.672	16:44:37.580
11	1:00.962	+0.325	16:45:38.542

(62) JOSE CARLOS FIGUEIREDO

1	1:07.431	+2.381	16:35:32.020
---	----------	--------	--------------

Lap	Lap Tm	Diff	Time of Day
2	1:05.050	-	16:36:37.070
3	1:05.893	+0.843	16:37:42.963
4	1:06.876	+1.826	16:38:49.839
5	1:06.163	+1.113	16:39:56.002
6	1:05.253	+0.203	16:41:01.255
7	1:05.333	+0.283	16:42:06.588
8	1:05.849	+0.799	16:43:12.437
9	1:06.029	+0.979	16:44:18.466
10	1:05.147	+0.097	16:45:23.613
11	1:18.846	+13.796	16:46:42.459

(5) LEANDRO NASCIMENTO FALAVINE

1	1:08.620	+6.005	16:35:32.192
2	1:08.542	+5.927	16:36:40.734
3	1:07.045	+4.430	16:37:47.779
4	1:05.908	+3.293	16:38:53.687
5	1:05.135	+2.520	16:39:58.822
6	1:04.792	+2.177	16:41:03.614
7	1:06.609	+3.994	16:42:10.223
8	1:08.361	+5.746	16:43:18.584
9	1:02.615	-	16:44:21.199
10	1:02.966	+0.351	16:45:24.165
11	1:18.748	+16.133	16:46:42.913

(123) JULIANO GONÇALVES

1	1:05.544	+0.261	16:35:28.852
2	1:06.248	+0.965	16:36:35.100
3	1:06.922	+1.639	16:37:42.022
4	1:06.420	+1.137	16:38:48.442
5	1:08.266	+2.983	16:39:56.708
6	1:06.549	+1.266	16:41:03.257
7	1:06.247	+0.964	16:42:09.504
8	1:05.283	-	16:43:14.787
9	1:06.705	+1.422	16:44:21.492
10	1:06.952	+1.669	16:45:28.444

(251) JEFERSON KEIL

1	59.739	+0.617	16:35:24.633
2	59.122	-	16:36:23.755
3	1:00.447	+1.325	16:37:24.202
4	59.429	+0.307	16:38:23.631
5	59.865	+0.743	16:39:23.496
6	59.699	+0.577	16:40:23.195
7	1:01.401	+2.279	16:41:24.596
8	1:01.650	+2.528	16:42:26.246
9	2:13.643	+1:14.521	16:44:39.889

(35) MATHEUS WILLYAN RIBEIRO

1	1:04.189	-	16:35:44.938
2	1:04.892	+0.703	16:36:49.830
3	1:09.081	+4.892	16:37:58.911
4	1:11.787	+7.598	16:39:10.698
5	7:26.619	+6:22.430	16:46:37.317

(217) RODRIGO DE PAULA FERREIRA

1	11:54.654	-	16:46:38.810
---	-----------	---	--------------


CRONOMETRAGEM FPrM

Orbits 4

Jorge L. Teixeira Jr
Leonardo Rosa

www.amb-it.com
www.mylaps.com

ensed to: Federacao Paranaense de Motociclismo



5ª Etapa Br e Final Pr de Velocross

BATON **Rio Negro 1,000 Km**

Prova **10/11/2012 13:25**

Race (10:00 and 2 Laps)

Lap	Lap Tm	Diff	Time of Day
(121) MAIARA BASSO			
1	<u>56.736</u>	+0.079	13:37:37.201
2	57.213	+0.556	13:38:34.414
3	<u>56.657</u>	-	13:39:31.071
4	57.779	+1.122	13:40:28.850
5	57.817	+1.160	13:41:26.667
6	58.823	+2.166	13:42:25.490
7	58.643	+1.986	13:43:24.133
8	58.202	+1.545	13:44:22.335
9	58.212	+1.555	13:45:20.547
10	58.742	+2.085	13:46:19.289
11	57.766	+1.109	13:47:17.055
12	57.248	+0.591	13:48:14.303
(15) DAIANE LOBCHENKO			
1	<u>1:01.378</u>	-	13:37:46.638
2	1:02.344	+0.966	13:38:48.982
3	1:02.159	+0.781	13:39:51.141
4	1:03.290	+1.912	13:40:54.431
5	1:03.056	+1.678	13:41:57.487
6	1:02.868	+1.490	13:43:00.355
7	1:01.970	+0.592	13:44:02.325
8	1:01.946	+0.568	13:45:04.271
9	1:03.714	+2.336	13:46:07.985
10	1:03.467	+2.089	13:47:11.452
11	1:03.853	+2.475	13:48:15.305
(4) KARINA MENEGUSSO			
1	<u>1:02.704</u>	+0.661	13:37:50.554
2	1:02.043	-	13:38:52.597
3	1:02.323	+0.280	13:39:54.920
4	1:03.909	+1.866	13:40:58.829
5	1:03.396	+1.353	13:42:02.225
6	1:02.718	+0.675	13:43:04.943
7	1:02.814	+0.771	13:44:07.757
8	1:02.770	+0.727	13:45:10.527
9	1:02.368	+0.325	13:46:12.895
10	1:03.042	+0.999	13:47:15.937
11	1:03.354	+1.311	13:48:19.291
(54) TATIANE LOBCHENKO			
1	<u>59.416</u>	+0.166	13:37:42.189
2	59.250	-	13:38:41.439
3	59.662	+0.412	13:39:41.101
4	1:27.273	+28.023	13:41:08.374
5	59.539	+0.289	13:42:07.913
6	1:38.299	+39.049	13:43:46.212
7	1:02.445	+3.195	13:44:48.657
8	1:03.560	+4.310	13:45:52.217
9	1:03.506	+4.256	13:46:55.723
10	1:03.298	+4.048	13:47:59.021
11	1:03.103	+3.853	13:49:02.124
(19) VANESSA GOBOR			
1	<u>1:08.727</u>	+1.472	13:38:02.718
2	1:09.281	+2.026	13:39:11.999
3	1:09.368	+2.113	13:40:21.367
4	1:10.934	+3.679	13:41:32.301
5	1:10.825	+3.570	13:42:43.126
6	1:10.052	+2.797	13:43:53.178
7	1:09.510	+2.255	13:45:02.688
8	1:09.203	+1.948	13:46:11.891
9	1:08.978	+1.723	13:47:20.869
10	1:07.255	-	13:48:28.124

Lap	Lap Tm	Diff	Time of Day
(131) ANA CLAUDIA FIETZ			
1	<u>1:09.474</u>	+5.716	13:38:45.327
2	1:03.758	-	13:39:49.085
3	1:04.166	+0.408	13:40:53.251
4	1:05.891	+2.133	13:41:59.142
5	1:04.180	+0.422	13:43:03.322
6	1:06.612	+2.854	13:44:09.934
7	1:04.350	+0.592	13:45:14.284
8	1:04.665	+0.907	13:46:18.949
9	1:04.977	+1.219	13:47:23.926
10	1:04.211	+0.453	13:48:28.137
(30) ERIKA ROGALSKI			
1	<u>1:13.232</u>	+3.741	13:38:13.558
2	1:12.807	+3.316	13:39:26.365
3	1:13.474	+3.983	13:40:39.839
4	1:10.815	+1.324	13:41:50.654
5	1:13.814	+4.323	13:43:04.468
6	1:13.582	+4.091	13:44:18.050
7	1:12.531	+3.040	13:45:30.581
8	1:09.491	-	13:46:40.072
9	1:11.083	+1.592	13:47:51.155
10	1:12.737	+3.246	13:49:03.892
(205) MARILIA AP CARSINO BAPTISTA			
1	<u>1:19.272</u>	+1.055	13:38:22.632
2	1:18.217	-	13:39:40.849
3	1:19.626	+1.409	13:41:00.475

Lap	Lap Tm	Diff	Time of Day
-----	--------	------	-------------



5ª Etapa Br e Final Pr de Velocross

Estreantes Especial

Rio Negro 1,000 Km

Prova

9/11/2012 17:20

Race (10:00 and 2 Laps)

Lap	Lap Tm	Diff	Time of Day
(125) WELNER LINDENBERG FILHO			
1	58.073	+0.949	16:36:55.228
2	57.124	-	16:37:52.352
3	57.947	+0.823	16:38:50.299
4	57.758	+0.634	16:39:48.057
5	1:00.089	+2.965	16:40:48.146
6	58.667	+1.543	16:41:46.813
7	59.471	+2.347	16:42:46.284
8	59.877	+2.753	16:43:46.161
9	59.740	+2.616	16:44:45.901
10	1:00.033	+2.909	16:45:45.934
11	1:00.110	+2.986	16:46:46.044
12	1:00.617	+3.493	16:47:46.661

Lap	Lap Tm	Diff	Time of Day
(69) JULIO CESAR VASELKOSKI			
1	58.789	+0.400	16:36:56.761
2	58.565	+0.176	16:37:55.326
3	58.389	-	16:38:53.715
4	58.477	+0.088	16:39:52.192
5	59.659	+1.270	16:40:51.851
6	59.201	+0.812	16:41:51.052
7	1:00.091	+1.702	16:42:51.143
8	59.130	+0.741	16:43:50.273
9	1:00.065	+1.676	16:44:50.338
10	59.888	+1.499	16:45:50.226
11	59.850	+1.461	16:46:50.076
12	1:00.601	+2.212	16:47:50.677

Lap	Lap Tm	Diff	Time of Day
(81) ADILAR SAMWAYS NETO			
1	1:00.523	+2.038	16:36:59.988
2	59.449	+0.964	16:37:59.437
3	58.861	+0.376	16:38:58.298
4	1:00.080	+1.595	16:39:58.378
5	58.485	-	16:40:56.863
6	59.186	+0.701	16:41:56.049
7	59.422	+0.937	16:42:55.471
8	59.151	+0.666	16:43:54.622
9	59.135	+0.650	16:44:53.757
10	1:00.038	+1.553	16:45:53.795
11	59.380	+0.895	16:46:53.175
12	59.959	+1.474	16:47:53.134

Lap	Lap Tm	Diff	Time of Day
(126) HENRIQUE LUIS OLSEN			
1	1:00.549	+0.276	16:37:01.044
2	1:00.273	-	16:38:01.317
3	1:00.861	+0.588	16:39:02.178
4	1:01.169	+0.896	16:40:03.347
5	1:00.745	+0.472	16:41:04.092
6	1:01.053	+0.780	16:42:05.145
7	1:00.681	+0.408	16:43:05.826
8	1:01.166	+0.893	16:44:06.992
9	1:01.328	+1.055	16:45:08.320
10	1:01.722	+1.449	16:46:10.042
11	1:01.839	+1.566	16:47:11.881
12	1:03.698	+3.425	16:48:15.579


Lap	Lap Tm	Diff	Time of Day
(300) SERGIO SCHMIDT			
1	1:02.331	+1.585	16:37:05.463
2	1:01.757	+1.011	16:38:07.220
3	1:02.083	+1.337	16:39:09.303
4	1:02.125	+1.379	16:40:11.428
5	1:02.477	+1.731	16:41:13.905
6	1:01.709	+0.963	16:42:15.614
7	1:00.746	-	16:43:16.360
8	1:01.473	+0.727	16:44:17.833

Lap	Lap Tm	Diff	Time of Day
9	1:01.542	+0.796	16:45:19.375
10	1:01.955	+1.209	16:46:21.330
11	1:01.313	+0.567	16:47:22.643
12	1:01.884	+1.138	16:48:24.527

Lap	Lap Tm	Diff	Time of Day
(20) CARLOS EDUARDO FELISKI			
1	1:01.987	+0.791	16:37:04.555
2	1:01.864	+0.668	16:38:06.419
3	1:01.914	+0.718	16:39:08.333
4	1:02.153	+0.957	16:40:10.486
5	1:01.808	+0.612	16:41:12.294
6	1:02.242	+1.046	16:42:14.536
7	1:01.196	-	16:43:15.732
8	1:01.268	+0.072	16:44:17.000
9	1:01.674	+0.478	16:45:18.674
10	1:02.329	+1.133	16:46:21.003
11	1:02.349	+1.153	16:47:23.352
12	1:12.641	+11.445	16:48:35.993

Lap	Lap Tm	Diff	Time of Day
(192) DAN FUCHS KIRCHOFF			
1	1:02.992	+1.633	16:37:06.731
2	1:02.218	+0.859	16:38:08.949
3	1:01.359	-	16:39:10.308
4	1:47.945	+46.586	16:40:58.253
5	1:02.930	+1.571	16:42:01.183
6	1:02.428	+1.069	16:43:03.611
7	1:02.728	+1.369	16:44:06.339
8	1:03.264	+1.905	16:45:09.603
9	1:02.938	+1.579	16:46:12.541
10	1:02.790	+1.431	16:47:15.331
11	1:03.646	+2.287	16:48:18.977

Lap	Lap Tm	Diff	Time of Day
(314) MATHEUS MOCELIN			
1	59.122	+1.142	16:36:57.711
2	58.750	+0.770	16:37:56.461
3	58.319	+0.339	16:38:54.780
4	2:36.255	+1:38.275	16:41:31.035
5	57.980	-	16:42:29.015
6	59.976	+1.996	16:43:28.991
7	59.353	+1.373	16:44:28.344
8	59.108	+1.128	16:45:27.452
9	58.449	+0.469	16:46:25.901
10	58.644	+0.664	16:47:24.545
11	59.331	+1.351	16:48:23.876



5ª Etapa Br e Final Pr de Velocross

Estreantes Nacional

Rio Negro 1,000 Km

Prova

9/11/2012 17:00

Race (12:00 and 2 Laps)



Lap	Lap Tm	Diff	Time of Day
2	1:04.409	+1.502	17:08:45.307
3	1:05.665	+2.758	17:09:50.972
4	1:05.743	+2.836	17:10:56.715
5	1:05.363	+2.456	17:12:02.078
6	1:04.044	+1.137	17:13:06.122
7	1:02.907	-	17:14:09.029
8	1:03.134	+0.227	17:15:12.163
9	1:03.254	+0.347	17:16:15.417
10	1:03.193	+0.286	17:17:18.610
11	1:03.189	+0.282	17:18:21.799
12	1:03.362	+0.455	17:19:25.161
13	1:04.936	+2.029	17:20:30.097

Lap	Lap Tm	Diff	Time of Day
-----	--------	------	-------------

Lap	Lap Tm	Diff	Time of Day
-----	--------	------	-------------

(138) FÁBIO LUIZ KÜHL

1	1:07.714	+1.101	17:07:45.181
2	1:09.352	+2.739	17:08:54.533
3	1:08.777	+2.164	17:10:03.310
4	1:07.727	+1.114	17:11:11.037
5	1:06.613	-	17:12:17.650
6	1:07.392	+0.779	17:13:25.042
7	1:10.061	+3.448	17:14:35.103
8	1:08.711	+2.098	17:15:43.814
9	1:07.187	+0.574	17:16:51.001
10	1:07.798	+1.185	17:17:58.799
11	1:08.838	+2.225	17:19:07.637
12	1:08.525	+1.912	17:20:16.162

(111) LEANDRO WEITGENANDT

1	1:02.247	+1.592	17:07:36.459
2	1:01.209	+0.554	17:08:37.668
3	1:01.879	+1.224	17:09:39.547
4	1:02.125	+1.470	17:10:41.672
5	1:00.655	-	17:11:42.327
6	1:00.837	+0.182	17:12:43.164
7	1:02.818	+2.163	17:13:45.982
8	1:01.293	+0.638	17:14:47.275
9	1:07.332	+6.677	17:15:54.607
10	1:02.020	+1.365	17:16:56.627
11	1:54.767	+54.112	17:18:51.394

(997) ANDERSON TIDRE

1	1:03.843	+0.429	17:07:39.992
2	1:03.859	+0.445	17:08:43.851
3	1:03.414	-	17:09:47.265
4	1:04.350	+0.936	17:10:51.615
5	1:03.849	+0.435	17:11:55.464
6	1:06.588	+3.174	17:13:02.052
7	1:06.593	+3.179	17:14:08.645
8	1:08.113	+4.699	17:15:16.758
9	1:08.108	+4.694	17:16:24.866
10	1:23.399	+19.985	17:17:48.265



5ª Etapa Br e Final Pr de Velocross

Força Livre Nacional

Rio Negro 1,000 Km

Prova

10/11/2012 16:30

Race (15:00 and 2 Laps)

Lap	Lap Tm	Diff	Time of Day
1	58.075	+1.276	17:30:03.573
2	57.557	+0.758	17:31:01.130
3	57.079	+0.280	17:31:58.209
4	56.799	-	17:32:55.008
5	57.963	+1.164	17:33:52.971
6	59.178	+2.379	17:34:52.149
7	1:02.784	+5.985	17:35:54.933
8	1:04.144	+7.345	17:36:59.077
9	1:04.077	+7.278	17:38:03.154
10	1:06.553	+9.754	17:39:09.707
11	1:07.123	+10.324	17:40:16.830
12	1:05.947	+9.148	17:41:22.777
13	1:09.251	+12.452	17:42:32.028
14	1:07.621	+10.822	17:43:39.649
15	1:08.952	+12.153	17:44:48.601
16	1:06.234	+9.435	17:45:54.835

(10) GABRIEL FIGUEIREDO

1	1:03.801	+1.549	17:30:15.992
2	1:02.252	-	17:31:18.244
3	1:03.112	+0.860	17:32:21.356
4	1:02.851	+0.599	17:33:24.207
5	1:02.696	+0.444	17:34:26.903
6	1:04.038	+1.786	17:35:30.941
7	1:04.230	+1.978	17:36:35.171
8	1:04.964	+2.712	17:37:40.135
9	1:05.098	+2.846	17:38:45.233
10	1:02.973	+0.721	17:39:48.206
11	1:03.716	+1.464	17:40:51.922
12	1:03.493	+1.241	17:41:55.415
13	1:02.543	+0.291	17:42:57.958
14	1:03.422	+1.170	17:44:01.380
15	1:04.650	+2.398	17:45:06.030
16	1:04.181	+1.929	17:46:10.211

(33) MARCOS ALBERTO SILVA SILVA

1	1:04.113	+2.877	17:30:14.563
2	1:01.236	-	17:31:15.799
3	1:02.642	+1.406	17:32:18.441
4	1:03.452	+2.216	17:33:21.893
5	1:02.306	+1.070	17:34:24.199
6	1:03.959	+2.723	17:35:28.158
7	1:05.169	+3.933	17:36:33.327
8	1:03.531	+2.295	17:37:36.858
9	1:04.201	+2.965	17:38:41.059
10	1:04.206	+2.970	17:39:45.265
11	1:05.183	+3.947	17:40:50.448
12	1:05.689	+4.453	17:41:56.137
13	1:03.182	+1.946	17:42:59.319
14	1:05.543	+4.307	17:44:04.862
15	1:04.133	+2.897	17:45:08.995
16	1:04.371	+3.135	17:46:13.366

(62) JOSE CARLOS FIGUEIREDO

1	1:04.319	+1.578	17:30:19.160
2	1:04.088	+1.347	17:31:23.248
3	1:02.741	-	17:32:25.989
4	1:03.106	+0.365	17:33:29.095
5	1:04.562	+1.821	17:34:33.657
6	1:02.837	+0.096	17:35:36.494
7	1:03.815	+1.074	17:36:40.309
8	1:03.853	+1.112	17:37:44.162
9	1:04.313	+1.572	17:38:48.475
10	1:04.293	+1.552	17:39:52.768
11	1:04.983	+2.242	17:40:57.751
12	1:04.162	+1.421	17:42:01.913

Lap	Lap Tm	Diff	Time of Day
13	1:04.628	+1.887	17:43:06.541
14	1:06.561	+3.820	17:44:13.102
15	1:08.109	+5.368	17:45:21.211
16	1:08.618	+5.877	17:46:29.829

(609) ILIO VENET

1	1:05.671	+3.150	17:30:18.641
2	1:03.173	+0.652	17:31:21.814
3	1:05.701	+3.180	17:32:27.515
4	1:02.521	-	17:33:30.036
5	1:06.224	+3.703	17:34:36.260
6	1:07.194	+4.673	17:35:43.454
7	1:07.041	+4.520	17:36:50.495
8	1:06.529	+4.008	17:37:57.024
9	1:13.083	+10.562	17:39:10.107
10	1:06.955	+4.434	17:40:17.062
11	1:07.772	+5.251	17:41:24.834
12	1:09.079	+6.558	17:42:33.913
13	1:06.976	+4.455	17:43:40.889
14	1:09.293	+6.772	17:44:50.182
15	1:06.060	+3.539	17:45:56.242

(217) RODRIGO DE PAULA FERREIRA

1	1:00.148	+1.929	17:30:09.319
2	59.069	+0.850	17:31:08.388
3	59.347	+1.128	17:32:07.735
4	59.351	+1.132	17:33:07.086
5	59.088	+0.869	17:34:06.174
6	58.219	-	17:35:04.393
7	59.714	+1.495	17:36:04.107
8	1:01.034	+2.815	17:37:05.141
9	1:00.112	+1.893	17:38:05.253
10	1:01.632	+3.413	17:39:06.885
11	1:00.792	+2.573	17:40:07.677
12	1:03.107	+4.888	17:41:10.784
13	1:07.559	+9.340	17:42:18.343
14	1:09.156	+10.937	17:43:27.499

(9) MARCOS WUDARSKI

1	54.263	+0.066	17:29:54.544
2	54.634	+0.437	17:30:49.178
3	54.369	+0.172	17:31:43.547
4	55.272	+1.075	17:32:38.819
5	54.348	+0.151	17:33:33.167
6	55.495	+1.298	17:34:28.662
7	54.197	-	17:35:22.859
8	54.612	+0.415	17:36:17.471
9	55.228	+1.031	17:37:12.699
10	54.507	+0.310	17:38:07.206
11	54.558	+0.361	17:39:01.764
12	7:54.496	+7:00.299	17:46:56.260

(35) CELIO KUPKA

1	1:06.307	+1.181	17:30:20.595
2	1:05.126	-	17:31:25.721
3	1:05.930	+0.804	17:32:31.651
4	1:10.416	+5.290	17:33:42.067
5	1:13.506	+8.380	17:34:55.573
6	1:17.677	+12.551	17:36:13.250
7	1:10.818	+5.692	17:37:24.068
8	1:11.110	+5.984	17:38:35.178
9	1:10.181	+5.055	17:39:45.359
10	1:22.841	+17.715	17:41:08.200

(251) JEFERSON KEIL

1	58.664	-	17:30:05.108
---	---------------	---	--------------

Lap	Lap Tm	Diff	Time of Day
2	1:29.420	+30.756	17:31:34.528
3	7:21.840	+6:23.176	17:38:56.368
4	1:38.537	+39.873	17:40:34.905
5	1:15.553	+16.889	17:41:50.458
6	1:21.364	+22.700	17:43:11.822

(100) GIOVANNI VEIGA ADRIANO

1	57.663	-	17:30:02.421
2	58.467	+0.804	17:31:00.888
3	58.209	+0.546	17:31:59.097

(718) MARCELO BONIFACIO

1	1:32.260	-	17:30:40.541
---	-----------------	---	--------------


CRONOMETRAGEM FPrM

Orbits 4

Jorge L. Teixeira Jr
Leonardo Rosa

www.amb-it.com
www.mylaps.com

ensed to: Federacao Paranaense de Motociclismo



5ª Etapa Br e Final Pr de Velocross

STREET **Rio Negro 1,000 Km**

Prova **10/11/2012 12:00**

Race (10:00 and 2 Laps)

Lap	Lap Tm	Diff	Time of Day
(10) WYLLYN RICHARD ALVES - BROA			
1	59.618	+1.417	12:50:46.487
2	1:00.345	+2.144	12:51:46.832
3	58.201	-	12:52:45.033
4	59.043	+0.842	12:53:44.076
5	1:01.468	+3.267	12:54:45.544
6	1:02.123	+3.922	12:55:47.667
7	1:01.852	+3.651	12:56:49.519
8	1:02.234	+4.033	12:57:51.753
9	1:00.843	+2.642	12:58:52.596
10	1:00.787	+2.586	12:59:53.383
11	1:01.923	+3.722	13:00:55.306
(35) MATHEUS WILLYAN RIBEIRO			
1	1:02.169	+2.479	12:50:50.970
2	1:02.300	+2.610	12:51:53.270
3	1:02.634	+2.944	12:52:55.904
4	1:02.550	+2.860	12:53:58.454
5	1:01.213	+1.523	12:54:59.667
6	1:00.727	+1.037	12:56:00.394
7	1:00.698	+1.008	12:57:01.092
8	1:00.926	+1.236	12:58:02.018
9	59.952	+0.262	12:59:01.970
10	1:00.001	+0.311	13:00:01.971
11	59.690	-	13:01:01.661
(95) EDERSON BALLATKA			
1	1:00.165	+1.759	12:50:46.136
2	59.862	+1.456	12:51:45.998
3	59.828	+1.422	12:52:45.826
4	1:20.438	+22.032	12:54:06.264
5	1:02.150	+3.744	12:55:08.414
6	1:00.675	+2.269	12:56:09.089
7	59.144	+0.738	12:57:08.233
8	58.718	+0.312	12:58:06.951
9	58.728	+0.322	12:59:05.679
10	58.406	-	13:00:04.085
11	58.773	+0.367	13:01:02.858
(81) ADILAR SAMWAYS NETO			
1	1:04.250	+2.256	12:50:57.740
2	1:02.879	+0.885	12:52:00.619
3	1:03.240	+1.246	12:53:03.859
4	1:01.994	-	12:54:05.853
5	1:03.221	+1.227	12:55:09.074
6	1:02.204	+0.210	12:56:11.278
7	1:03.533	+1.539	12:57:14.811
8	1:02.684	+0.690	12:58:17.495
9	1:03.710	+1.716	12:59:21.205
10	1:02.753	+0.759	13:00:23.958
11	1:03.856	+1.862	13:01:27.814
(609) ILIO VENET			
1	1:03.199	+0.564	12:50:55.128
2	1:03.536	+0.901	12:51:58.664
3	1:03.312	+0.677	12:53:01.976
4	1:03.114	+0.479	12:54:05.090
5	1:03.056	+0.421	12:55:08.146
6	1:02.635	-	12:56:10.781
7	1:03.839	+1.204	12:57:14.620
8	1:03.342	+0.707	12:58:17.962
9	1:03.702	+1.067	12:59:21.664
10	1:06.001	+3.366	13:00:27.665
11	1:07.174	+4.539	13:01:34.839

Lap	Lap Tm	Diff	Time of Day
(426) CELIO KUPKA			
1	1:04.424	+1.215	12:50:58.518
2	1:05.287	+2.078	12:52:03.805
3	1:04.726	+1.517	12:53:08.531
4	1:03.942	+0.733	12:54:12.473
5	1:03.890	+0.681	12:55:16.363
6	1:04.072	+0.863	12:56:20.435
7	1:03.209	-	12:57:23.644
8	1:04.399	+1.190	12:58:28.043
9	1:04.424	+1.215	12:59:32.467
10	1:05.812	+2.603	13:00:38.279
11	1:07.777	+4.568	13:01:46.056
(138) FÁBIO LUIZ KÜHL			
1	1:12.035	+4.734	12:51:09.349
2	1:07.351	+0.050	12:52:16.700
3	1:07.363	+0.062	12:53:24.063
4	1:08.451	+1.150	12:54:32.514
5	1:11.072	+3.771	12:55:43.586
6	1:13.027	+5.726	12:56:56.613
7	1:08.904	+1.603	12:58:05.517
8	1:08.037	+0.736	12:59:13.554
9	1:07.301	-	13:00:20.855
10	1:09.279	+1.978	13:01:30.134

Lap	Lap Tm	Diff	Time of Day
-----	--------	------	-------------



5ª Etapa Br e Final Pr de Velocross

VX 2

Rio Negro 1,000 Km

Prova

10/11/2012 15:20

Race (20:00 and 2 Laps)

Lap	Lap Tm	Diff	Time of Day
18	1:01.290	+3.012	16:17:45.853
19	1:10.318	+12.040	16:18:56.171
20	1:11.802	+13.524	16:20:07.973
21	1:02.603	+4.325	16:21:10.576

(13) JULIANO DIENER

Lap	Lap Tm	Diff	Time of Day
1	1:04.283	+4.061	16:00:41.876
2	1:01.967	+1.745	16:01:43.843
3	1:04.997	+4.775	16:02:48.840
4	1:05.028	+4.806	16:03:53.868
5	1:04.417	+4.195	16:04:58.285
6	1:02.917	+2.695	16:06:01.202
7	1:01.644	+1.422	16:07:02.846
8	1:06.668	+6.446	16:08:09.514
9	1:02.811	+2.589	16:09:12.325
10	1:03.580	+3.358	16:10:15.905
11	1:02.744	+2.522	16:11:18.649
12	1:02.499	+2.277	16:12:21.148
13	1:00.222	-	16:13:21.370
14	1:01.558	+1.336	16:14:22.928
15	1:00.532	+0.310	16:15:23.460
16	1:00.966	+0.744	16:16:24.426
17	1:02.472	+2.250	16:17:26.898
18	1:00.497	+0.275	16:18:27.395
19	1:01.516	+1.294	16:19:28.911
20	1:05.392	+5.170	16:20:34.303

(126) HENRIQUE LUIS OLSEN

Lap	Lap Tm	Diff	Time of Day
1	1:01.928	+0.928	16:00:50.127
2	1:03.506	+2.506	16:01:53.633
3	1:02.503	+1.503	16:02:56.136
4	1:04.203	+3.203	16:04:00.339
5	1:01.263	+0.263	16:05:01.602
6	1:02.607	+1.607	16:06:04.209
7	1:02.108	+1.108	16:07:06.317
8	1:05.340	+4.340	16:08:11.657
9	1:01.807	+0.807	16:09:13.464
10	1:01.022	+0.022	16:10:14.486
11	1:02.476	+1.476	16:11:16.962
12	1:01.000	-	16:12:17.962
13	1:01.915	+0.915	16:13:19.877
14	1:02.237	+1.237	16:14:22.114
15	1:01.934	+0.934	16:15:24.048
16	1:02.157	+1.157	16:16:26.205
17	1:02.136	+1.136	16:17:28.341
18	1:01.236	+0.236	16:18:29.577
19	1:02.590	+1.590	16:19:32.167
20	1:03.764	+2.764	16:20:35.931

(355) ANDERSON RIBAS MACHADO

Lap	Lap Tm	Diff	Time of Day
1	1:05.306	+2.647	16:00:16.763
2	1:03.820	+1.161	16:01:20.583
3	1:03.788	+1.129	16:02:24.371
4	1:04.436	+1.777	16:03:28.807
5	1:06.540	+3.881	16:04:35.347
6	1:03.491	+0.832	16:05:38.838
7	1:02.659	-	16:06:41.497
8	1:05.217	+2.558	16:07:46.714
9	1:05.521	+2.862	16:08:52.235
10	1:05.892	+3.233	16:09:58.127
11	1:04.806	+2.147	16:11:02.933
12	1:05.326	+2.667	16:12:08.259
13	1:09.241	+6.582	16:13:17.500
14	2:04.723	+1:02.064	16:15:22.223
15	1:03.303	+0.644	16:16:25.526
16	1:04.227	+1.568	16:17:29.753

Lap	Lap Tm	Diff	Time of Day
17	1:02.899	+0.240	16:18:32.652
18	1:02.951	+0.292	16:19:35.603
19	1:12.666	+10.007	16:20:48.269

(314) RAFAEL HÜBNER

Lap	Lap Tm	Diff	Time of Day
1	1:07.477	+3.450	16:01:26.148
2	1:05.291	+1.264	16:02:31.439
3	1:04.027	-	16:03:35.466
4	1:04.125	+0.098	16:04:39.591
5	1:06.225	+2.198	16:05:45.816
6	1:06.190	+2.163	16:06:52.006
7	1:06.156	+2.129	16:07:58.162
8	1:05.053	+1.026	16:09:03.215
9	1:05.786	+1.759	16:10:09.001
10	1:22.883	+18.856	16:11:31.884
11	1:08.597	+4.570	16:12:40.481
12	1:06.751	+2.724	16:13:47.232
13	1:08.760	+4.733	16:14:55.992
14	1:07.302	+3.275	16:16:03.294
15	1:06.980	+2.953	16:17:10.274
16	1:06.629	+2.602	16:18:16.903
17	1:05.323	+1.296	16:19:22.226
18	1:06.630	+2.603	16:20:28.856

(118) DAUA ANDREOLI

Lap	Lap Tm	Diff	Time of Day
1	57.406	+3.231	16:00:04.701
2	2:03.359	+1:09.184	16:02:08.060
3	56.978	+2.803	16:03:05.038
4	57.807	+3.632	16:04:02.845
5	57.227	+3.052	16:05:00.072
6	56.840	+2.665	16:05:56.912
7	55.338	+1.163	16:06:52.250
8	55.930	+1.755	16:07:48.180
9	56.251	+2.076	16:08:44.431
10	54.581	+0.406	16:09:39.012
11	54.652	+0.477	16:10:33.664
12	56.901	+2.726	16:11:30.565
13	1:01.311	+7.136	16:12:31.876
14	54.175	-	16:13:26.051
15	1:00.797	+6.622	16:14:26.848
16	1:04.596	+10.421	16:15:31.444
17	1:02.089	+7.914	16:16:33.533
18	5:25.732	+4:31.557	16:21:59.265

(157) ALEXANDRO DE LARA

Lap	Lap Tm	Diff	Time of Day
1	58.066	+3.039	16:00:05.951
2	58.178	+3.151	16:01:04.129
3	55.893	+0.866	16:02:00.022
4	57.245	+2.218	16:02:57.267
5	55.163	+0.136	16:03:52.430
6	56.454	+1.427	16:04:48.884
7	55.027	-	16:05:43.911
8	56.727	+1.700	16:06:40.638
9	56.543	+1.516	16:07:37.181
10	55.363	+0.336	16:08:32.544
11	55.378	+0.351	16:09:27.922
12	55.621	+0.594	16:10:23.543
13	56.266	+1.239	16:11:19.809
14	10:37.734	+9:42.707	16:21:57.543

(70) PEDRO HENRIQUE ROSA BUENO

Lap	Lap Tm	Diff	Time of Day
1	58.017	-	16:00:06.470
2	58.042	+0.025	16:01:04.512
3	20:21.489	+19:23.472	16:21:26.001

(7) VOLKMAR BERCHTOLD

CRONOMETRAGEM FPrM

Orbits 4

Jorge L. Teixeira Jr
Leonardo Rosa

www.amb-it.com
www.mylaps.com

ensed to: Federacao Paranaense de Motociclismo



5ª Etapa Br e Final Pr de Velocross

VX 3 Especial

Rio Negro 1,000 Km

Prova

10/11/2012 16:55

Race (15:00 and 2 Laps)

Lap	Lap Tm	Diff	Time of Day
9	1:03.439	+3.638	17:41:04.024
10	1:02.748	+2.947	17:42:06.772
11	1:03.694	+3.893	17:43:10.466
12	1:02.466	+2.665	17:44:12.932
13	1:02.930	+3.129	17:45:15.862
14	1:03.416	+3.615	17:46:19.278
15	1:03.420	+3.619	17:47:22.698
16	1:05.031	+5.230	17:48:27.729

(501) GIOVANI VALENTE

1	59.918	-	17:32:50.849
2	1:00.929	+1.011	17:33:51.778
3	1:01.546	+1.628	17:34:53.324
4	1:01.924	+2.006	17:35:55.248
5	1:00.806	+0.888	17:36:56.054
6	1:01.597	+1.679	17:37:57.651
7	1:02.824	+2.906	17:39:00.475
8	1:02.126	+2.208	17:40:02.601
9	1:03.376	+3.458	17:41:05.977
10	1:03.292	+3.374	17:42:09.269
11	1:02.521	+2.603	17:43:11.790
12	1:01.864	+1.946	17:44:13.654
13	1:01.364	+1.446	17:45:15.018
14	1:02.734	+2.816	17:46:17.752
15	1:03.706	+3.788	17:47:21.458

(914) ADILSON HÜBNER

1	1:04.126	+1.636	17:32:58.126
2	1:03.791	+1.301	17:34:01.917
3	1:03.534	+1.044	17:35:05.451
4	1:03.852	+1.362	17:36:09.303
5	1:04.973	+2.483	17:37:14.276
6	1:04.078	+1.588	17:38:18.354
7	1:03.653	+1.163	17:39:22.007
8	1:03.802	+1.312	17:40:25.809
9	1:02.490	-	17:41:28.299
10	1:03.201	+0.711	17:42:31.500
11	1:04.562	+2.072	17:43:36.062
12	1:03.793	+1.303	17:44:39.855
13	1:03.679	+1.189	17:45:43.534
14	1:04.048	+1.558	17:46:47.582
15	1:05.715	+3.225	17:47:53.297

(28) EMERSON STRAPÇAÇO

1	1:03.238	+0.359	17:32:56.472
2	1:04.009	+1.130	17:34:00.481
3	1:03.196	+0.317	17:35:03.677
4	1:03.487	+0.608	17:36:07.164
5	1:02.879	-	17:37:10.043
6	1:04.872	+1.993	17:38:14.915
7	1:05.621	+2.742	17:39:20.536
8	1:04.510	+1.631	17:40:25.046
9	1:06.376	+3.497	17:41:31.422
10	1:07.103	+4.224	17:42:38.525
11	1:06.825	+3.946	17:43:45.350
12	1:06.788	+3.909	17:44:52.138
13	1:08.063	+5.184	17:46:00.201
14	1:06.638	+3.759	17:47:06.839
15	1:06.366	+3.487	17:48:13.205

(612) JAIRO PEDRO

1	1:02.974	-	17:32:55.169
2	1:04.443	+1.469	17:33:59.612
3	1:03.214	+0.240	17:35:02.826
4	1:03.876	+0.902	17:36:06.702
5	1:05.990	+3.016	17:37:12.692

Lap	Lap Tm	Diff	Time of Day
6	1:07.458	+4.484	17:38:20.150
7	1:08.024	+5.050	17:39:28.174
8	1:08.074	+5.100	17:40:36.248
9	1:07.691	+4.717	17:41:43.939
10	1:06.800	+3.826	17:42:50.739
11	1:08.625	+5.651	17:43:59.364
12	1:07.742	+4.768	17:45:07.106
13	1:07.928	+4.954	17:46:15.034
14	1:05.999	+3.025	17:47:21.033
15	1:07.296	+4.322	17:48:28.329

(355) ANDERSON RIBAS MACHADO

1	1:04.481	+5.173	17:32:56.910
2	1:01.193	+1.885	17:33:58.103
3	1:01.320	+2.012	17:34:59.423
4	1:00.301	+0.993	17:35:59.724
5	59.971	+0.663	17:36:59.695
6	59.308	-	17:37:59.003
7	1:01.741	+2.433	17:39:00.744
8	1:02.573	+3.265	17:40:03.317
9	1:01.039	+1.731	17:41:04.356
10	59.766	+0.458	17:42:04.122
11	1:00.237	+0.929	17:43:04.359
12	1:02.173	+2.865	17:44:06.532
13	1:02.602	+3.294	17:45:09.134
14	3:21.039	+2:21.731	17:48:30.173

(18) JOSE LUIZ MARCHIOTTO JUNIOR

1	1:01.179	+1.049	17:32:51.225
2	1:01.301	+1.171	17:33:52.526
3	1:01.672	+1.542	17:34:54.198
4	1:00.138	+0.008	17:35:54.336
5	1:00.534	+0.404	17:36:54.870
6	1:00.827	+0.697	17:37:55.697
7	1:00.130	-	17:38:55.827
8	1:02.202	+2.072	17:39:58.029
9	1:03.827	+3.697	17:41:01.856
10	1:15.065	+14.935	17:42:16.921
11	1:13.013	+12.883	17:43:29.934

(99) JONAS CECCON

1	1:00.777	+0.281	17:32:48.382
2	1:02.547	+2.051	17:33:50.929
3	1:01.154	+0.658	17:34:52.083
4	1:00.496	-	17:35:52.579
5	1:01.431	+0.935	17:36:54.010
6	1:02.636	+2.140	17:37:56.646
7	1:01.457	+0.961	17:38:58.103
8	8:16.985	+7:16.489	17:47:15.088
9	1:09.904	+9.408	17:48:24.992



5ª Etapa Br e Final Pr de Velocross


VX 3 Nacional

Rio Negro 1,000 Km

Prova

10/11/2012 15:45

Race (10:00 and 2 Laps)



Lap	Lap Tm	Diff	Time of Day
10	1:17.126	+3.743	16:23:36.738
(13) VANDIR FRACARO			
1	1:19.804	+6.157	16:12:32.140
2	1:18.550	+4.903	16:13:50.690
3	1:17.400	+3.753	16:15:08.090
4	1:16.261	+2.614	16:16:24.351
5	1:16.443	+2.796	16:17:40.794
6	1:16.088	+2.441	16:18:56.882
7	1:14.547	+0.900	16:20:11.429
8	1:16.171	+2.524	16:21:27.600
9	1:13.647	-	16:22:41.247
(15) JANUARIO JOSE WSZOEK			
1	1:21.292	+7.109	16:12:34.550
2	1:18.497	+4.314	16:13:53.047
3	1:18.007	+3.824	16:15:11.054
4	1:15.713	+1.530	16:16:26.767
5	1:16.398	+2.215	16:17:43.165
6	1:16.919	+2.736	16:19:00.084
7	1:16.945	+2.762	16:20:17.029
8	1:15.425	+1.242	16:21:32.454
9	1:14.183	-	16:22:46.637
(3) ADEMAR WERNER BOETTCHER			
1	1:13.754	-	16:12:12.120
2	1:43.377	+29.623	16:13:55.497

Lap	Lap Tm	Diff	Time of Day
-----	--------	------	-------------

Lap	Lap Tm	Diff	Time of Day
-----	--------	------	-------------



5ª Etapa Br e Final Pr de Velocross

VX 4 Nacional

Rio Negro 1,000 Km

Prova

10/11/2012 12:40

Race (12:00 and 2 Laps)

Lap	Lap Tm	Diff	Time of Day
(612) JAIRO PEDRO			
1	1:05.835	+0.295	14:11:08.722
2	1:05.861	+0.321	14:12:14.583
3	1:06.348	+0.808	14:13:20.931
4	1:08.219	+2.679	14:14:29.150
5	1:07.494	+1.954	14:15:36.644
6	1:10.200	+4.660	14:16:46.844
7	1:07.355	+1.815	14:17:54.199
8	1:08.295	+2.755	14:19:02.494
9	1:05.902	+0.362	14:20:08.396
10	1:09.548	+4.008	14:21:17.944
11	1:07.395	+1.855	14:22:25.339
12	1:05.540	-	14:23:30.879

(62) JOSE CARLOS FIGUEIREDO			
1	1:09.574	+5.049	14:11:17.568
2	1:08.267	+3.742	14:12:25.835
3	1:07.397	+2.872	14:13:33.232
4	1:08.116	+3.591	14:14:41.348
5	1:06.061	+1.536	14:15:47.409
6	1:07.306	+2.781	14:16:54.715
7	1:07.348	+2.823	14:18:02.063
8	1:04.525	-	14:19:06.588
9	1:05.405	+0.880	14:20:11.993
10	1:07.362	+2.837	14:21:19.355
11	1:07.009	+2.484	14:22:26.364
12	1:05.718	+1.193	14:23:32.082

(37) JOSé VITOR CIT			
1	1:09.692	+1.510	14:11:15.832
2	1:09.496	+1.314	14:12:25.328
3	1:11.898	+3.716	14:13:37.226
4	1:08.775	+0.593	14:14:46.001
5	1:08.607	+0.425	14:15:54.608
6	1:08.819	+0.637	14:17:03.427
7	1:08.182	-	14:18:11.609
8	1:08.581	+0.399	14:19:20.190
9	1:08.416	+0.234	14:20:28.606
10	1:08.867	+0.685	14:21:37.473
11	1:08.553	+0.371	14:22:46.026
12	1:08.273	+0.091	14:23:54.299

(162) REGINALDO PORTELA			
1	1:11.627	+4.581	14:11:20.207
2	1:08.452	+1.406	14:12:28.659
3	1:10.590	+3.544	14:13:39.249
4	1:09.325	+2.279	14:14:48.574
5	1:07.046	-	14:15:55.620
6	1:09.379	+2.333	14:17:04.999
7	1:07.806	+0.760	14:18:12.805
8	1:08.739	+1.693	14:19:21.544
9	1:09.185	+2.139	14:20:30.729
10	1:10.628	+3.582	14:21:41.357
11	1:09.262	+2.216	14:22:50.619
12	1:11.272	+4.226	14:24:01.891

(13) VANDIR FRACARO			
1	1:13.261	+0.368	14:11:24.152
2	1:12.893	-	14:12:37.045
3	1:14.351	+1.458	14:13:51.396
4	1:14.065	+1.172	14:15:05.461
5	1:13.960	+1.067	14:16:19.421
6	1:19.113	+6.220	14:17:38.534
7	1:13.892	+0.999	14:18:52.426
8	1:13.583	+0.690	14:20:06.009

Lap	Lap Tm	Diff	Time of Day
9	1:14.339	+1.446	14:21:20.348
10	1:13.051	+0.158	14:22:33.399
11	1:13.081	+0.188	14:23:46.480

(14) MARCIO FERNANDO BOROX			
1	1:00.350	+4.012	14:10:55.011
2	59.149	+2.811	14:11:54.160
3	56.338	-	14:12:50.498
4	59.577	+3.239	14:13:50.075
5	57.979	+1.641	14:14:48.054
6	58.654	+2.316	14:15:46.708

Lap	Lap Tm	Diff	Time of Day
-----	--------	------	-------------

CRONOMETRAGEM FPrM

Orbits 4

Jorge L. Teixeira Jr
Leonardo Rosa

www.amb-it.com
www.mylaps.com

ponsored to: Federacao Paranaense de Motociclismo



5ª Etapa Br e Final Pr de Velocross

55cc

Prova

Race (10:00 and 1 Laps)

Rio Negro 1,000 Km

10/11/2012 12:20

Lap	Lap Tm	Diff	Time of Day
(36) RUAN RIBEIRO DE CASTRO			
1	1:07.753	+0.492	13:11:49.356
2	1:12.038	+4.777	13:13:01.394
3	1:10.777	+3.516	13:14:12.171
4	1:09.079	+1.818	13:15:21.250
5	1:07.261	-	13:16:28.511
6	1:07.654	+0.393	13:17:36.165
7	1:08.749	+1.488	13:18:44.914
8	1:09.198	+1.937	13:19:54.112
9	1:10.428	+3.167	13:21:04.540

Lap	Lap Tm	Diff	Time of Day
(10) MATHEUS GABRIEL SILVA			
1	1:08.042	+0.489	13:11:53.576
2	1:11.551	+3.998	13:13:05.127
3	1:10.478	+2.925	13:14:15.605
4	1:07.553	-	13:15:23.158
5	1:08.497	+0.944	13:16:31.655
6	1:08.646	+1.093	13:17:40.301
7	1:10.642	+3.089	13:18:50.943
8	1:11.108	+3.555	13:20:02.051
9	1:10.433	+2.880	13:21:12.484

Lap	Lap Tm	Diff	Time of Day
(239) JORGE MARCOS MIKOSKI SIMOES			
1	1:08.763	-	13:11:52.883
2	1:30.528	+21.765	13:13:23.411
3	1:10.663	+1.900	13:14:34.074
4	1:11.486	+2.723	13:15:45.560
5	1:11.316	+2.553	13:16:56.876
6	1:11.802	+3.039	13:18:08.678
7	1:10.991	+2.228	13:19:19.669
8	1:11.289	+2.526	13:20:30.958
9	1:14.551	+5.788	13:21:45.509

Lap	Lap Tm	Diff	Time of Day
(580) ANDRÉ JOSÉ NETZEL			
1	1:14.679	+2.316	13:12:02.830
2	1:14.324	+1.961	13:13:17.154
3	1:15.113	+2.750	13:14:32.267
4	1:12.786	+0.423	13:15:45.053
5	1:13.334	+0.971	13:16:58.387
6	1:14.285	+1.922	13:18:12.672
7	1:13.367	+1.004	13:19:26.039
8	1:12.363	-	13:20:38.402
9	1:14.964	+2.601	13:21:53.366

Lap	Lap Tm	Diff	Time of Day
(181) LUIS MARCOS ARAGÃO			
1	1:15.391	+0.629	13:12:07.007
2	1:16.252	+1.490	13:13:23.259
3	1:20.690	+5.928	13:14:43.949
4	1:18.891	+4.129	13:16:02.840
5	1:14.762	-	13:17:17.602
6	1:17.699	+2.937	13:18:35.301
7	1:16.164	+1.402	13:19:51.465
8	1:17.177	+2.415	13:21:08.642

Lap	Lap Tm	Diff	Time of Day
(3) TAYLINE RUBIANE BOETTCHER			
1	1:18.840	+4.375	13:12:17.577
2	1:18.074	+3.609	13:13:35.651
3	1:22.890	+8.425	13:14:58.541
4	1:19.438	+4.973	13:16:17.979
5	1:16.039	+1.574	13:17:34.018
6	1:17.273	+2.808	13:18:51.291
7	1:18.514	+4.049	13:20:09.805
8	1:14.465	-	13:21:24.270

Lap	Lap Tm	Diff	Time of Day
(609) MELISSA VENET			
1	1:14.465	-	13:21:24.270

Lap	Lap Tm	Diff	Time of Day
1	1:19.091	+2.059	13:12:17.200
2	1:17.912	+0.880	13:13:35.112
3	1:20.652	+3.620	13:14:55.764
4	1:20.513	+3.481	13:16:16.277
5	1:17.032	-	13:17:33.309
6	1:17.321	+0.289	13:18:50.630
7	1:19.752	+2.720	13:20:10.382
8	1:18.760	+1.728	13:21:29.142

Lap	Lap Tm	Diff	Time of Day
(37) MATEUS RODRIGUES			
1	1:23.371	+6.576	13:13:01.921
2	1:22.029	+5.234	13:14:23.950
3	1:18.245	+1.450	13:15:42.195
4	1:20.278	+3.483	13:17:02.473
5	1:16.795	-	13:18:19.268
6	1:22.772	+5.977	13:19:42.040
7	1:19.793	+2.998	13:21:01.833
8	1:19.089	+2.294	13:22:20.922

Lap	Lap Tm	Diff	Time of Day
(125) OTÁVIO PEDRO DA SILVA			
1	1:47.339	+28.401	13:13:22.833
2	1:20.650	+1.712	13:14:43.483
3	1:21.815	+2.877	13:16:05.298
4	1:20.437	+1.499	13:17:25.735
5	1:18.938	-	13:18:44.673
6	1:21.577	+2.639	13:20:06.250
7	1:19.671	+0.733	13:21:25.921

Lap	Lap Tm	Diff	Time of Day
(22) LUCAS JOSÉ IVANOWSKI			
1	1:27.751	+3.641	13:12:56.323
2	1:26.776	+2.666	13:14:23.099
3	1:24.110	-	13:15:47.209
4	1:24.701	+0.591	13:17:11.910
5	1:26.223	+2.113	13:18:38.133
6	1:27.428	+3.318	13:20:05.561
7	1:25.740	+1.630	13:21:31.301

Lap	Lap Tm	Diff	Time of Day
(50) PAOLA MENEGUSO			
1	1:28.900	+0.301	13:12:36.484
2	1:28.781	+0.182	13:14:05.265
3	1:31.624	+3.025	13:15:36.889
4	1:30.768	+2.169	13:17:07.657
5	1:29.971	+1.372	13:18:37.628
6	1:32.165	+3.566	13:20:09.793
7	1:28.599	-	13:21:38.392

Lap	Lap Tm	Diff	Time of Day
(17) JOSÉ GABRIEL WSZOEK			
1	1:23.228	+1.088	13:12:26.677
2	1:23.187	+1.047	13:13:49.864
3	1:24.709	+2.569	13:15:14.573
4	1:22.140	-	13:16:36.713
5	1:38.967	+16.827	13:18:15.680
6	2:08.031	+45.891	13:20:23.711
7	1:27.089	+4.949	13:21:50.800

Lap	Lap Tm	Diff	Time of Day
(187) GUILHERME PADILHA			
1	1:37.081	+7.825	13:13:02.474
2	1:32.146	+2.890	13:14:34.620
3	1:31.575	+2.319	13:16:06.195
4	1:29.256	-	13:17:35.451
5	1:29.579	+0.323	13:19:05.030
6	1:30.394	+1.138	13:20:35.424
7	1:31.662	+2.406	13:22:07.086

Lap	Lap Tm	Diff	Time of Day
(1) LEONARDO DE ALMEIDA			
1	1:38.996	+8.075	13:13:01.354

CRONOMETRAGEM FPrM

Orbits 4

Jorge L. Teixeira Jr
Leonardo Rosa

www.amb-it.com
www.mylaps.com

ensed to: Federacao Paranaense de Motociclismo



5ª Etapa Br e Final Pr de Velocross

85cc

Rio Negro 1,000 Km

Prova

10/11/2012 16:00

Race (12:00 and 2 Laps)

Lap	Lap Tm	Diff	Time of Day
(9) GABRIEL HENRIQUE PIETCHAK AIEM			
1	57.912	+2.364	16:56:58.398
2	56.933	+1.385	16:57:55.331
3	56.685	+1.137	16:58:52.016
4	56.813	+1.265	16:59:48.829
5	56.123	+0.575	17:00:44.952
6	55.842	+0.294	17:01:40.794
7	55.999	+0.451	17:02:36.793
8	55.823	+0.275	17:03:32.616
9	55.778	+0.230	17:04:28.394
10	56.266	+0.718	17:05:24.660
11	56.044	+0.496	17:06:20.704
12	55.647	+0.099	17:07:16.351
13	55.923	+0.375	17:08:12.274
14	55.548	-	17:09:07.822

Lap	Lap Tm	Diff	Time of Day
(57) LUCAS NOGUEIRA			
1	57.752	+2.482	16:56:58.887
2	57.183	+1.913	16:57:56.070
3	56.627	+1.357	16:58:52.697
4	56.744	+1.474	16:59:49.441
5	56.662	+1.392	17:00:46.103
6	56.458	+1.188	17:01:42.561
7	55.768	+0.498	17:02:38.329
8	56.576	+1.306	17:03:34.905
9	55.729	+0.459	17:04:30.634
10	55.988	+0.718	17:05:26.622
11	55.946	+0.676	17:06:22.568
12	55.270	-	17:07:17.838
13	56.019	+0.749	17:08:13.857
14	55.889	+0.619	17:09:09.746

Lap	Lap Tm	Diff	Time of Day
(111) VITOR IGOR DE ALMEIDA			
1	57.674	+2.232	16:56:57.837
2	56.870	+1.428	16:57:54.707
3	56.689	+1.247	16:58:51.396
4	56.980	+1.538	16:59:48.376
5	57.166	+1.724	17:00:45.542
6	56.268	+0.826	17:01:41.810
7	56.114	+0.672	17:02:37.924
8	56.209	+0.767	17:03:34.133
9	56.829	+1.387	17:04:30.962
10	55.941	+0.499	17:05:26.903
11	56.013	+0.571	17:06:22.916
12	55.442	-	17:07:18.358
13	56.498	+1.056	17:08:14.856
14	1:12.876	+17.434	17:09:27.732

Lap	Lap Tm	Diff	Time of Day
(25) LEONARDO CASSAROTTI			
1	58.830	-	16:57:01.298
2	58.907	+0.077	16:58:00.205
3	59.590	+0.760	16:58:59.795
4	1:00.241	+1.411	17:00:00.036
5	59.393	+0.563	17:00:59.429
6	59.672	+0.842	17:01:59.101
7	59.663	+0.833	17:02:58.764
8	59.108	+0.278	17:03:57.872
9	59.308	+0.478	17:04:57.180
10	59.087	+0.257	17:05:56.267
11	59.408	+0.578	17:06:55.675
12	59.290	+0.460	17:07:54.965
13	59.145	+0.315	17:08:54.110
14	1:00.048	+1.218	17:09:54.158

Lap	Lap Tm	Diff	Time of Day
(192) DAN FUCHS KIRCHOFF			

Lap	Lap Tm	Diff	Time of Day
1	59.410	+0.193	16:57:03.518
2	1:01.004	+1.787	16:58:04.522
3	59.393	+0.176	16:59:03.915
4	59.270	+0.053	17:00:03.185
5	59.359	+0.142	17:01:02.544
6	59.340	+0.123	17:02:01.884
7	59.592	+0.375	17:03:01.476
8	59.217	-	17:04:00.693
9	1:00.110	+0.893	17:05:00.803
10	59.309	+0.092	17:06:00.112
11	59.382	+0.165	17:06:59.494
12	59.583	+0.366	17:07:59.077
13	59.508	+0.291	17:08:58.585
14	1:00.053	+0.836	17:09:58.638

Lap	Lap Tm	Diff	Time of Day
(15) GUILHERME MAJEWSKI PINHEIRO			
1	59.192	+1.658	16:57:02.385
2	1:13.920	+16.386	16:58:16.305
3	59.448	+1.914	16:59:15.753
4	59.212	+1.678	17:00:14.965
5	58.467	+0.933	17:01:13.432
6	58.665	+1.131	17:02:12.097
7	58.251	+0.717	17:03:10.348
8	58.539	+1.005	17:04:08.887
9	59.373	+1.839	17:05:08.260
10	57.534	-	17:06:05.794
11	59.047	+1.513	17:07:04.841
12	57.962	+0.428	17:08:02.803
13	57.601	+0.067	17:09:00.404
14	58.544	+1.010	17:09:58.948

Lap	Lap Tm	Diff	Time of Day
(5) LEONARDO NUNES			
1	1:01.161	+2.460	16:57:07.750
2	59.139	+0.438	16:58:06.889
3	59.872	+1.171	16:59:06.761
4	58.904	+0.203	17:00:05.665
5	59.379	+0.678	17:01:05.044
6	58.701	-	17:02:03.745
7	59.562	+0.861	17:03:03.307
8	58.879	+0.178	17:04:02.186
9	59.198	+0.497	17:05:01.384
10	59.413	+0.712	17:06:00.797
11	59.362	+0.661	17:07:00.159
12	59.088	+0.387	17:07:59.247
13	59.633	+0.932	17:08:58.880
14	1:00.709	+2.008	17:09:59.589

Lap	Lap Tm	Diff	Time of Day
(13) LUCAS GOBOR			
1	1:00.391	+0.608	16:57:05.335
2	1:00.258	+0.475	16:58:05.593
3	1:00.469	+0.686	16:59:06.062
4	1:01.264	+1.481	17:00:07.326
5	1:00.382	+0.599	17:01:07.708
6	1:00.151	+0.368	17:02:07.859
7	59.809	+0.026	17:03:07.668
8	1:00.412	+0.629	17:04:08.080
9	59.783	-	17:05:07.863
10	1:00.960	+1.177	17:06:08.823
11	1:01.816	+2.033	17:07:10.639
12	1:02.226	+2.443	17:08:12.865
13	1:02.816	+3.033	17:09:15.681

Lap	Lap Tm	Diff	Time of Day
(11) MATHEUS ZERBATO			
1	59.409	+0.870	16:57:08.983
2	59.958	+1.419	16:58:08.941
3	59.880	+1.341	16:59:08.821

Lap	Lap Tm	Diff	Time of Day
4	58.961	+0.422	17:00:07.782
5	58.539	-	17:01:06.321
6	59.036	+0.497	17:02:05.357
7	58.542	+0.003	17:03:03.899
8	59.270	+0.731	17:04:03.169
9	58.592	+0.053	17:05:01.761
10	59.546	+1.007	17:06:01.307
11	59.517	+0.978	17:07:00.824
12	1:33.910	+35.371	17:08:34.734
13	1:04.564	+6.025	17:09:39.298

Lap	Lap Tm	Diff	Time of Day
(735) VINICIUS LIMA			
1	1:02.050	-	16:57:08.180
2	1:02.104	+0.054	16:58:10.284
3	1:02.996	+0.946	16:59:13.280
4	1:03.656	+1.606	17:00:16.936
5	1:03.769	+1.719	17:01:20.705
6	1:05.774	+3.724	17:02:26.479
7	1:04.093	+2.043	17:03:30.572
8	1:05.483	+3.433	17:04:36.055
9	1:05.337	+3.287	17:05:41.392
10	1:04.426	+2.376	17:06:45.818
11	1:06.159	+4.109	17:07:51.977
12	1:04.435	+2.385	17:08:56.412
13	1:06.444	+4.394	17:10:02.856

Lap	Lap Tm	Diff	Time of Day
(911) CAUê KEPLER PAULI DA SILVA			
1	1:03.376	+0.532	16:57:13.794
2	1:05.378	+2.534	16:58:19.172
3	1:03.368	+0.524	16:59:22.540
4	1:02.844	-	17:00:25.384
5	1:04.175	+1.331	17:01:29.559
6	1:03.969	+1.125	17:02:33.528
7	1:05.614	+2.770	17:03:39.142
8	1:03.453	+0.609	17:04:42.595
9	1:04.217	+1.373	17:05:46.812
10	1:03.753	+0.909	17:06:50.565
11	1:05.275	+2.431	17:07:55.840
12	1:05.786	+2.942	17:09:01.626
13	1:04.777	+1.933	17:10:06.403

CRONOMETRAGEM FPRM

Orbits 4

Jorge L. Teixeira Jr
Leonardo Rosa

www.amb-it.com
www.mylaps.com

ensend to: Federacao Paranaense de Motociclismo