




Abertura Paranaense de Cross Country

Campina Grande do Sul 0,000 Km

14/4/2013 15:00



XC2

2. PROVA

Race (30:00 and 1 Laps)

Lap	Lap Tm	Diff	Time of Day
(28) ALAN MICHEL MEYENBERG			
1	4:39.675	-	16:23:03.986
2	4:43.883	+4.208	16:27:47.869
3	4:41.026	+1.351	16:32:28.895
4	4:45.846	+6.171	16:37:14.741
5	4:45.205	+5.530	16:41:59.946
6	4:40.320	+0.645	16:46:40.266
7	4:51.768	+12.093	16:51:32.034
(110) CLAUDINEI BECEGATO			
1	4:43.556	+4.152	16:23:16.282
2	4:40.309	+0.905	16:27:56.591
3	4:41.628	+2.224	16:32:38.219
4	4:43.881	+4.477	16:37:22.100
5	4:39.404	-	16:42:01.504
6	4:40.822	+1.418	16:46:42.326
7	4:56.966	+17.562	16:51:39.292
(909) LEONARDO CASSAROTTI			
1	4:38.419	-	16:23:04.491
2	4:46.298	+7.879	16:27:50.789
3	4:54.966	+16.547	16:32:45.755
4	4:48.894	+10.475	16:37:34.649
5	4:42.067	+3.648	16:42:16.716
6	4:42.949	+4.530	16:46:59.665
7	4:41.094	+2.675	16:51:40.759
(6) JEFFERSON TILLER			
1	4:52.670	-	16:23:23.412
2	5:03.088	+10.418	16:28:26.500
3	5:00.165	+7.495	16:33:26.665
4	4:58.577	+5.907	16:38:25.242
5	5:06.585	+13.915	16:43:31.827
6	5:04.472	+11.802	16:48:36.299
7	5:16.786	+24.116	16:53:53.085
(14) RAFAEL OLBRE			
1	5:01.944	+2.305	16:23:35.675
2	5:06.025	+6.386	16:28:41.700
3	4:59.848	+0.209	16:33:41.548
4	4:59.639	-	16:38:41.187
5	5:05.716	+6.077	16:43:46.903
6	5:10.727	+11.088	16:48:57.630
7	5:08.245	+8.606	16:54:05.875
(25) ANILTON XIMENEZ			
1	5:04.641	+0.312	16:23:36.170
2	5:04.329	-	16:28:40.499
3	5:10.657	+6.328	16:33:51.156
4	5:11.636	+7.307	16:39:02.792
5	5:09.177	+4.848	16:44:11.969
6	5:17.338	+13.009	16:49:29.307
7	5:08.818	+4.489	16:54:38.125
(397) HIGOR STIVAL			
1	5:04.992	-	16:23:43.178
2	5:07.196	+2.204	16:28:50.374
3	5:08.034	+3.042	16:33:58.408
4	5:09.506	+4.514	16:39:07.914
5	5:11.364	+6.372	16:44:19.278
6	5:11.926	+6.934	16:49:31.204
7	5:09.285	+4.293	16:54:40.489
(175) FABIO CASTILHO			
1	5:09.898	+5.012	16:23:46.126

Lap	Lap Tm	Diff	Time of Day
2	5:04.886	-	16:28:51.012
3	5:07.942	+3.056	16:33:58.954
4	5:09.324	+4.438	16:39:08.278
5	5:15.265	+10.379	16:44:23.543
6	5:10.189	+5.303	16:49:33.732
7	5:10.612	+5.726	16:54:44.344
(19) GASPAR JOÃO DE MATOS			
1	5:20.198	+4.707	16:23:59.089
2	5:17.491	+2.000	16:29:16.580
3	5:16.230	+0.739	16:34:32.810
4	5:15.491	-	16:39:48.301
5	5:17.585	+2.094	16:45:05.886
6	5:20.699	+5.208	16:50:26.585
7	5:24.183	+8.692	16:55:50.768
(400) PAULO CUJA			
1	5:10.838	-	16:23:46.479
2	5:16.466	+5.628	16:29:02.945
3	5:33.834	+22.996	16:34:36.779
4	5:19.082	+8.244	16:39:55.861
5	5:32.527	+21.689	16:45:28.388
6	5:41.400	+30.562	16:51:09.788
7	5:24.162	+13.324	16:56:33.950
(91) LEANDRO ZONATO			
1	5:22.575	+2.483	16:24:01.843
2	5:20.092	-	16:29:21.935
3	5:29.275	+9.183	16:34:51.210
4	5:29.603	+9.511	16:40:20.813
5	5:35.044	+14.952	16:45:55.857
6	5:20.726	+0.634	16:51:16.583
7	5:28.358	+8.266	16:56:44.941
(75) RARISSON ALVES DE BRITO			
1	5:28.895	+7.136	16:24:09.272
2	5:27.383	+5.624	16:29:36.655
3	5:26.112	+4.353	16:35:02.767
4	5:28.432	+6.673	16:40:31.199
5	5:28.788	+7.029	16:45:59.987
6	5:21.759	-	16:51:21.746
7	5:29.603	+7.844	16:56:51.349
(575) ANTONIO ROGERIO ANJINHO			
1	6:22.531	+25.437	16:25:11.190
2	6:24.077	+26.983	16:31:35.267
3	6:02.055	+4.961	16:37:37.322
4	5:57.094	-	16:43:34.416
5	6:14.752	+17.658	16:49:49.168
6	6:06.974	+9.880	16:55:56.142
(49) CAMILA CHRISTIE			
1	6:26.331	+16.013	16:25:09.323
2	6:13.710	+3.392	16:31:23.033
3	6:21.356	+11.038	16:37:44.389
4	6:10.318	-	16:43:54.707
5	7:15.874	+1:05.556	16:51:10.581
6	6:12.964	+2.646	16:57:23.545
(36) MARCELO JOSE DE ALMEIDA			
1	6:37.715	+51.684	16:25:18.535
2	5:46.031	-	16:31:04.566
3	8:33.267	+2:47.236	16:39:37.833
4	6:05.094	+19.063	16:45:42.927
5	6:43.584	+57.553	16:52:26.511

Lap	Lap Tm	Diff	Time of Day
(157) ALEXANDRO DE LARA			
1	4:38.816	-	16:23:06.374
2	4:42.433	+3.617	16:27:48.807
3	4:42.874	+4.058	16:32:31.681

Jorge Jr.

Cristiano Cardoso

Orbits 4

www.amb-it.com

www.mylaps.com


ponsored to: Federacao Paranaense de Motociclismo



Abertura Paranaense de Cross Country

Campina Grande do Sul 0,000 Km

14/4/2013 13:00



XC3

1. Prova

Race (30:00 and 1 Laps)

Lap	Lap Tm	Diff	Time of Day
(455) EDINEI BUENO			
1	4:44.742	+12.568	11:51:48.937
2	4:33.582	+1.408	11:56:22.519
3	4:32.174	-	12:00:54.693
4	4:41.438	+9.264	12:05:36.131
5	4:37.860	+5.686	12:10:13.991
6	4:46.259	+14.085	12:15:00.250
7	4:44.402	+12.228	12:19:44.652
8	4:48.738	+16.564	12:24:33.390

Lap	Lap Tm	Diff	Time of Day
(702) THELLADUR			
1	4:44.521	-	11:51:48.161
2	4:46.727	+2.206	11:56:34.888
3	4:45.074	+0.553	12:01:19.962
4	4:46.031	+1.510	12:06:05.993
5	4:45.114	+0.593	12:10:51.107
6	4:47.186	+2.665	12:15:38.293
7	4:52.482	+7.961	12:20:30.775
8	4:49.020	+4.499	12:25:19.795

Lap	Lap Tm	Diff	Time of Day
(32) ALEXANDRO LEONEL			
1	4:53.127	+4.586	11:52:02.384
2	4:52.012	+3.471	11:56:54.396
3	4:49.781	+1.240	12:01:44.177
4	4:48.541	-	12:06:32.718
5	4:52.304	+3.763	12:11:25.022
6	4:49.836	+1.295	12:16:14.858
7	4:51.467	+2.926	12:21:06.325
8	4:52.430	+3.889	12:25:58.755

Lap	Lap Tm	Diff	Time of Day
(22) CRISTIANO BAPTISTA PIPINO			
1	4:50.490	-	11:51:57.535
2	4:58.195	+7.705	11:56:55.730
3	5:03.061	+12.571	12:01:58.791
4	5:08.236	+17.746	12:07:07.027
5	5:16.129	+25.639	12:12:23.156
6	5:08.788	+18.298	12:17:31.944
7	5:08.441	+17.951	12:22:40.385
8	5:04.244	+13.754	12:27:44.629

Lap	Lap Tm	Diff	Time of Day
(173) MARCIO BATISTA			
1	5:04.410	+2.592	11:52:12.836
2	5:07.142	+5.324	11:57:19.978
3	5:21.356	+19.538	12:02:41.334
4	5:01.818	-	12:07:43.152
5	5:06.034	+4.216	12:12:49.186
6	5:07.744	+5.926	12:17:56.930
7	5:04.272	+2.454	12:23:01.202
8	5:03.687	+1.869	12:28:04.889

Lap	Lap Tm	Diff	Time of Day
(978) RICARDO RIBEIRO BATISTA			
1	5:08.943	+4.816	11:52:24.939
2	5:04.127	-	11:57:29.066
3	5:05.166	+1.039	12:02:34.232
4	5:04.533	+0.406	12:07:38.765
5	5:13.858	+9.731	12:12:52.623
6	5:12.782	+8.655	12:18:05.405
7	5:13.994	+9.867	12:23:19.399
8	5:05.595	+1.468	12:28:24.994

Lap	Lap Tm	Diff	Time of Day
(78) JAIRO CELIO VICENTE PINTO			
1	5:37.945	+24.713	11:53:06.983
2	5:13.232	-	11:58:20.215
3	5:13.955	+0.723	12:03:34.170
4	5:24.535	+11.303	12:08:58.705

Lap	Lap Tm	Diff	Time of Day
5	5:19.767	+6.535	12:14:18.472
6	5:40.424	+27.192	12:19:58.896
7	5:20.260	+7.028	12:25:19.156

Lap	Lap Tm	Diff	Time of Day
(3) AUGUSTO AMHOF			
1	6:02.955	+40.735	11:53:28.622
2	5:31.741	+9.521	11:59:00.363
3	5:22.220	-	12:04:22.583
4	5:26.354	+4.134	12:09:48.937
5	5:30.658	+8.438	12:15:19.595
6	5:28.605	+6.385	12:20:48.200
7	5:28.091	+5.871	12:26:16.291

Lap	Lap Tm	Diff	Time of Day
(23) ANDERSON RIBAS MACHADO			
1	5:13.245	-	11:52:22.850
2	5:32.983	+19.738	11:57:55.833
3	5:47.473	+34.228	12:03:43.306
4	5:49.972	+36.727	12:09:33.278
5	5:38.113	+24.868	12:15:11.391
6	5:53.871	+40.626	12:21:05.262
7	6:15.858	+1:02.613	12:27:21.120

Lap	Lap Tm	Diff	Time of Day
(18) JOSE LUIZ MARCHIOTTO JUNIOR			
1	5:28.751	+0.033	11:52:46.231
2	5:28.718	-	11:58:14.949
3	5:55.675	+26.957	12:04:10.624
4	5:48.908	+20.190	12:09:59.532
5	6:02.140	+33.422	12:16:01.672
6	6:26.145	+57.427	12:22:27.817
7	6:23.860	+55.142	12:28:51.677

Lap	Lap Tm	Diff	Time of Day
(13) VANDIR FRACARO			
1	6:16.986	+22.705	11:53:48.264
2	6:05.393	+11.112	11:59:53.657
3	5:57.400	+3.119	12:05:51.057
4	5:54.281	-	12:11:45.338
5	6:00.756	+6.475	12:17:46.094
6	5:58.293	+4.012	12:23:44.387
7	6:01.112	+6.831	12:29:45.499

Jorge Jr.


Cristiano Cardoso

Orbits 4

www.amb-it.com

www.mylaps.com

ponsored to: Federacao Paranaense de Motociclismo



Abertura Paranaense de Cross Country

XC3

Campina Grande do Sul 0,000 Km

2. Prova

14/4/2013 13:00

Race (30:00 and 1 Laps)

Lap	Lap Tm	Diff	Time of Day
(455) EDINEI BUENO			
1	4:37.585	+9.120	15:32:31.984
2	4:31.712	+3.247	15:37:03.696
3	4:28.465	-	15:41:32.161
4	4:33.326	+4.861	15:46:05.487
5	4:33.280	+4.815	15:50:38.767
6	4:35.599	+7.134	15:55:14.366
7	4:38.893	+10.428	15:59:53.259

Lap	Lap Tm	Diff	Time of Day
(702) THELLADUR			
1	4:38.864	+5.684	15:32:23.932
2	4:33.625	+0.445	15:36:57.557
3	4:33.949	+0.769	15:41:31.506
4	4:33.180	-	15:46:04.686
5	4:33.673	+0.493	15:50:38.359
6	4:35.576	+2.396	15:55:13.935
7	4:44.013	+10.833	15:59:57.948

Lap	Lap Tm	Diff	Time of Day
(32) ALEXANDRO LEONEL			
1	5:04.774	+17.204	15:32:56.414
2	4:50.672	+3.102	15:37:47.086
3	4:52.969	+5.399	15:42:40.055
4	4:47.570	-	15:47:27.625
5	4:53.462	+5.892	15:52:21.087
6	4:53.103	+5.533	15:57:14.190
7	4:52.200	+4.630	16:02:06.390

Lap	Lap Tm	Diff	Time of Day
(22) CRISTIANO BAPTISTA PIPINO			
1	4:45.652	-	15:32:31.300
2	4:53.489	+7.837	15:37:24.789
3	5:00.233	+14.581	15:42:25.022
4	5:09.748	+24.096	15:47:34.770
5	5:09.341	+23.689	15:52:44.111
6	5:13.501	+27.849	15:57:57.612
7	5:18.077	+32.425	16:03:15.689

Lap	Lap Tm	Diff	Time of Day
(78) JAIRO CELIO VICENTE PINTO			
1	5:20.412	+23.449	15:33:08.098
2	5:05.810	+8.847	15:38:13.908
3	5:08.825	+11.862	15:43:22.733
4	4:56.963	-	15:48:19.696
5	4:59.631	+2.668	15:53:19.327
6	5:12.317	+15.354	15:58:31.644
7	5:03.831	+6.868	16:03:35.475

Lap	Lap Tm	Diff	Time of Day
(978) RICARDO RIBEIRO BATISTA			
1	5:00.444	+3.842	15:32:50.917
2	4:56.602	-	15:37:47.519
3	5:20.567	+23.965	15:43:08.086
4	5:09.608	+13.006	15:48:17.694
5	5:10.184	+13.582	15:53:27.878
6	5:07.347	+10.745	15:58:35.225
7	5:03.346	+6.744	16:03:38.571


Lap	Lap Tm	Diff	Time of Day
(173) MARCIO BATISTA			
1	5:02.524	-	15:32:49.094
2	5:17.066	+14.542	15:38:06.160
3	5:16.708	+14.184	15:43:22.868
4	5:22.053	+19.529	15:48:44.921
5	5:10.350	+7.826	15:53:55.271
6	5:23.091	+20.567	15:59:18.362
7	5:39.173	+36.649	16:04:57.535

Lap	Lap Tm	Diff	Time of Day
(3) AUGUSTO AMHOF			
1	5:25.378	+9.847	15:33:20.024

Lap	Lap Tm	Diff	Time of Day
2	5:18.283	+2.752	15:38:38.307
3	5:15.531	-	15:43:53.838
4	5:18.447	+2.916	15:49:12.285
5	5:22.627	+7.096	15:54:34.912
6	5:34.003	+18.472	16:00:08.915

Lap	Lap Tm	Diff	Time of Day
(23) ANDERSON RIBAS MACHADO			
1	6:01.211	+40.079	15:33:49.510
2	5:25.454	+4.322	15:39:14.964
3	5:21.132	-	15:44:36.096
4	5:22.626	+1.494	15:49:58.722
5	5:28.837	+7.705	15:55:27.559
6	5:30.552	+9.420	16:00:58.111

Lap	Lap Tm	Diff	Time of Day
(13) VANDIR FRACARO			
1	6:05.850	+9.020	15:34:12.172
2	6:02.798	+5.968	15:40:14.970
3	5:56.830	-	15:46:11.800
4	5:59.063	+2.233	15:52:10.863
5	6:06.419	+9.589	15:58:17.282
6	6:04.611	+7.781	16:04:21.893



Jorge Jr.

Cristiano Cardoso

Orbits 4

www.amb-it.com

www.mylaps.com


ponsored to: Federacao Paranaense de Motociclismo



Abertura Paranaense de Cross Country

Campina Grande do Sul 0,000 Km

14/4/2013 14:00



XC4

1. PROVA

Race (30:00 and 1 Laps)

Lap	Lap Tm	Diff	Time of Day
(45) JOSE LUIZ TORRES			
1	5:13.463	+15.458	13:34:35.406
2	5:03.273	+5.268	13:39:38.679
3	5:01.303	+3.298	13:44:39.982
4	5:01.389	+3.384	13:49:41.371
5	5:00.046	+2.041	13:54:41.417
6	5:01.736	+3.731	13:59:43.153
7	4:58.005	-	14:04:41.158
(11) LAURO VONSOVICZ			
1	5:10.535	+11.796	13:34:31.464
2	5:03.602	+4.863	13:39:35.066
3	5:04.429	+5.690	13:44:39.495
4	5:01.435	+2.696	13:49:40.930
5	5:01.348	+2.609	13:54:42.278
6	5:01.651	+2.912	13:59:43.929
7	4:58.739	-	14:04:42.668
(19) GASPAS JOÃO DE MATOS			
1	5:14.837	+8.531	13:34:38.993
2	5:12.504	+6.198	13:39:51.497
3	5:11.895	+5.589	13:45:03.392
4	5:06.306	-	13:50:09.698
5	5:07.370	+1.064	13:55:17.068
6	5:09.006	+2.700	14:00:26.074
7	5:15.017	+8.711	14:05:41.091
(15) ÉRICO HONORIO			
1	5:18.020	+7.370	13:34:38.419
2	5:13.000	+2.350	13:39:51.419
3	5:13.913	+3.263	13:45:05.332
4	5:14.407	+3.757	13:50:19.739
5	5:13.024	+2.374	13:55:32.763
6	5:10.650	-	14:00:43.413
7	5:12.723	+2.073	14:05:56.136
(383) JELTON SCHEIDT			
1	5:16.992	+5.102	13:34:43.161
2	5:14.981	+3.091	13:39:58.142
3	5:14.828	+2.938	13:45:12.970
4	5:11.890	-	13:50:24.860
5	5:12.269	+0.379	13:55:37.129
6	5:13.618	+1.728	14:00:50.747
7	5:18.474	+6.584	14:06:09.221
(977) OSLEI OLIVEIRA			
1	5:15.808	+1.093	13:34:35.028
2	5:14.715	-	13:39:49.743
3	5:22.044	+7.329	13:45:11.787
4	5:16.018	+1.303	13:50:27.805
5	5:14.989	+0.274	13:55:42.794
6	5:16.605	+1.890	14:00:59.399
7	5:17.996	+3.281	14:06:17.395
(13) DEVANIR BRAGUIM			
1	5:18.990	+4.995	13:34:42.055
2	5:13.995	-	13:39:56.050
3	5:16.507	+2.512	13:45:12.557
4	5:16.369	+2.374	13:50:28.926
5	5:14.704	+0.709	13:55:43.630
6	5:16.475	+2.480	14:01:00.105
7	5:19.486	+5.491	14:06:19.591
(5) FLAVIO SILVA ANTONIO			
1	5:25.870	+14.001	13:35:04.762

Lap	Lap Tm	Diff	Time of Day
2	5:18.211	+6.342	13:40:22.973
3	5:15.849	+3.980	13:45:38.822
4	5:17.056	+5.187	13:50:55.878
5	5:18.833	+6.964	13:56:14.711
6	5:11.869	-	14:01:26.580
7	5:25.615	+13.746	14:06:52.195
(237) ANTONIO CARLOS BUENO			
1	5:20.169	+4.295	13:34:51.885
2	5:15.874	-	13:40:07.759
3	5:19.892	+4.018	13:45:27.651
4	5:17.033	+1.159	13:50:44.684
5	5:31.270	+15.396	13:56:15.954
6	5:59.112	+43.238	14:02:15.066
7	5:34.537	+18.663	14:07:49.603
(45) LEANDRO RUIZ DE PAULA			
1	5:35.472	+11.564	13:35:04.315
2	5:36.730	+12.822	13:40:41.045
3	5:26.386	+2.478	13:46:07.431
4	5:25.637	+1.729	13:51:33.068
5	5:23.908	-	13:56:56.976
6	5:30.893	+6.985	14:02:27.869
7	5:31.202	+7.294	14:07:59.071
(294) LEONARDO ROSA			
1	5:21.579	-	13:34:51.673
2	5:25.052	+3.473	13:40:16.725
3	5:22.821	+1.242	13:45:39.546
4	5:50.308	+28.729	13:51:29.854
5	5:40.054	+18.475	13:57:09.908
6	5:33.059	+11.480	14:02:42.967
7	5:23.479	+1.900	14:08:06.446
(17) ANDRE BARANSK			
1	5:33.730	+10.355	13:35:06.199
2	5:26.407	+3.032	13:40:32.606
3	5:41.704	+18.329	13:46:14.310
4	5:28.926	+5.551	13:51:43.236
5	5:30.139	+6.764	13:57:13.375
6	5:31.093	+7.718	14:02:44.468
7	5:23.375	-	14:08:07.843
(306) CRISTOVÃO S. CASTRO SALLES			
1	5:39.088	+13.961	13:35:14.530
2	5:32.430	+7.303	13:40:46.960
3	5:31.300	+6.173	13:46:18.260
4	5:30.598	+5.471	13:51:48.858
5	5:25.127	-	13:57:13.985
6	5:30.830	+5.703	14:02:44.815
7	5:26.966	+1.839	14:08:11.781
(664) AMILTON SILVA DE OLIVEIRA			
1	5:11.170	-	13:37:06.883
2	5:23.034	+11.864	13:42:29.917
3	5:37.499	+26.329	13:48:07.416
4	5:27.176	+16.006	13:53:34.592
5	5:31.087	+19.917	13:59:05.679
6	5:28.866	+17.696	14:04:34.545
7	5:33.735	+22.565	14:10:08.280
(765) JULIANO MARCELO RAMOS			
1	6:20.371	+38.482	13:35:54.859
2	5:47.686	+5.797	13:41:42.545
3	5:43.539	+1.650	13:47:26.084
4	5:45.580	+3.691	13:53:11.664

Lap	Lap Tm	Diff	Time of Day
5	5:46.604	+4.715	13:58:58.268
6	5:41.889	-	14:04:40.157
7	5:51.558	+9.669	14:10:31.715
(420) EMERSON STRAPACAO			
1	5:43.227	-	13:35:21.602
2	6:02.209	+18.982	13:41:23.811
3	5:52.681	+9.454	13:47:16.492

Jorge Jr.


Cristiano Cardoso

Orbits 4

www.amb-it.com

www.mylaps.com

ponsored to: Federacao Paranaense de Motociclismo




Abertura Paranaense de Cross Country

(NACIONAL A) 230CC

Campina Grande do Sul 0,000 Km

14/4/2013 13:00



1. Prova

Race (30:00 and 1 Laps)

Lap	Lap Tm	Diff	Time of Day
(126) GUILHERME ROBERTO DA SILVA			
1	5:06.745	+16.283	11:52:25.876
2	4:56.036	+5.574	11:57:21.912
3	4:56.165	+5.703	12:02:18.077
4	4:50.462	-	12:07:08.539
5	5:00.105	+9.643	12:12:08.644
6	5:05.388	+14.926	12:17:14.032
7	4:59.296	+8.834	12:22:13.328
8	5:11.075	+20.613	12:27:24.403

(99) JOCIMAR FERREIRA DE LIMA			
1	5:02.725	+5.407	11:52:16.428
2	5:05.016	+7.698	11:57:21.444
3	5:13.964	+16.646	12:02:35.408
4	5:03.033	+5.715	12:07:38.441
5	4:57.318	-	12:12:35.759
6	5:02.229	+4.911	12:17:37.988
7	5:05.680	+8.362	12:22:43.668
8	5:06.140	+8.822	12:27:49.808

(35) MATHEUS WILLYAN RIBEIRO			
1	5:07.927	+7.418	11:52:26.627
2	5:03.999	+3.490	11:57:30.626
3	5:04.389	+3.880	12:02:35.015
4	5:24.234	+23.725	12:07:59.249
5	5:07.733	+7.224	12:13:06.982
6	5:15.784	+15.275	12:18:22.766
7	5:00.855	+0.346	12:23:23.621
8	5:00.509	-	12:28:24.130

(978) RICARDO RIBEIRO BATISTA			
1	5:08.943	+4.816	11:52:24.939
2	5:04.127	-	11:57:29.066
3	5:05.166	+1.039	12:02:34.232
4	5:04.533	+0.406	12:07:38.765
5	5:13.858	+9.731	12:12:52.623
6	5:12.782	+8.655	12:18:05.405
7	5:13.994	+9.867	12:23:19.399
8	5:05.595	+1.468	12:28:24.994

(53) JEFERSON WOJVOC BOB			
1	5:30.663	+9.007	11:52:54.354
2	5:30.134	+8.478	11:58:24.488
3	5:26.994	+5.338	12:03:51.482
4	5:25.851	+4.195	12:09:17.333
5	5:21.656	-	12:14:38.989
6	5:28.963	+7.307	12:20:07.952
7	5:31.372	+9.716	12:25:39.324

(123) JULIANO GONÇALVES			
1	5:29.885	+3.576	11:52:52.376
2	5:30.812	+4.503	11:58:23.188
3	5:29.776	+3.467	12:03:52.964
4	5:26.309	-	12:09:19.273
5	5:29.006	+2.697	12:14:48.279
6	5:36.573	+10.264	12:20:24.852
7	5:35.514	+9.205	12:26:00.366

(3) CHRISTOPHER AMHOF PAUL			
1	5:30.685	+0.401	11:52:49.254
2	5:30.677	+0.393	11:58:19.931
3	5:30.284	-	12:03:50.215
4	5:44.916	+14.632	12:09:35.131
5	5:38.906	+8.622	12:15:14.037
6	5:35.205	+4.921	12:20:49.242

Lap	Lap Tm	Diff	Time of Day
7	5:52.825	+22.541	12:26:42.067

(294) LEONARDO ROSA			
1	6:02.061	+16.150	11:53:27.631
2	6:25.076	+39.165	11:59:52.707
3	5:51.549	+5.638	12:05:44.256
4	5:45.911	-	12:11:30.167
5	5:46.864	+0.953	12:17:17.031
6	5:54.554	+8.643	12:23:11.585
7	5:53.452	+7.541	12:29:05.037

(86) LEANDRO CEOLIN SANTOS			
1	6:40.218	+54.209	11:54:04.785
2	5:51.710	+5.701	11:59:56.495
3	5:50.138	+4.129	12:05:46.633
4	5:46.009	-	12:11:32.642
5	5:51.069	+5.060	12:17:23.711
6	5:57.491	+11.482	12:23:21.202
7	5:49.822	+3.813	12:29:11.024

(13) VANDIR FRACARO			
1	6:16.986	+22.705	11:53:48.264
2	6:05.393	+11.112	11:59:53.657
3	5:57.400	+3.119	12:05:51.057
4	5:54.281	-	12:11:45.338
5	6:00.756	+6.475	12:17:46.094
6	5:58.293	+4.012	12:23:44.387
7	6:01.112	+6.831	12:29:45.499

(217) RODRIGO DE PAULA FERREIRA			
1	5:04.719	+8.924	11:52:16.900
2	4:56.045	+0.250	11:57:12.945
3	4:59.426	+3.631	12:02:12.371
4	4:55.795	-	12:07:08.166

Jorge Jr.


Cristiano Cardoso

Orbits 4

www.amb-it.com

www.mylaps.com

ponsored to: Federacao Paranaense de Motociclismo



Abertura Paranaense de Cross Country

(NACIONAL A) 230CC

Campina Grande do Sul 0,000 Km

2. Prova

14/4/2013 13:00

Race (30:00 and 1 Laps)

Lap	Lap Tm	Diff	Time of Day
(35) MATHEUS WILLYAN RIBEIRO			
1	5:03.397	+9.442	15:32:57.645
2	5:00.659	+6.704	15:37:58.304
3	4:54.087	+0.132	15:42:52.391
4	4:53.955	-	15:47:46.346
5	4:57.290	+3.335	15:52:43.636
6	4:58.854	+4.899	15:57:42.490
7	5:09.553	+15.598	16:02:52.043

(126) GUILHERME ROBERTO DA SILVA			
1	5:01.883	+7.499	15:32:54.689
2	5:01.881	+7.497	15:37:56.570
3	4:54.579	+0.195	15:42:51.149
4	4:54.384	-	15:47:45.533
5	5:28.307	+33.923	15:53:13.840
6	5:07.443	+13.059	15:58:21.283
7	5:11.547	+17.163	16:03:32.830

(978) RICARDO RIBEIRO BATISTA			
1	5:00.444	+3.842	15:32:50.917
2	4:56.602	-	15:37:47.519
3	5:20.567	+23.965	15:43:08.086
4	5:09.608	+13.006	15:48:17.694
5	5:10.184	+13.582	15:53:27.878
6	5:07.347	+10.745	15:58:35.225
7	5:03.346	+6.744	16:03:38.571

(53) JEFERSON WOJVOC BOB			
1	5:31.561	+21.396	15:33:32.410
2	5:13.338	+3.173	15:38:45.748
3	5:12.636	+2.471	15:43:58.384
4	5:10.165	-	15:49:08.549
5	5:12.481	+2.316	15:54:21.030
6	5:18.590	+8.425	15:59:39.620
7	5:35.843	+25.678	16:05:15.463

(3) CHRISTOPHER AMHOF PAUL			
1	5:30.301	+17.391	15:33:29.885
2	5:12.910	-	15:38:42.795
3	5:18.689	+5.779	15:44:01.484
4	5:25.981	+13.071	15:49:27.465
5	5:37.585	+24.675	15:55:05.050
6	5:39.506	+26.596	16:00:44.556

(86) LEANDRO CEOLIN SANTOS			
1	5:52.121	+10.439	15:33:52.439
2	5:41.682	-	15:39:34.121
3	5:43.714	+2.032	15:45:17.835
4	5:42.665	+0.983	15:51:00.500
5	5:46.997	+5.315	15:56:47.497
6	6:20.637	+38.955	16:03:08.134

(13) VANDIR FRACARO			
1	6:05.850	+9.020	15:34:12.172
2	6:02.798	+5.968	15:40:14.970
3	5:56.830	-	15:46:11.800
4	5:59.063	+2.233	15:52:10.863
5	6:06.419	+9.589	15:58:17.282
6	6:04.611	+7.781	16:04:21.893

(99) JOCIMAR FERREIRA DE LIMA			
1	5:01.073	+11.408	15:32:56.075
2	4:51.918	+2.253	15:37:47.993
3	4:56.207	+6.542	15:42:44.200
4	4:49.665	-	15:47:33.865

Lap	Lap Tm	Diff	Time of Day
5	4:54.746	+5.081	15:52:28.611
(123) JULIANO GONÇALVES			
1	6:53.484	+1:27.994	15:34:51.945
2	5:25.490	-	15:40:17.435
3	10:50.675	+5:25.185	15:51:08.110
4	9:07.207	+3:41.717	16:00:15.317

Lap	Lap Tm	Diff	Time of Day
-----	--------	------	-------------

Jorge Jr.

Cristiano Cardoso

Orbits 4

www.amb-it.com

www.mylaps.com


ponsored to: Federacao Paranaense de Motociclismo



Abertura Paranaense de Cross Country

Campina Grande do Sul 0,000 Km

14/4/2013 16:00



XC1

1. Prova

Race (30:00 and 1 Laps)

Lap	Lap Tm	Diff	Time of Day
(455) EDINEI BUENO			
1	4:34.010	+2.693	14:33:39.543
2	4:42.917	+11.600	14:38:22.460
3	4:31.317	-	14:42:53.777
4	4:37.832	+6.515	14:47:31.609
5	4:42.048	+10.731	14:52:13.657
6	4:40.756	+9.439	14:56:54.413
7	4:39.513	+8.196	15:01:33.926
8	4:44.941	+13.624	15:06:18.867

Lap	Lap Tm	Diff	Time of Day
(157) ALEXANDRO DE LARA			
1	4:32.122	-	14:33:37.233
2	4:34.730	+2.608	14:38:11.963
3	4:32.506	+0.384	14:42:44.469
4	5:23.690	+51.568	14:48:08.159
5	4:46.502	+14.380	14:52:54.661
6	4:58.122	+26.000	14:57:52.783
7	4:56.411	+24.289	15:02:49.194
8	4:56.105	+23.983	15:07:45.299

Lap	Lap Tm	Diff	Time of Day
(800) ALENCAR KREFTA			
1	4:42.652	+3.077	14:33:50.192
2	4:51.202	+11.627	14:38:41.394
3	4:51.302	+11.727	14:43:32.696
4	4:50.339	+10.764	14:48:23.035
5	4:52.218	+12.643	14:53:15.253
6	4:49.336	+9.761	14:58:04.589
7	5:04.522	+24.947	15:03:09.111
8	4:39.575	-	15:07:48.686

Lap	Lap Tm	Diff	Time of Day
(99) JOCIMAR FERREIRA DE LIMA			
1	4:54.096	+6.870	14:34:07.658
2	4:51.190	+3.964	14:38:58.848
3	4:48.263	+1.037	14:43:47.111
4	4:48.126	+0.900	14:48:35.237
5	4:50.117	+2.891	14:53:25.354
6	4:47.226	-	14:58:12.580
7	4:48.026	+0.800	15:03:00.606
8	4:54.605	+7.379	15:07:55.211

Lap	Lap Tm	Diff	Time of Day
(05) ANDRE RICARDO TREVIZAN			
1	4:47.684	-	14:33:58.891
2	4:51.839	+4.155	14:38:50.730
3	4:52.599	+4.915	14:43:43.329
4	4:52.390	+4.706	14:48:35.719
5	4:53.779	+6.095	14:53:29.498
6	4:57.357	+9.673	14:58:26.855
7	4:57.692	+10.008	15:03:24.547
8	4:59.109	+11.425	15:08:23.656

Lap	Lap Tm	Diff	Time of Day
(126) GUILHERME ROBERTO DA SILVA			
1	5:06.758	+18.739	14:34:21.591
2	4:59.950	+11.931	14:39:21.541
3	4:48.019	-	14:44:09.560
4	4:58.643	+10.624	14:49:08.203
5	4:56.924	+8.905	14:54:05.127
6	4:57.490	+9.471	14:59:02.617
7	5:05.638	+17.619	15:04:08.255
8	5:05.717	+17.698	15:09:13.972

Lap	Lap Tm	Diff	Time of Day
(36) MARCELO JOSE DE ALMEIDA			
1	5:02.176	+3.900	14:34:17.417
2	5:02.313	+4.037	14:39:19.730
3	5:17.945	+19.669	14:44:37.675
4	5:05.275	+6.999	14:49:42.950

Lap	Lap Tm	Diff	Time of Day
5	5:03.757	+5.481	14:54:46.707
6	5:00.798	+2.522	14:59:47.505
7	4:58.276	-	15:04:45.781
8	5:05.450	+7.174	15:09:51.231

Lap	Lap Tm	Diff	Time of Day
(13) RODRIGO DE PAULA FERREIRA			
1	5:06.666	+7.028	14:34:24.313
2	5:12.399	+12.761	14:39:36.712
3	5:05.367	+5.729	14:44:42.079
4	5:03.642	+4.004	14:49:45.721
5	5:04.597	+4.959	14:54:50.318
6	4:59.638	-	14:59:49.956
7	5:04.090	+4.452	15:04:54.046
8	5:09.589	+9.951	15:10:03.635

Lap	Lap Tm	Diff	Time of Day
(35) MATHEUS WILLYAN RIBEIRO			
1	4:52.080	-	14:34:05.319
2	6:12.059	+1:19.979	14:40:17.378
3	4:58.579	+6.499	14:45:15.957
4	4:54.339	+2.259	14:50:10.296
5	4:54.401	+2.321	14:55:04.697
6	5:08.884	+16.804	15:00:13.581
7	4:59.412	+7.332	15:05:12.993
8	5:03.404	+11.324	15:10:16.397

Lap	Lap Tm	Diff	Time of Day
(53) JEFERSON WOJVOC BOB			
1	5:20.157	+3.673	14:34:41.720
2	5:24.397	+7.913	14:40:06.117
3	5:16.484	-	14:45:22.601
4	5:18.811	+2.327	14:50:41.412
5	5:16.921	+0.437	14:55:58.333
6	5:17.417	+0.933	15:01:15.750
7	5:24.839	+8.355	15:06:40.589

Lap	Lap Tm	Diff	Time of Day
(123) JULIANO GONÇALVES			
1	5:33.831	+10.133	14:34:55.781
2	5:59.665	+35.967	14:40:55.446
3	5:23.698	-	14:46:19.144
4	5:35.229	+11.531	14:51:54.373
5	5:40.627	+16.929	14:57:35.000
6	6:03.036	+39.338	15:03:38.036
7	5:52.432	+28.734	15:09:30.468

Lap	Lap Tm	Diff	Time of Day
(3) CHRISTOPHER AMHOF PAUL			
1	6:17.805	+1:01.756	14:35:39.856
2	5:16.049	-	14:40:55.905
3	5:25.054	+9.005	14:46:20.959
4	6:29.509	+1:13.460	14:52:50.468
5	6:32.084	+1:16.035	14:59:22.552
6	6:21.030	+1:04.981	15:05:43.582
7	5:56.360	+40.311	15:11:39.942

Lap	Lap Tm	Diff	Time of Day
(978) RICARDO RIBEIRO BATISTA			
1	5:02.460	-	14:34:24.816
2	5:05.912	+3.452	14:39:30.728

Lap	Lap Tm	Diff	Time of Day
(23) ANDERSON RIBAS MACHADO			
1	5:04.710	-	14:34:16.956
2	6:54.000	+1:49.290	14:41:10.956

Jorge Jr.

Cristiano Cardoso

Orbits 4

www.amb-it.com

www.mylaps.com

ensed to: Federacao Paranaense de Motociclismo

Abertura Paranaense de Cross Country
Campina Grande do Sul 0,000 Km
14/4/2013 14:00
XC4
2ª BAT. ESTR. NAC.-F.L.N-XC4-XC1
Race (30:00 and 1 Laps)

Lap	Lap Tm	Diff	Time of Day
(455) EDINEI BUENO			
1	4:39.981	-	17:15:36.788
2	4:44.726	+4.745	17:20:21.514
3	4:51.455	+11.474	17:25:12.969
4	4:40.824	+0.843	17:29:53.793
5	4:43.353	+3.372	17:34:37.146
6	4:45.885	+5.904	17:39:23.031
7	4:49.186	+9.205	17:44:12.217

Lap	Lap Tm	Diff	Time of Day
(800) ALENCAR KREFTA			
1	4:39.226	-	17:15:39.064
2	4:46.928	+7.702	17:20:25.992
3	4:46.574	+7.348	17:25:12.566
4	4:48.300	+9.074	17:30:00.866
5	4:51.043	+11.817	17:34:51.909
6	4:51.856	+12.630	17:39:43.765
7	4:41.898	+2.672	17:44:25.663

Lap	Lap Tm	Diff	Time of Day
(11) LAURO VONSOVICZ			
1	5:10.949	+11.333	17:14:39.238
2	5:10.250	+10.634	17:19:49.488
3	4:59.616	-	17:24:49.104
4	5:02.143	+2.527	17:29:51.247
5	5:00.842	+1.226	17:34:52.089
6	5:05.706	+6.090	17:39:57.795
7	5:02.172	+2.556	17:44:59.967

Lap	Lap Tm	Diff	Time of Day
(45) JOSE LUIZ TORRES			
1	5:09.080	+6.385	17:14:38.426
2	5:08.704	+6.009	17:19:47.130
3	5:03.606	+0.911	17:24:50.736
4	5:03.833	+1.138	17:29:54.569
5	5:04.409	+1.714	17:34:58.978
6	5:02.695	-	17:40:01.673
7	5:02.760	+0.065	17:45:04.433

Lap	Lap Tm	Diff	Time of Day
(35) MATHEUS WILLYAN RIBEIRO			
1	4:50.054	-	17:15:54.692
2	4:56.792	+6.738	17:20:51.484
3	4:51.249	+1.195	17:25:42.733
4	4:56.482	+6.428	17:30:39.215
5	5:04.151	+14.097	17:35:43.366
6	4:54.452	+4.398	17:40:37.818
7	5:05.208	+15.154	17:45:43.026

Lap	Lap Tm	Diff	Time of Day
(19) GASPAR JOÃO DE MATOS			
1	5:12.239	+3.211	17:14:42.704
2	5:12.694	+3.666	17:19:55.398
3	5:09.028	-	17:25:04.426
4	5:15.421	+6.393	17:30:19.847
5	5:14.578	+5.550	17:35:34.425
6	5:12.620	+3.592	17:40:47.045
7	5:17.647	+8.619	17:46:04.692

Lap	Lap Tm	Diff	Time of Day
(13) DEVANIR BRAGUIUM			
1	5:16.090	+10.246	17:14:49.579
2	5:13.247	+7.403	17:20:02.826
3	5:18.521	+12.677	17:25:21.347
4	5:13.079	+7.235	17:30:34.426
5	5:14.467	+8.623	17:35:48.893
6	5:10.857	+5.013	17:40:59.750
7	5:05.844	-	17:46:05.594

Lap	Lap Tm	Diff	Time of Day
(99) JOCIMAR FERREIRA DE LIMA			
1	4:53.349	-	17:15:58.888

Lap	Lap Tm	Diff	Time of Day
2	5:01.074	+7.725	17:20:59.962
3	5:02.624	+9.275	17:26:02.586
4	4:58.316	+4.967	17:31:00.902
5	5:01.090	+7.741	17:36:01.992
6	4:59.177	+5.828	17:41:01.169
7	5:12.584	+19.235	17:46:13.753

Lap	Lap Tm	Diff	Time of Day
(15) ÉRICO HONORIO			
1	5:18.461	+9.369	17:14:47.154
2	5:14.942	+5.850	17:20:02.096
3	5:15.779	+6.687	17:25:17.875
4	5:15.998	+6.906	17:30:33.873
5	5:09.092	-	17:35:42.965
6	5:16.436	+7.344	17:40:59.401
7	5:17.880	+8.788	17:46:17.281

Lap	Lap Tm	Diff	Time of Day
(05) ANDRE RICARDO TREVIZAN			
1	4:55.157	-	17:15:57.931
2	5:08.014	+12.857	17:21:05.945
3	5:08.688	+13.531	17:26:14.633
4	5:04.419	+9.262	17:31:19.052
5	5:09.846	+14.689	17:36:28.898
6	5:06.689	+11.532	17:41:35.587
7	5:08.578	+13.421	17:46:44.165

Lap	Lap Tm	Diff	Time of Day
(383) JELTON SCHEIDT			
1	5:15.781	+4.170	17:14:47.615
2	5:11.611	-	17:19:59.226
3	5:21.658	+10.047	17:25:20.884
4	5:22.224	+10.613	17:30:43.108
5	5:16.029	+4.418	17:35:59.137
6	5:22.106	+10.495	17:41:21.243
7	5:24.192	+12.581	17:46:45.435

Lap	Lap Tm	Diff	Time of Day
(237) ANTONIO CARLOS BUENO			
1	5:24.003	+5.219	17:15:02.099
2	5:25.093	+6.309	17:20:27.192
3	5:18.784	-	17:25:45.976
4	5:27.401	+8.617	17:31:13.377
5	5:26.403	+7.619	17:36:39.780
6	5:24.366	+5.582	17:42:04.146
7	5:31.196	+12.412	17:47:35.342

Lap	Lap Tm	Diff	Time of Day
(977) OSLEI OLIVEIRA			
1	5:12.127	-	17:14:38.239
2	5:20.362	+8.235	17:19:58.601
3	5:49.211	+37.084	17:25:47.812
4	5:29.613	+17.486	17:31:17.425
5	5:34.005	+21.878	17:36:51.430
6	5:34.635	+22.508	17:42:26.065
7	5:33.215	+21.088	17:47:59.280

Lap	Lap Tm	Diff	Time of Day
(36) MARCELO JOSE DE ALMEIDA			
1	5:16.306	+8.153	17:16:30.407
2	5:17.302	+9.149	17:21:47.709
3	5:09.141	+0.988	17:26:56.850
4	5:23.793	+15.640	17:32:20.643
5	5:20.246	+12.093	17:37:40.889
6	5:12.682	+4.529	17:42:53.571
7	5:08.153	-	17:48:01.724

Lap	Lap Tm	Diff	Time of Day
(13) RODRIGO DE PAULA FERREIRA			
1	5:06.335	-	17:16:16.342
2	5:16.469	+10.134	17:21:32.811
3	5:15.807	+9.472	17:26:48.618
4	5:12.114	+5.779	17:32:00.732

Lap	Lap Tm	Diff	Time of Day
5	5:14.243	+7.908	17:37:14.975
6	5:18.985	+12.650	17:42:33.960
7	5:28.588	+22.253	17:48:02.548

Lap	Lap Tm	Diff	Time of Day
(5) FLAVIO SILVA ANTONIO			
1	5:42.430	+21.532	17:15:26.637
2	5:27.380	+6.482	17:20:54.017
3	5:27.930	+7.032	17:26:21.947
4	5:20.898	-	17:31:42.845
5	5:24.198	+3.300	17:37:07.043
6	5:43.413	+22.515	17:42:50.456
7	5:38.178	+17.280	17:48:28.634

Lap	Lap Tm	Diff	Time of Day
(53) JEFERSON WOJVOC BOB			
1	5:20.500	+3.707	17:16:35.756
2	5:17.091	+0.298	17:21:52.847
3	5:16.793	-	17:27:09.640
4	5:18.775	+1.982	17:32:28.415
5	5:22.218	+5.425	17:37:50.633
6	5:22.393	+5.600	17:43:13.026
7	5:32.084	+15.291	17:48:45.110

Lap	Lap Tm	Diff	Time of Day
(126) GUILHERME ROBERTO DA SILVA			
1	4:52.872	-	17:15:56.970
2	7:54.813	+3:01.941	17:23:51.783
3	4:57.900	+5.028	17:28:49.683
4	5:03.248	+10.376	17:33:52.931
5	5:07.002	+14.130	17:38:59.933
6	5:01.133	+8.261	17:44:01.066
7	5:02.200	+9.328	17:49:03.266

Lap	Lap Tm	Diff	Time of Day
(123) JULIANO GONÇALVES			
1	5:20.213	+1.084	17:16:29.907
2	5:19.129	-	17:21:49.036
3	5:33.379	+14.250	17:27:22.415
4	5:28.629	+9.500	17:32:51.044
5	5:35.431	+16.302	17:38:26.475
6	5:37.666	+18.537	17:44:04.141
7	5:42.241	+23.112	17:49:46.382

Lap	Lap Tm	Diff	Time of Day
(17) ANDRE BARANSK			
1	5:45.418	+12.176	17:15:30.679
2	5:33.242	-	17:21:03.921
3	5:35.740	+2.498	17:26:39.661
4	5:38.320	+5.078	17:32:17.981
5	5:47.977	+14.735	17:38:05.958
6	6:02.418	+29.176	17:44:08.376
7	5:56.522	+23.280	17:50:04.898

Lap	Lap Tm	Diff	Time of Day
(664) AMILTON SILVA DE OLIVEIRA			
1	5:26.043	-	17:15:38.059
2	5:36.016	+9.973	17:21:14.075
3	5:34.441	+8.398	17:26:48.516
4	5:41.618	+15.575	17:32:30.134
5	6:04.019	+37.976	17:38:34.153
6	5:52.799	+26.756	17:44:26.952

Lap	Lap Tm	Diff	Time of Day
(45) LEANDRO RUIZ DE PAULA			
1	5:43.729	+9.900	17:15:20.570
2	5:33.829	-	17:20:54.399
3	5:49.727	+15.898	17:26:44.126
4	6:02.287	+28.458	17:32:46.413
5	5:53.483	+19.654	17:38:39.896
6	6:08.606	+34.777	17:44:48.502

Lap	Lap Tm	Diff	Time of Day
(765) JULIANO MARCELO RAMOS			

Jorge Jr.
Cristiano Cardoso
Orbits 4
www.amb-it.com
www.mylaps.com

 Sponsored to: **Federacao Paranaense de Motociclismo**



Abertura Paranaense de Cross Country

XC4

Campina Grande do Sul 0,000 Km

2ª BAT. ESTR. NAC.-F.L.N-XC4-XC1

14/4/2013 14:00

Race (30:00 and 1 Laps)

Lap	Lap Tm	Diff	Time of Day
1	<u>5:46.177</u>	-	17:15:26.715
2	<u>6:44.911</u>	+58.734	17:22:11.626
3	<u>6:15.375</u>	+29.198	17:28:27.001
4	<u>5:54.356</u>	+8.179	17:34:21.357
5	<u>5:51.670</u>	+5.493	17:40:13.027
6	<u>5:50.133</u>	+3.956	17:46:03.160

(3) CHRISTOPHER AMHOF PAUL

1	<u>6:12.157</u>	+20.148	17:17:24.816
2	<u>5:59.739</u>	+7.730	17:23:24.555
3	<u>6:17.174</u>	+25.165	17:29:41.729
4	<u>7:38.275</u>	+1:46.266	17:37:20.004
5	<u>5:52.009</u>	-	17:43:12.013
6	<u>6:19.094</u>	+27.085	17:49:31.107

(306) CRISTOVÃO S. CASTRO SALLES

1	<u>5:45.623</u>	+13.555	17:15:29.623
2	<u>5:43.328</u>	+11.260	17:21:12.951
3	<u>5:32.068</u>	-	17:26:45.019
4	<u>10:38.829</u>	+5:06.761	17:37:23.848
5	<u>6:43.280</u>	+1:11.212	17:44:07.128
6	<u>6:59.055</u>	+1:26.987	17:51:06.183

(294) LEONARDO ROSA

1	<u>5:41.435</u>	+12.964	17:15:24.928
2	<u>5:28.471</u>	-	17:20:53.399
3	<u>5:31.571</u>	+3.100	17:26:24.970
4	<u>5:46.868</u>	+18.397	17:32:11.838
5	<u>5:56.095</u>	+27.624	17:38:07.933

(420) EMERSON STRAPAO

1	<u>5:45.778</u>	-	17:15:29.084
---	-----------------	---	--------------

(978) RICARDO RIBEIRO BATISTA

1	<u>4:52.489</u>	-	17:15:58.354
---	-----------------	---	--------------

Lap	Lap Tm	Diff	Time of Day
-----	--------	------	-------------

Lap	Lap Tm	Diff	Time of Day
-----	--------	------	-------------

Jorge Jr.


Cristiano Cardoso

Orbits 4

www.amb-it.com

www.mylaps.com


ponsored to: Federacao Paranaense de Motociclismo



Abertura Paranaense de Cross Country

Campina Grande do Sul 0,000 Km

14/4/2013 14:00



XC2

1. PROVA

Race (30:00 and 1 Laps)

Lap	Lap Tm	Diff	Time of Day
(157) ALEXANDRO DE LARA			
1	5:01.919	+26.726	12:44:09.936
2	4:49.532	+14.339	12:48:59.468
3	4:35.193	-	12:53:34.661
4	4:40.217	+5.024	12:58:14.878
5	4:47.322	+12.129	13:03:02.200
6	4:37.870	+2.677	13:07:40.070
7	4:50.939	+15.746	13:12:31.009
(110) CLAUDINEI BECEGATO			
1	4:55.958	+13.893	12:43:56.982
2	4:42.065	-	12:48:39.047
3	4:46.434	+4.369	12:53:25.481
4	4:48.648	+6.583	12:58:14.129
5	4:48.236	+6.171	13:03:02.365
6	4:43.050	+0.985	13:07:45.415
7	4:52.487	+10.422	13:12:37.902
(28) ALAN MICHEL MEYENBERG			
1	4:56.520	+9.981	12:43:46.656
2	4:49.031	+2.492	12:48:35.687
3	4:46.539	-	12:53:22.226
4	4:49.495	+2.956	12:58:11.721
5	4:48.336	+1.797	13:03:00.057
6	4:49.774	+3.235	13:07:49.831
7	4:58.463	+11.924	13:12:48.294
(909) LEONARDO CASSAROTTI			
1	4:53.473	+7.390	12:43:52.091
2	4:46.083	-	12:48:38.174
3	4:48.725	+2.642	12:53:26.899
4	4:54.889	+8.806	12:58:21.788
5	4:49.825	+3.742	13:03:11.613
6	4:57.779	+11.696	13:08:09.392
7	4:51.300	+5.217	13:13:00.692
(6) JEFFERSON TILLER			
1	5:00.251	+7.294	12:43:59.032
2	5:03.537	+10.580	12:49:02.569
3	4:52.957	-	12:53:55.526
4	4:58.372	+5.415	12:58:53.898
5	4:57.502	+4.545	13:03:51.400
6	5:01.664	+8.707	13:08:53.064
7	5:08.752	+15.795	13:14:01.816
(175) FABIO CASTILHO			
1	5:06.280	+9.239	12:44:06.898
2	5:00.800	+3.759	12:49:07.698
3	5:01.945	+4.904	12:54:09.643
4	5:05.097	+8.056	12:59:14.740
5	4:57.041	-	13:04:11.781
6	5:03.652	+6.611	13:09:15.433
7	5:02.128	+5.087	13:14:17.561
(25) ANILTON XIMENEZ			
1	5:03.242	+3.804	12:43:58.279
2	5:03.500	+4.062	12:49:01.779
3	5:06.645	+7.207	12:54:08.424
4	5:02.640	+3.202	12:59:11.064
5	4:59.438	-	13:04:10.502
6	5:11.282	+11.844	13:09:21.784
7	5:03.264	+3.826	13:14:25.048
(14) RAFAEL OLBRE			
1	5:12.544	+17.708	12:44:16.015

Lap	Lap Tm	Diff	Time of Day
2	5:09.956	+15.120	12:49:25.971
3	5:07.297	+12.461	12:54:33.268
4	4:54.836	-	12:59:28.104
5	5:11.001	+16.165	13:04:39.105
6	5:04.260	+9.424	13:09:43.365
7	5:00.828	+5.992	13:14:44.193
(36) MARCELO JOSE DE ALMEIDA			
1	5:24.593	+20.320	12:44:27.040
2	5:09.449	+5.176	12:49:36.489
3	5:04.273	-	12:54:40.762
4	5:24.555	+20.282	13:00:05.317
5	5:12.771	+8.498	13:05:18.088
6	5:06.852	+2.579	13:10:24.940
7	5:10.801	+6.528	13:15:35.741
(397) HIGOR STIVAL			
1	5:15.180	-	12:44:17.123
2	5:22.407	+7.227	12:49:39.530
3	5:26.305	+11.125	12:55:05.835
4	5:36.976	+21.796	13:00:42.811
5	5:25.363	+10.183	13:06:08.174
6	5:23.940	+8.760	13:11:32.114
7	5:21.937	+6.757	13:16:54.051
(19) GASPAR JOÃO DE MATOS			
1	5:15.187	+3.728	12:44:12.793
2	5:11.459	-	12:49:24.252
3	5:16.180	+4.721	12:54:40.432
4	5:15.124	+3.665	12:59:55.556
5	5:18.876	+7.417	13:05:14.432
6	6:04.707	+53.248	13:11:19.139
7	5:56.392	+44.933	13:17:15.531
(400) PAULO CUJA			
1	5:17.941	-	12:44:15.914
2	5:22.538	+4.597	12:49:38.452
3	5:22.002	+4.061	12:55:00.454
4	5:26.934	+8.993	13:00:27.388
5	5:22.265	+4.324	13:05:49.653
6	5:30.806	+12.865	13:11:20.459
7	5:56.935	+38.994	13:17:17.394
(91) LEANDRO ZONATO			
1	5:41.166	+12.732	12:44:51.740
2	5:37.936	+9.502	12:50:29.676
3	5:38.806	+10.372	12:56:08.482
4	5:28.434	-	13:01:36.916
5	5:32.445	+4.011	13:07:09.361
6	5:31.941	+3.507	13:12:41.302
(75) RARISSON ALVES DE BRITO			
1	5:44.308	+14.554	12:45:00.554
2	5:40.628	+10.874	12:50:41.182
3	5:29.754	-	12:56:10.936
4	5:31.735	+1.981	13:01:42.671
5	5:31.116	+1.362	13:07:13.787
6	5:30.113	+0.359	13:12:43.900
(575) ANTONIO ROGERIO ANJINHO			
1	6:10.362	+17.637	12:45:45.887
2	6:04.095	+11.370	12:51:49.982
3	5:59.070	+6.345	12:57:49.052
4	6:00.058	+7.333	13:03:49.110
5	6:04.157	+11.432	13:09:53.267
6	5:52.725	-	13:15:45.992

Lap	Lap Tm	Diff	Time of Day
(49) CAMILA CHRISTIE			
1	6:28.145	+19.494	12:46:14.854
2	6:53.402	+44.751	12:53:08.256
3	6:12.871	+4.220	12:59:21.127
4	6:08.651	-	13:05:29.778
5	6:19.612	+10.961	13:11:49.390
6	6:23.360	+14.709	13:18:12.750

Jorge Jr.

Cristiano Cardoso

Orbits 4

www.amb-it.com

www.mylaps.com

ensed to: Federacao Paranaense de Motociclismo