



Abertura Campeonato do Pr e Sul Br

65cc

Rio Negro-PR 1,000 Km

Prova

3/3/2013 13:30

Race (12:00 and 2 Laps)

Lap	Lap Tm	Diff	Time of Day
6	1:16.293	+1.711	13:27:27.773
7	1:15.053	+0.471	13:28:42.826
8	1:15.168	+0.586	13:29:57.994
9	1:15.592	+1.010	13:31:13.586
10	1:15.077	+0.495	13:32:28.663
11	1:16.597	+2.015	13:33:45.260

(999) DIEGO CUBS

Lap	Lap Tm	Diff	Time of Day
1	1:11.693	-	13:21:46.122
2	1:18.540	+6.847	13:23:04.662
3	1:25.552	+13.859	13:24:30.214
4	1:19.539	+7.846	13:25:49.753
5	1:13.644	+1.951	13:27:03.397
6	1:14.495	+2.802	13:28:17.892
7	1:15.136	+3.443	13:29:33.028
8	1:14.462	+2.769	13:30:47.490
9	1:14.065	+2.372	13:32:01.555
10	1:16.812	+5.119	13:33:18.367

(122) RODENILSON GRECHINSKI SOBRINHO

Lap	Lap Tm	Diff	Time of Day
1	1:01.241	+0.545	13:20:37.785
2	1:01.784	+1.088	13:21:39.569
3	1:00.696	-	13:22:40.265
4	4:11.152	+3:10.456	13:26:51.417
5	1:05.402	+4.706	13:27:56.819
6	1:05.086	+4.390	13:29:01.905
7	1:07.341	+6.645	13:30:09.246
8	1:05.067	+4.371	13:31:14.313
9	1:04.664	+3.968	13:32:18.977
10	1:04.929	+4.233	13:33:23.906

Lap Lap Tm Diff Time of Day

Lap Lap Tm Diff Time of Day



Abertura Campeonato do Pr e Sul Br


85cc

Rio Negro-PR 1,000 Km

Prova

3/3/2013 16:00

Race (12:00 and 2 Laps)



Lap	Lap Tm	Diff	Time of Day
1	1:07.534	-	15:58:44.627
2	1:07.892	+0.358	15:59:52.519
3	1:08.009	+0.475	16:01:00.528
4	1:08.984	+1.450	16:02:09.512
5	1:11.562	+4.028	16:03:21.074
6	1:08.843	+1.309	16:04:29.917
7	1:09.446	+1.912	16:05:39.363
8	1:09.652	+2.118	16:06:49.015
9	1:10.751	+3.217	16:07:59.766
10	1:09.957	+2.423	16:09:09.723
11	1:10.289	+2.755	16:10:20.012
12	1:11.355	+3.821	16:11:31.367

Lap	Lap Tm	Diff	Time of Day
-----	--------	------	-------------

Lap	Lap Tm	Diff	Time of Day
-----	--------	------	-------------

(81) ADILAR SAMWAYS NETO

1	2:41.247	-	16:00:11.809
---	----------	---	--------------



Abertura Campeonato do Pr e Sul Br

230cc

Rio Negro-PR 1,000 Km

Prova

3/3/2013 15:30

Race (15:00 and 2 Laps)

Lap	Lap Tm	Diff	Time of Day
7	1:00.687	-	15:20:15.448
8	1:04.799	+4.112	15:21:20.247
9	1:03.664	+2.977	15:22:23.911
10	1:02.630	+1.943	15:23:26.541
11	1:08.215	+7.528	15:24:34.756
12	1:03.497	+2.810	15:25:38.253
13	1:06.117	+5.430	15:26:44.370
14	1:02.960	+2.273	15:27:47.330
15	1:04.322	+3.635	15:28:51.652
16	1:05.386	+4.699	15:29:57.038

(1) GABRIEL FIGUEIREDO

1	1:01.596	+1.852	15:14:03.456
2	1:01.114	+1.370	15:15:04.570
3	59.744	-	15:16:04.314
4	1:00.503	+0.759	15:17:04.817
5	1:02.516	+2.772	15:18:07.333
6	1:04.824	+5.080	15:19:12.157
7	1:04.775	+5.031	15:20:16.932
8	1:08.239	+8.495	15:21:25.171
9	1:03.783	+4.039	15:22:28.954
10	1:05.365	+5.621	15:23:34.319
11	1:06.158	+6.414	15:24:40.477
12	1:05.444	+5.700	15:25:45.921
13	1:04.032	+4.288	15:26:49.953
14	1:05.378	+5.634	15:27:55.331
15	1:04.629	+4.885	15:28:59.960
16	1:06.785	+7.041	15:30:06.745

(118) RAMON SANTOS

1	59.474	+1.103	15:13:59.275
2	59.389	+1.018	15:14:58.664
3	59.231	+0.860	15:15:57.895
4	59.742	+1.371	15:16:57.637
5	59.278	+0.907	15:17:56.915
6	59.140	+0.769	15:18:56.055
7	1:00.553	+2.182	15:19:56.608
8	1:02.412	+4.041	15:20:59.020
9	1:00.749	+2.378	15:21:59.769
10	1:01.021	+2.650	15:23:00.790
11	1:01.739	+3.368	15:24:02.529
12	1:00.144	+1.773	15:25:02.673
13	58.371	-	15:26:01.044
14	59.637	+1.266	15:27:00.681
15	1:01.389	+3.018	15:28:02.070

(294) LEONARDO ROSA

1	1:01.071	-	15:14:04.598
2	1:01.883	+0.812	15:15:06.481
3	1:01.202	+0.131	15:16:07.683
4	1:03.591	+2.520	15:17:11.274
5	1:03.615	+2.544	15:18:14.889
6	1:02.754	+1.683	15:19:17.643
7	2:15.053	+1:13.982	15:21:32.696
8	1:25.330	+24.259	15:22:58.026
9	1:07.542	+6.471	15:24:05.568
10	1:18.694	+17.623	15:25:24.262
11	1:27.462	+26.391	15:26:51.724
12	1:20.767	+19.696	15:28:12.491
13	1:38.225	+37.154	15:29:50.716

(10) WYLLYN RICHARD ALVES - BROA

1	58.246	+1.654	15:13:58.264
2	57.837	+1.245	15:14:56.101
3	56.725	+0.133	15:15:52.826
4	56.800	+0.208	15:16:49.626

Lap	Lap Tm	Diff	Time of Day
5	56.952	+0.360	15:17:46.578
6	56.690	+0.098	15:18:43.268
7	56.592	-	15:19:39.860
8	57.977	+1.385	15:20:37.837
9	57.555	+0.963	15:21:35.392
10	58.810	+2.218	15:22:34.202
11	59.134	+2.542	15:23:33.336

(338) MAIRIM CARLOS BURIGO

1	59.711	+2.124	15:14:00.038
2	58.943	+1.356	15:14:58.981
3	57.848	+0.261	15:15:56.829
4	57.587	-	15:16:54.416
5	57.833	+0.246	15:17:52.249
6	58.755	+1.168	15:18:51.004
7	58.156	+0.569	15:19:49.160
8	59.457	+1.870	15:20:48.617
9	1:00.689	+3.102	15:21:49.306
10	1:24.462	+26.875	15:23:13.768

(510) PABLO POLTRONIERI

1	56.295	+1.312	15:13:49.438
2	55.634	+0.651	15:14:45.072
3	55.050	+0.067	15:15:40.122
4	54.983	-	15:16:35.105
5	55.109	+0.126	15:17:30.214
6	55.182	+0.199	15:18:25.396
7	56.411	+1.428	15:19:21.807
8	55.417	+0.434	15:20:17.224
9	55.731	+0.748	15:21:12.955

(35) MATHEUS WILLYAN RIBEIRO


1	1:00.471	+3.316	15:13:59.642
2	57.845	+0.690	15:14:57.487
3	57.155	-	15:15:54.642
4	57.880	+0.725	15:16:52.522
5	58.093	+0.938	15:17:50.615
6	57.395	+0.240	15:18:48.010
7	58.074	+0.919	15:19:46.084
8	1:56.949	+59.794	15:21:43.033

(100) GIOVANNI VEIGA ADRIANO

1	58.649	+1.350	15:13:55.827
2	57.353	+0.054	15:14:53.180
3	57.299	-	15:15:50.479
4	57.411	+0.112	15:16:47.890
5	1:02.282	+4.983	15:17:50.172
6	1:04.889	+7.590	15:18:55.061
7	1:03.942	+10:06.643	15:29:59.003

(8) BEN-HUR PILLATI

1	58.777	+2.337	15:14:00.790
2	58.545	+2.105	15:14:59.335
3	58.009	+1.569	15:15:57.344
4	57.752	+1.312	15:16:55.096
5	57.926	+1.486	15:17:53.022
6	57.163	+0.723	15:18:50.185
7	56.509	+0.069	15:19:46.694
8	57.093	+0.653	15:20:43.787
9	57.470	+1.030	15:21:41.257
10	57.234	+0.794	15:22:38.491
11	57.754	+1.314	15:23:36.245
12	57.299	+0.859	15:24:33.544
13	56.440	-	15:25:29.984
14	58.034	+1.594	15:26:28.018
15	58.730	+2.290	15:27:26.748



Abertura Campeonato do Pr e Sul Br

Estreantes Nacional

Rio Negro-PR 1,000 Km

Prova

2/3/2013 17:00

Race (10:00 and 2 Laps)

Lap	Lap Tm	Diff	Time of Day
6	1:08.442	+3.370	16:32:08.723
7	1:08.105	+3.033	16:33:16.828
8	1:05.834	+0.762	16:34:22.662
9	1:05.072	-	16:35:27.734
10	1:07.139	+2.067	16:36:34.873
11	1:08.013	+2.941	16:37:42.886

(225) JACSON ROGRIGO ESTEVÃO

1	57.985	+0.717	16:26:11.617
2	57.268	-	16:27:08.885
3	58.297	+1.029	16:28:07.182
4	58.873	+1.605	16:29:06.055
5	57.967	+0.699	16:30:04.022
6	1:00.136	+2.868	16:31:04.158
7	58.362	+1.094	16:32:02.520
8	58.665	+1.397	16:33:01.185
9	1:12.799	+15.531	16:34:13.984
10	59.930	+2.662	16:35:13.914

(148) EVANDRO ANTONIO RIBAS

1	1:08.175	+0.793	16:26:33.291
2	1:09.273	+1.891	16:27:42.564
3	1:07.982	+0.600	16:28:50.546
4	1:07.382	-	16:29:57.928
5	1:11.480	+4.098	16:31:09.408
6	1:07.893	+0.511	16:32:17.301
7	1:09.650	+2.268	16:33:26.951
8	1:08.339	+0.957	16:34:35.290
9	1:08.478	+1.096	16:35:43.768
10	1:13.188	+5.806	16:36:56.956

(88) PATRICK MARTINI

1	1:07.514	-	16:27:08.585
2	1:09.334	+1.820	16:28:17.919
3	1:10.156	+2.642	16:29:28.075
4	1:10.888	+3.374	16:30:38.963
5	1:08.667	+1.153	16:31:47.630
6	1:09.294	+1.780	16:32:56.924
7	1:12.535	+5.021	16:34:09.459
8	1:08.143	+0.629	16:35:17.602
9	1:10.327	+2.813	16:36:27.929
10	1:44.746	+37.232	16:38:12.675

(21) VINICIUS SAVIO CORDEIRO

1	59.630	-	16:26:21.601
2	1:01.701	+2.071	16:27:23.302
3	1:00.714	+1.084	16:28:24.016
4	1:01.310	+1.680	16:29:25.326
5	1:00.411	+0.781	16:30:25.737
6	59.790	+0.160	16:31:25.527
7	1:02.100	+2.470	16:32:27.627
8	1:00.894	+1.264	16:33:28.521
9	1:01.863	+2.233	16:34:30.384

(8) JAMYE ALVES RBEIRO

1	1:02.459	+2.088	16:26:26.801
2	1:00.371	-	16:27:27.172
3	1:02.080	+1.709	16:28:29.252
4	1:16.369	+15.998	16:29:45.621

(271) DIEGO TEIDER

1	1:03.773	+0.872	16:26:26.352
2	1:02.901	-	16:27:29.253
3	1:04.634	+1.733	16:28:33.887

(108) LUCAS R. NUNES

Lap	Lap Tm	Diff	Time of Day
1	1:13.552	-	16:26:31.261
2	2:30.125	+1:16.573	16:29:01.386

(265) JEAN NUNES

1	58.571	-	16:26:13.799
---	--------	---	--------------

Lap	Lap Tm	Diff	Time of Day
-----	--------	------	-------------



Abertura Campeonato do Pr e Sul Br

Intermediária Nacional	Rio Negro-PR 1,000 Km
Prova	2/3/2013 16:38
Race (10:00 and 2 Laps)	

Lap	Lap Tm	Diff	Time of Day
2	1:02.604	+0.230	16:51:07.869
3	1:04.180	+1.806	16:52:12.049
4	1:02.374	-	16:53:14.423
5	1:04.041	+1.667	16:54:18.464
6	1:04.749	+2.375	16:55:23.213
7	1:04.885	+2.511	16:56:28.098
8	1:06.079	+3.705	16:57:34.177
9	1:06.280	+3.906	16:58:40.457
10	1:06.078	+3.704	16:59:46.535
11	1:05.973	+3.599	17:00:52.508

(294) LEONARDO ROSA


Lap	Lap Tm	Diff	Time of Day
1	1:04.326	+3.573	16:50:04.821
2	1:04.677	+3.924	16:51:09.498
3	1:01.220	+0.467	16:52:10.718
4	1:00.753	-	16:53:11.471
5	1:00.967	+0.214	16:54:12.438
6	1:03.616	+2.863	16:55:16.054

(212) JONES SCHUSTER

Lap	Lap Tm	Diff	Time of Day
1	56.892	+0.380	16:49:50.002
2	56.512	-	16:50:46.514
3	4:52.907	+3:56.395	16:55:39.421

Lap	Lap Tm	Diff	Time of Day
-----	--------	------	-------------

Lap	Lap Tm	Diff	Time of Day
-----	--------	------	-------------



Abertura Campeonato do Pr e Sul Br

VX 1


Rio Negro-PR 1,000 Km

Prova

3/3/2013 17:00

Race (20:00 and 2 Laps)

Lap	Lap Tm	Diff	Time of Day	Lap	Lap Tm	Diff	Time of Day	Lap	Lap Tm	Diff	Time of Day
(138) LUI ANDRÉ FIETZ											
1	54.080	-	17:08:38.395								
2	54.278	+0.198	17:09:32.673								
3	54.299	+0.219	17:10:26.972								
4	54.622	+0.542	17:11:21.594								
5	54.289	+0.209	17:12:15.883								
6	55.162	+1.082	17:13:11.045								
7	56.173	+2.093	17:14:07.218								
8	56.350	+2.270	17:15:03.568								



Abertura Campeonato do Pr e Sul Br

VX 2

Rio Negro-PR 1,000 Km

Prova

3/3/2013 15:00

Race (15:00 and 2 Laps)



Lap	Lap Tm	Diff	Time of Day
6	1:00.640	+5.028	14:43:34.296
7	57.537	+1.925	14:44:31.833
8	57.587	+1.975	14:45:29.420
9	59.223	+3.611	14:46:28.643
10	58.531	+2.919	14:47:27.174
11	58.394	+2.782	14:48:25.568
12	58.827	+3.215	14:49:24.395
13	58.212	+2.600	14:50:22.607
14	57.464	+1.852	14:51:20.071
15	57.560	+1.948	14:52:17.631
16	58.508	+2.896	14:53:16.139
17	1:00.553	+4.941	14:54:16.692

(157) ALEXANDRO DE LARA

1	54.674	+1.337	14:40:16.646
2	53.846	+0.509	14:41:10.492
3	53.785	+0.448	14:42:04.277
4	53.337	-	14:42:57.614
5	54.201	+0.864	14:43:51.815
6	53.459	+0.122	14:44:45.274
7	55.052	+1.715	14:45:40.326
8	55.237	+1.900	14:46:35.563
9	55.927	+2.590	14:47:31.490
10	55.150	+1.813	14:48:26.640
11	55.022	+1.685	14:49:21.662
12	55.695	+2.358	14:50:17.357
13	54.687	+1.350	14:51:12.044
14	55.474	+2.137	14:52:07.518
15	56.367	+3.030	14:53:03.885
16	54.344	+1.007	14:53:58.229

(13) JULIANO DIENER

1	57.312	+0.106	14:38:20.484
2	57.206	-	14:39:17.690
3	57.807	+0.601	14:40:15.497
4	59.015	+1.809	14:41:14.512
5	1:07.111	+9.905	14:42:21.623
6	1:07.785	+10.579	14:43:29.408
7	1:04.168	+6.962	14:44:33.576
8	1:14.149	+16.943	14:45:47.725
9	1:05.792	+8.586	14:46:53.517
10	1:04.216	+7.010	14:47:57.733
11	1:03.801	+6.595	14:49:01.534
12	1:04.502	+7.296	14:50:06.036
13	1:10.780	+13.574	14:51:16.816
14	1:13.046	+15.840	14:52:29.862
15	1:02.708	+5.502	14:53:32.570
16	1:04.423	+7.217	14:54:36.993

(28) THIAGO ERDMANN

1	54.691	+1.287	14:38:10.358
2	53.832	+0.428	14:39:04.190
3	53.490	+0.086	14:39:57.680
4	53.517	+0.113	14:40:51.197
5	53.583	+0.179	14:41:44.780
6	53.883	+0.479	14:42:38.663
7	54.549	+1.145	14:43:33.212
8	53.404	-	14:44:26.616
9	53.446	+0.042	14:45:20.062
10	54.456	+1.052	14:46:14.518
11	57.614	+4.210	14:47:12.132
12	1:02.696	+9.292	14:48:14.828
13	1:00.662	+7.258	14:49:15.490
14	1:17.497	+24.093	14:50:32.987

(81) ADILAR SAMWAYS NETO

Lap	Lap Tm	Diff	Time of Day
1	56.158	+0.642	14:38:17.636
2	55.748	+0.232	14:39:13.384
3	55.516	-	14:40:08.900
4	55.617	+0.101	14:41:04.517
5	56.436	+0.920	14:42:00.953
6	56.186	+0.670	14:42:57.139
7	56.355	+0.839	14:43:53.494
8	57.060	+1.544	14:44:50.554
9	56.654	+1.138	14:45:47.208
10	2:20.070	+1:24.554	14:48:07.278
11	1:02.427	+6.911	14:49:09.705

(25) ANILTON XIMENEZ

1	1:00.368	-	14:38:26.713
---	----------	---	--------------

Lap	Lap Tm	Diff	Time of Day
-----	--------	------	-------------



Abertura Campeonato do Pr e Sul Br

VX 3 Nacional

Rio Negro-PR 1,000 Km

Prova

2/3/2013 15:45

Race (10:00 and 2 Laps)

Lap	Lap Tm	Diff	Time of Day
11	<u>1:03.888</u>	-	17:48:54.354

(108) JOAO NUNES

1	<u>1:06.497</u>	+1.354	17:37:59.338
2	<u>1:05.346</u>	+0.203	17:39:04.684
3	<u>1:05.143</u>	-	17:40:09.827
4	<u>1:07.017</u>	+1.874	17:41:16.844
5	<u>1:06.653</u>	+1.510	17:42:23.497
6	<u>1:07.555</u>	+2.412	17:43:31.052
7	<u>1:08.082</u>	+2.939	17:44:39.134
8	<u>1:06.138</u>	+0.995	17:45:45.272
9	<u>1:07.359</u>	+2.216	17:46:52.631
10	<u>1:07.528</u>	+2.385	17:48:00.159
11	<u>1:07.835</u>	+2.692	17:49:07.994

(162) REGINALDO PORTELA

1	<u>1:03.508</u>	+0.785	17:37:56.897
2	<u>1:03.710</u>	+0.987	17:39:00.607
3	<u>1:02.723</u>	-	17:40:03.330
4	<u>1:03.000</u>	+0.277	17:41:06.330
5	<u>5:11.476</u>	+4:08.753	17:46:17.806
6	<u>1:20.215</u>	+17.492	17:47:38.021
7	<u>1:18.993</u>	+16.270	17:48:57.014

(142) EMERSON STRAPAÇAO

1	<u>59.998</u>	-	17:37:47.319
2	<u>1:00.892</u>	+0.894	17:38:48.211
3	<u>1:00.106</u>	+0.108	17:39:48.317
4	<u>1:01.200</u>	+1.202	17:40:49.517
5	<u>1:02.179</u>	+2.181	17:41:51.696

(318) JOAREZ DE SOUZA

1	<u>1:04.124</u>	+0.825	17:37:54.855
2	<u>1:03.658</u>	+0.359	17:38:58.513
3	<u>1:03.299</u>	-	17:40:01.812
4	<u>1:04.199</u>	+0.900	17:41:06.011
5	<u>8:49.937</u>	+7:46.638	17:49:55.948

(7) ILSO CORDEIRO SOARES

1	<u>1:00.610</u>	-	17:37:46.610
2	<u>1:02.172</u>	+1.562	17:38:48.782
3	<u>1:13.137</u>	+12.527	17:40:01.919

Lap	Lap Tm	Diff	Time of Day
-----	--------	------	-------------

Lap	Lap Tm	Diff	Time of Day
-----	--------	------	-------------



Abertura Campeonato do Pr e Sul Br

VX 4 Especial

Rio Negro-PR 1,000 Km

Prova

3/3/2013 14:00

Race (15:00 and 2 Laps)

Lap	Lap Tm	Diff	Time of Day
2	1:00.611	+1.894	14:14:25.988
3	59.526	+0.809	14:15:25.514
4	59.612	+0.895	14:16:25.126
5	58.985	+0.268	14:17:24.111
6	59.911	+1.194	14:18:24.022
7	59.180	+0.463	14:19:23.202
8	59.214	+0.497	14:20:22.416
9	59.036	+0.319	14:21:21.452
10	1:00.733	+2.016	14:22:22.185
11	1:01.036	+2.319	14:23:23.221
12	59.764	+1.047	14:24:22.985
13	59.321	+0.604	14:25:22.306
14	1:00.374	+1.657	14:26:22.680
15	58.717	-	14:27:21.397
16	58.834	+0.117	14:28:20.231
17	1:00.537	+1.820	14:29:20.768

(277) AGNALDO SILVA

1	1:02.333	+3.252	14:13:27.804
2	1:01.777	+2.696	14:14:29.581
3	59.640	+0.559	14:15:29.221
4	59.666	+0.585	14:16:28.887
5	1:00.711	+1.630	14:17:29.598
6	1:00.281	+1.200	14:18:29.879
7	1:02.076	+2.995	14:19:31.955
8	1:01.977	+2.896	14:20:33.932
9	59.081	-	14:21:33.013
10	1:00.317	+1.236	14:22:33.330
11	1:00.539	+1.458	14:23:33.869
12	59.482	+0.401	14:24:33.351
13	1:00.173	+1.092	14:25:33.524
14	1:01.231	+2.150	14:26:34.755
15	1:01.247	+2.166	14:27:36.002
16	1:00.104	+1.023	14:28:36.106

(74) CRISTIANO FERNANDES

1	1:01.119	+1.520	14:13:23.793
2	1:14.281	+14.682	14:14:38.074
3	1:00.837	+1.238	14:15:38.911
4	1:01.182	+1.583	14:16:40.093
5	1:09.274	+9.675	14:17:49.367
6	1:01.345	+1.746	14:18:50.712
7	1:01.410	+1.811	14:19:52.122
8	1:00.892	+1.293	14:20:53.014
9	1:01.179	+1.580	14:21:54.193
10	1:00.096	+0.497	14:22:54.289
11	59.940	+0.341	14:23:54.229
12	1:00.708	+1.109	14:24:54.937
13	1:01.166	+1.567	14:25:56.103
14	59.608	+0.009	14:26:55.711
15	59.888	+0.289	14:27:55.599
16	59.599	-	14:28:55.198

(29) CESAR DEL POENTE

1	1:09.600	+1.771	14:13:45.464
2	1:07.829	-	14:14:53.293
3	1:08.249	+0.420	14:16:01.542
4	1:08.017	+0.188	14:17:09.559
5	1:08.298	+0.469	14:18:17.857
6	1:08.917	+1.088	14:19:26.774
7	1:10.579	+2.750	14:20:37.353
8	1:08.755	+0.926	14:21:46.108
9	1:11.650	+3.821	14:22:57.758
10	1:11.461	+3.632	14:24:09.219
11	1:09.472	+1.643	14:25:18.691
12	1:13.280	+5.451	14:26:31.971


Lap	Lap Tm	Diff	Time of Day
13	1:13.014	+5.185	14:27:44.985
14	1:14.574	+6.745	14:28:59.559

(18) JOSE LUIZ MARCHIOTTO JUNIOR

1	1:00.970	+3.665	14:13:23.742
2	57.305	-	14:14:21.047
3	58.760	+1.455	14:15:19.807
4	57.729	+0.424	14:16:17.536
5	59.710	+2.405	14:17:17.246
6	1:00.416	+3.111	14:18:17.662
7	1:00.560	+3.255	14:19:18.222
8	1:00.578	+3.273	14:20:18.800
9	1:01.400	+4.095	14:21:20.200
10	1:00.513	+3.208	14:22:20.713
11	1:02.276	+4.971	14:23:22.989

(501) GIOVANI VALENTE

1	1:01.103	+2.110	14:13:27.043
2	1:01.456	+2.463	14:14:28.499
3	59.819	+0.826	14:15:28.318
4	58.993	-	14:16:27.311
5	59.539	+0.546	14:17:26.850
6	1:45.331	+46.338	14:19:12.181



Abertura Campeonato do Pr e Sul Br

Mini motos A

Rio Negro-PR 1,000 Km

Prova

3/3/2013 12:30

Race (10:00 and 1 Laps)

Lap	Lap Tm	Diff	Time of Day
(7) LUCAS TORREANI			
1	1:18.989	+3.063	12:39:14.968
2	1:17.387	+1.461	12:40:32.355
3	1:20.734	+4.808	12:41:53.089
4	1:18.931	+3.005	12:43:12.020
5	1:16.238	+0.312	12:44:28.258
6	1:15.926	-	12:45:44.184
7	1:16.259	+0.333	12:47:00.443
8	1:18.465	+2.539	12:48:18.908

Lap	Lap Tm	Diff	Time of Day
(1) LEONARDO DE ALMEIDA			
1	1:31.447	+8.650	12:39:42.636
2	1:24.256	+1.459	12:41:06.892
3	1:25.274	+2.477	12:42:32.166
4	1:22.797	-	12:43:54.963
5	1:25.709	+2.912	12:45:20.672
6	1:24.280	+1.483	12:46:44.952
7	1:24.020	+1.223	12:48:08.972

Lap	Lap Tm	Diff	Time of Day
(71) JOAO VITOR FIGUEREDO			
1	1:29.968	+6.087	12:39:45.577
2	1:29.012	+5.131	12:41:14.589
3	1:27.562	+3.681	12:42:42.151
4	1:27.784	+3.903	12:44:09.935
5	1:25.471	+1.590	12:45:35.406
6	1:23.881	-	12:46:59.287
7	1:25.658	+1.777	12:48:24.945

Lap	Lap Tm	Diff	Time of Day
(399) ALVARO CESAR DE CAMPOS NETO			
1	1:30.925	-	12:39:40.655
2	1:33.123	+2.198	12:41:13.778
3	1:36.471	+5.546	12:42:50.249
4	1:34.275	+3.350	12:44:24.524
5	1:32.347	+1.422	12:45:56.871
6	1:31.213	+0.288	12:47:28.084
7	1:34.437	+3.512	12:49:02.521

Lap	Lap Tm	Diff	Time of Day
(77) BRUNO PAES BESIN			
1	1:33.656	-	12:40:01.370

Lap	Lap Tm	Diff	Time of Day
-----	--------	------	-------------

Lap	Lap Tm	Diff	Time of Day
-----	--------	------	-------------



Abertura Campeonato do Pr e Sul Br

Mini motos Força Livre

Rio Negro-PR 1,000 Km

Prova

3/3/2013 12:30

Race (10:00 and 1 Laps)

Lap	Lap Tm	Diff	Time of Day
(10) MATHEUS GABRIEL SILVA			
1	1:08.417	+3.037	12:38:56.517
2	1:07.791	+2.411	12:40:04.308
3	1:07.189	+1.809	12:41:11.497
4	1:07.547	+2.167	12:42:19.044
5	1:06.124	+0.744	12:43:25.168
6	1:05.380	-	12:44:30.548
7	1:06.203	+0.823	12:45:36.751
8	1:07.442	+2.062	12:46:44.193
9	1:07.388	+2.008	12:47:51.581

Lap	Lap Tm	Diff	Time of Day
(239) JORGE MARCOS MIKOSKI SIMOES			
1	1:08.483	+1.211	12:38:56.131
2	1:07.410	+0.138	12:40:03.541
3	1:07.272	-	12:41:10.813
4	1:09.216	+1.944	12:42:20.029
5	1:21.033	+13.761	12:43:41.062
6	1:07.567	+0.295	12:44:48.629
7	1:09.317	+2.045	12:45:57.946
8	1:08.203	+0.931	12:47:06.149
9	1:10.377	+3.105	12:48:16.526

Lap	Lap Tm	Diff	Time of Day
(580) ANDRÉ JOSÉ NETZEL			
1	1:12.991	+3.644	12:39:02.702
2	1:10.242	+0.895	12:40:12.944
3	1:09.347	-	12:41:22.291
4	1:11.099	+1.752	12:42:33.390
5	1:11.459	+2.112	12:43:44.849
6	1:10.756	+1.409	12:44:55.605
7	1:10.966	+1.619	12:46:06.571
8	1:12.232	+2.885	12:47:18.803
9	1:13.989	+4.642	12:48:32.792

Lap	Lap Tm	Diff	Time of Day
(13) LUCAS AUGUSTIN			
1	1:13.753	+2.472	12:39:04.706
2	1:12.358	+1.077	12:40:17.064
3	1:12.459	+1.178	12:41:29.523
4	1:12.980	+1.699	12:42:42.503
5	1:14.689	+3.408	12:43:57.192
6	1:14.994	+3.713	12:45:12.186
7	1:15.198	+3.917	12:46:27.384
8	1:11.281	-	12:47:38.665
9	1:12.858	+1.577	12:48:51.523

Lap	Lap Tm	Diff	Time of Day
(125) OTÁVIO PEDRO DA SILVA			
1	1:11.661	+2.083	12:39:03.977
2	1:09.770	+0.192	12:40:13.747
3	1:09.868	+0.290	12:41:23.615
4	1:10.236	+0.658	12:42:33.851
5	1:11.581	+2.003	12:43:45.432
6	1:10.512	+0.934	12:44:55.944
7	1:33.995	+24.417	12:46:29.939
8	1:09.578	-	12:47:39.517
9	1:12.952	+3.374	12:48:52.469

Lap	Lap Tm	Diff	Time of Day
(609) MELISSA VENET			
1	1:13.349	+1.817	12:39:09.787
2	1:12.261	+0.729	12:40:22.048
3	1:11.858	+0.326	12:41:33.906
4	1:12.615	+1.083	12:42:46.521
5	1:13.920	+2.388	12:44:00.441
6	1:14.294	+2.762	12:45:14.735
7	1:14.953	+3.421	12:46:29.688
8	1:11.654	+0.122	12:47:41.342
9	1:11.532	-	12:48:52.874

Lap	Lap Tm	Diff	Time of Day
(257) ANA VITORIA PAZ NEVES			
1	1:22.075	+3.239	12:39:25.936
2	1:19.689	+0.853	12:40:45.625
3	1:21.835	+2.999	12:42:07.460
4	1:19.146	+0.310	12:43:26.606
5	1:19.262	+0.426	12:44:45.868
6	1:18.836	-	12:46:04.704
7	1:19.735	+0.899	12:47:24.439
8	1:21.508	+2.672	12:48:45.947

Lap	Lap Tm	Diff	Time of Day
(37) MATEUS RODRIGUES			
1	1:19.552	+4.913	12:39:19.953
2	1:17.729	+3.090	12:40:37.682
3	1:18.359	+3.720	12:41:56.041
4	1:16.561	+1.922	12:43:12.602
5	1:17.435	+2.796	12:44:30.037
6	1:14.639	-	12:45:44.676
7	1:16.653	+2.014	12:47:01.329
8	2:03.200	+48.561	12:49:04.529

Lap	Lap Tm	Diff	Time of Day
(8) SAID LANG ABU GAZALI			
1	1:27.495	+9.411	12:39:39.626
2	1:21.044	+2.960	12:41:00.670
3	1:23.313	+5.229	12:42:23.983
4	1:21.982	+3.898	12:43:45.965
5	1:21.854	+3.770	12:45:07.819
6	1:23.230	+5.146	12:46:31.049
7	1:18.084	-	12:47:49.133
8	1:18.243	+0.159	12:49:07.376

Lap	Lap Tm	Diff	Time of Day
(22) LUCAS JOSÉ IVANOWSKI			
1	1:24.440	+2.536	12:39:31.758
2	1:23.208	+1.304	12:40:54.966
3	1:23.753	+1.849	12:42:18.719
4	1:25.065	+3.161	12:43:43.784
5	1:23.050	+1.146	12:45:06.834
6	1:22.630	+0.726	12:46:29.464
7	1:21.904	-	12:47:51.368
8	1:23.766	+1.862	12:49:15.134

Lap	Lap Tm	Diff	Time of Day
(187) GUILHERME PADILHA			
1	1:30.730	+11.080	12:39:43.862
2	1:24.335	+4.685	12:41:08.197
3	1:24.701	+5.051	12:42:32.898
4	1:24.315	+4.665	12:43:57.213
5	1:25.972	+6.322	12:45:23.185
6	1:22.455	+2.805	12:46:45.640
7	1:19.650	-	12:48:05.290

Lap	Lap Tm	Diff	Time of Day
(17) JOSÉ GABRIEL WSZOEK			
1	1:22.474	+2.419	12:39:24.435
2	1:20.055	-	12:40:44.490
3	1:21.956	+1.901	12:42:06.446
4	2:02.101	+42.046	12:44:08.547
5	1:24.203	+4.148	12:45:32.750
6	1:25.068	+5.013	12:46:57.818
7	1:20.217	+0.162	12:48:18.035

Lap	Lap Tm	Diff	Time of Day
(20) JOÃO EDUARDO KORNASKI			
1	1:49.650	+14.678	12:40:16.470
2	1:45.134	+10.162	12:42:01.604
3	1:43.666	+8.694	12:43:45.270
4	1:40.245	+5.273	12:45:25.515
5	1:40.354	+5.382	12:47:05.869
6	1:34.972	-	12:48:40.841