



2ª Etapa Camp. Paranaense e Abertura Br

230cc

Lapa-PR 1,200 Km

Prova

24/3/2013 15:30

Race (15:00 and 2 Laps)

Lap	Lap Tm	Diff	Time of Day
(4) LEANDRO MATOS LEMOS			
1	1:12.035	+3.012	15:06:50.850
2	1:12.227	+3.204	15:08:03.077
3	1:09.023	-	15:09:12.100
4	1:10.659	+1.636	15:10:22.759
5	1:10.864	+1.841	15:11:33.623
6	1:11.002	+1.979	15:12:44.625
7	1:14.370	+5.347	15:13:58.995
8	1:14.169	+5.146	15:15:13.164
9	1:11.876	+2.853	15:16:25.040
10	1:14.170	+5.147	15:17:39.210
11	1:17.280	+8.257	15:18:56.490
12	1:10.797	+1.774	15:20:07.287
13	1:10.562	+1.539	15:21:17.849
14	1:15.130	+6.107	15:22:32.979
15	1:19.719	+10.696	15:23:52.698

Lap	Lap Tm	Diff	Time of Day
(22) WANDREY NIELS			
1	1:13.618	+1.096	15:06:52.356
2	1:12.731	+0.209	15:08:05.087
3	1:13.053	+0.531	15:09:18.140
4	1:12.589	+0.067	15:10:30.729
5	1:14.921	+2.399	15:11:45.650
6	1:14.827	+2.305	15:13:00.477
7	1:13.964	+1.442	15:14:14.441
8	1:12.694	+0.172	15:15:27.135
9	1:13.098	+0.576	15:16:40.233
10	1:13.096	+0.574	15:17:53.329
11	1:12.522	-	15:19:05.851
12	1:14.383	+1.861	15:20:20.234
13	1:13.084	+0.562	15:21:33.318
14	1:13.202	+0.680	15:22:46.520
15	1:17.632	+5.110	15:24:04.152

Lap	Lap Tm	Diff	Time of Day
(180) JORDAN PRADE MARTINI			
1	1:11.537	+2.596	15:06:49.433
2	1:10.542	+1.601	15:07:59.975
3	1:17.541	+8.600	15:09:17.516
4	1:16.721	+7.780	15:10:34.237
5	1:16.485	+7.544	15:11:50.722
6	1:11.227	+2.286	15:13:01.949
7	1:12.832	+3.891	15:14:14.781
8	1:11.530	+2.589	15:15:26.311
9	1:11.931	+2.990	15:16:38.242
10	1:08.941	-	15:17:47.183
11	1:10.852	+1.911	15:18:58.035
12	1:11.057	+2.116	15:20:09.092
13	1:11.243	+2.302	15:21:20.335
14	1:11.196	+2.255	15:22:31.531
15	2:04.824	+55.883	15:24:36.355

Lap	Lap Tm	Diff	Time of Day
(25) VOLNEI DA FONSECA			
1	1:25.837	+11.050	15:07:05.236
2	1:20.287	+5.500	15:08:25.523
3	1:15.832	+1.045	15:09:41.355
4	1:16.525	+1.738	15:10:57.880
5	1:17.386	+2.599	15:12:15.266
6	1:17.056	+2.269	15:13:32.322
7	1:16.005	+1.218	15:14:48.327
8	1:17.068	+2.281	15:16:05.395
9	1:16.262	+1.475	15:17:21.657
10	1:14.787	-	15:18:36.444
11	1:16.856	+2.069	15:19:53.300
12	1:15.647	+0.860	15:21:08.947
13	1:17.192	+2.405	15:22:26.139

Lap	Lap Tm	Diff	Time of Day
14	1:17.442	+2.655	15:23:43.581
15	1:18.593	+3.806	15:25:02.174

Lap	Lap Tm	Diff	Time of Day
(978) RICARDO RIBEIRO BATISTA			
1	1:24.115	+7.142	15:07:04.279
2	1:18.560	+1.587	15:08:22.839
3	1:16.973	-	15:09:39.812
4	1:17.394	+0.421	15:10:57.206
5	1:17.596	+0.623	15:12:14.802
6	1:19.525	+2.552	15:13:34.327
7	1:17.710	+0.737	15:14:52.037
8	1:17.277	+0.304	15:16:09.314
9	1:17.356	+0.383	15:17:26.670
10	1:19.898	+2.925	15:18:46.568
11	1:20.426	+3.453	15:20:06.994
12	1:21.989	+5.016	15:21:28.983
13	1:20.192	+3.219	15:22:49.175
14	1:22.626	+5.653	15:24:11.801

Lap	Lap Tm	Diff	Time of Day
(16) PRESLEI DE CARLI			
1	1:29.747	+14.778	15:07:08.104
2	1:47.109	+32.140	15:08:55.213
3	1:19.626	+4.657	15:10:14.839
4	1:17.853	+2.884	15:11:32.692
5	1:17.148	+2.179	15:12:49.840
6	1:18.550	+3.581	15:14:08.390
7	1:14.969	-	15:15:23.359
8	1:16.099	+1.130	15:16:39.458
9	1:15.462	+0.493	15:17:54.920
10	1:17.016	+2.047	15:19:11.936
11	1:18.653	+3.684	15:20:30.589
12	1:16.410	+1.441	15:21:46.999
13	2:00.842	+45.873	15:23:47.841
14	1:23.785	+8.816	15:25:11.626

Lap	Lap Tm	Diff	Time of Day
(609) LUIZ GUSTAVO KOVALCZYK FILA			
1	1:21.014	+6.002	15:07:00.278
2	1:57.135	+42.123	15:08:57.413
3	1:43.161	+28.149	15:10:40.574
4	1:19.402	+4.390	15:11:59.976
5	1:27.159	+12.147	15:13:27.135
6	1:19.977	+4.965	15:14:47.112
7	1:16.197	+1.185	15:16:03.309
8	1:20.829	+5.817	15:17:24.138
9	1:19.811	+4.799	15:18:43.949
10	1:16.112	+1.100	15:20:00.061
11	1:15.012	-	15:21:15.073
12	1:15.947	+0.935	15:22:31.020
13	1:20.384	+5.372	15:23:51.404
14	1:21.563	+6.551	15:25:12.967

Lap	Lap Tm	Diff	Time of Day
(11) EDSON REFUNDINI FILHO			
1	1:18.198	+3.833	15:06:56.935
2	1:15.290	+0.925	15:08:12.225
3	1:16.604	+2.239	15:09:28.829
4	1:14.365	-	15:10:43.194
5	1:19.021	+4.656	15:12:02.215
6	1:17.811	+3.446	15:13:20.026
7	1:17.840	+3.475	15:14:37.866
8	1:15.267	+0.902	15:15:53.133
9	1:16.151	+1.786	15:17:09.284
10	1:16.177	+1.812	15:18:25.461
11	1:16.203	+1.838	15:19:41.664
12	1:19.286	+4.921	15:21:00.950
13	1:21.204	+6.839	15:22:22.154

Lap	Lap Tm	Diff	Time of Day
(126) GUILHERME ROBERTO DA SILVA			
1	2:11.904	+53.289	15:07:52.373
2	1:18.615	-	15:09:10.988
3	1:22.783	+4.168	15:10:33.771
4	1:21.065	+2.450	15:11:54.836
5	1:19.159	+0.544	15:13:13.995
6	1:24.497	+5.882	15:14:38.492
7	1:22.573	+3.958	15:16:01.065
8	1:22.037	+3.422	15:17:23.102
9	1:20.605	+1.990	15:18:43.707
10	1:19.032	+0.417	15:20:02.739
11	1:19.890	+1.275	15:21:22.629
12	1:18.957	+0.342	15:22:41.586
13	1:20.426	+1.811	15:24:02.012

Lap	Lap Tm	Diff	Time of Day
(710) MARCELO BONIFACIO			
1	1:31.286	+8.918	15:07:12.642
2	1:29.038	+6.670	15:08:41.680
3	1:26.279	+3.911	15:10:07.959
4	2:04.678	+42.310	15:12:12.637
5	1:30.394	+8.026	15:13:43.031
6	1:30.485	+8.117	15:15:13.516
7	1:27.821	+5.453	15:16:41.337
8	1:27.367	+4.999	15:18:08.704
9	1:24.474	+2.106	15:19:33.178
10	1:26.376	+4.008	15:20:59.554
11	1:28.115	+5.747	15:22:27.669
12	1:22.368	-	15:23:50.037
13	1:24.941	+2.573	15:25:14.978

Lap	Lap Tm	Diff	Time of Day
(29) JACO KOCH			
1	1:25.403	+10.219	15:07:05.392
2	1:23.641	+8.457	15:08:29.033
3	1:19.346	+4.162	15:09:48.379
4	1:15.184	-	15:11:03.563
5	1:27.549	+12.365	15:12:31.112
6	1:15.550	+0.366	15:13:46.662
7	1:18.080	+2.896	15:15:04.742
8	1:30.450	+15.266	15:16:35.192
9	1:17.574	+2.390	15:17:52.766
10	1:17.925	+2.741	15:19:10.691
11	1:17.315	+2.131	15:20:28.006
12	1:18.297	+3.113	15:21:46.303

Lap	Lap Tm	Diff	Time of Day
(251) JEFERSON KEIL			
1	1:37.508	+14.885	15:07:17.361
2	1:47.062	+24.439	15:09:04.423
3	1:33.353	+10.730	15:10:37.776
4	1:34.149	+11.526	15:12:11.925
5	1:28.663	+6.040	15:13:40.588
6	1:35.771	+13.148	15:15:16.359
7	1:36.599	+13.976	15:16:52.958
8	1:25.118	+2.495	15:18:18.076
9	1:22.623	-	15:19:40.699
10	1:25.401	+2.778	15:21:06.100
11	1:24.230	+1.607	15:22:30.330
12	1:30.974	+8.351	15:24:01.304

Lap	Lap Tm	Diff	Time of Day
(115) EDUARDO LEOBET			
1	1:18.072	+3.078	15:06:56.488
2	1:15.226	+0.232	15:08:11.714
3	1:14.994	-	15:09:26.708
4	1:16.235	+1.241	15:10:42.943
5	1:18.355	+3.361	15:12:01.298
6	1:16.386	+1.392	15:13:17.684
7	1:17.962	+2.968	15:14:35.646



2ª Etapa Camp. Paranaense e Abertura Br

230cc

Lapa-PR 1,200 Km

Prova

24/3/2013 15:30

Race (15:00 and 2 Laps)

Lap	Lap Tm	Diff	Time of Day
8	1:16.451	+1.457	15:15:52.097
9	1:24.820	+9.826	15:17:16.917
10	1:26.974	+11.980	15:18:43.891
11	1:24.530	+9.536	15:20:08.421
12	4:16.252	+3:01.258	15:24:24.673

(294) LEONARDO ROSA

Lap	Lap Tm	Diff	Time of Day
1	1:39.094	+13.149	15:07:21.098
2	1:25.945	-	15:08:47.043
3	1:26.025	+0.080	15:10:13.068
4	2:29.102	+1:03.157	15:12:42.170
5	1:30.625	+4.680	15:14:12.795
6	1:32.589	+6.644	15:15:45.384
7	1:34.697	+8.752	15:17:20.081
8	1:37.027	+11.082	15:18:57.108
9	1:38.334	+12.389	15:20:35.442
10	1:26.586	+0.641	15:22:02.028
11	1:27.412	+1.467	15:23:29.440
12	1:28.975	+3.030	15:24:58.415

(421) GABRIEL FIGUEIREDO

Lap	Lap Tm	Diff	Time of Day
1	1:53.660	+24.780	15:07:36.736
2	1:36.632	+7.752	15:09:13.368
3	1:40.295	+11.415	15:10:53.663
4	1:46.022	+17.142	15:12:39.685
5	1:39.494	+10.614	15:14:19.179
6	1:30.908	+2.028	15:15:50.087
7	1:32.932	+4.052	15:17:23.019
8	1:32.661	+3.781	15:18:55.680
9	1:36.380	+7.500	15:20:32.060
10	1:29.620	+0.740	15:22:01.680
11	1:32.523	+3.643	15:23:34.203
12	1:28.880	-	15:25:03.083

(90) RICARDO BELLI

Lap	Lap Tm	Diff	Time of Day
1	1:31.886	+16.842	15:07:10.304
2	1:21.709	+6.665	15:08:32.013
3	1:18.112	+3.068	15:09:50.125
4	1:19.925	+4.881	15:11:10.050
5	1:17.840	+2.796	15:12:27.890
6	1:15.044	-	15:13:42.934
7	1:17.227	+2.183	15:15:00.161
8	1:16.948	+1.904	15:16:17.109
9	1:18.469	+3.425	15:17:35.578
10	1:22.070	+7.026	15:18:57.648

(100) GIOVANNI VEIGA ADRIANO

Lap	Lap Tm	Diff	Time of Day
1	1:28.703	+12.589	15:07:09.120
2	1:19.184	+3.070	15:08:28.304
3	1:20.809	+4.695	15:09:49.113
4	1:19.669	+3.555	15:11:08.782
5	1:18.815	+2.701	15:12:27.597
6	1:17.801	+1.687	15:13:45.398
7	1:18.332	+2.218	15:15:03.730
8	1:16.114	-	15:16:19.844
9	1:16.579	+0.465	15:17:36.423
10	2:01.056	+44.942	15:19:37.479

(28) JOAO VINICUS DE PAULA

Lap	Lap Tm	Diff	Time of Day
1	1:29.437	+7.380	15:07:12.050
2	1:27.739	+5.682	15:08:39.789
3	1:22.057	-	15:10:01.846
4	1:36.506	+14.449	15:11:38.352
5	1:22.205	+0.148	15:13:00.557
6	2:18.208	+56.151	15:15:18.765
7	1:25.537	+3.480	15:16:44.302

Lap	Lap Tm	Diff	Time of Day
(99) JOCIMAR FERREIRA DE LIMA			
1	1:33.796	+13.683	15:07:13.983
2	1:20.113	-	15:08:34.096
3	10:11.424	+8:51.311	15:18:45.520
4	1:40.686	+20.573	15:20:26.206
5	1:24.909	+4.796	15:21:51.115
6	1:31.772	+11.659	15:23:22.887
7	1:24.536	+4.423	15:24:47.423

(6) VANDERLEI LEMES

Lap	Lap Tm	Diff	Time of Day
1	1:37.639	+19.649	15:07:18.471
2	1:18.840	+0.850	15:08:37.311
3	1:47.846	+29.856	15:10:25.157
4	1:17.990	-	15:11:43.147
5	1:19.361	+1.371	15:13:02.508
6	2:10.970	+52.980	15:15:13.478

(228) JACSON KEIL

Lap	Lap Tm	Diff	Time of Day
1	1:34.272	+21.139	15:07:13.297
2	1:17.393	+4.260	15:08:30.690
3	1:15.417	+2.284	15:09:46.107
4	1:13.133	-	15:10:59.240
5	1:19.874	+6.741	15:12:19.114

(33) RENATO HERMANN

Lap	Lap Tm	Diff	Time of Day
1	1:38.888	+25.744	15:07:17.838
2	1:27.587	+14.443	15:08:45.425
3	1:19.203	+6.059	15:10:04.628
4	1:14.091	+0.947	15:11:18.719
5	1:13.144	-	15:12:31.863

(15) DEIVID SOUZA

Lap	Lap Tm	Diff	Time of Day
1	1:13.716	+1.051	15:06:51.631
2	1:12.665	-	15:08:04.296
3	1:14.496	+1.831	15:09:18.792
4	1:15.882	+3.217	15:10:34.674

(217) RODRIGO DE PAULA FERREIRA

Lap	Lap Tm	Diff	Time of Day
1	1:37.045	+18.079	15:07:16.879
2	1:37.715	+18.749	15:08:54.594
3	1:18.966	-	15:10:13.560
4	1:26.950	+7.984	15:11:40.510

(35) MATHEUS WILLYAN RIBEIRO

Lap	Lap Tm	Diff	Time of Day
1	1:31.081	+8.466	15:07:11.736
2	1:22.615	-	15:08:34.351
3	16:55.931	+15:33.316	15:25:30.282

(8) BEN-HUR PILLATI

Lap	Lap Tm	Diff	Time of Day
1	1:18.828	-	15:06:58.555



2ª Etapa Camp. Paranaense e Abertura Br

Estreantes Nacional

Lapa-PR 1,200 Km

Prova

23/3/2013 16:00

Race (10:00 and 2 Laps)

Lap	Lap Tm	Diff	Time of Day
(400) CESAR AUGUSTO DA SILVA TORREANI			
1	1:07.449	+2.317	16:19:21.569
2	1:06.274	+1.142	16:20:27.843
3	1:05.877	+0.745	16:21:33.720
4	1:06.233	+1.101	16:22:39.953
5	1:05.396	+0.264	16:23:45.349
6	1:05.704	+0.572	16:24:51.053
7	1:06.349	+1.217	16:25:57.402
8	1:05.706	+0.574	16:27:03.108
9	1:05.132	-	16:28:08.240
10	1:05.934	+0.802	16:29:14.174
11	1:05.277	+0.145	16:30:19.451

Lap	Lap Tm	Diff	Time of Day
(997) ANDERSON TIDRE			
1	1:10.889	+6.572	16:19:26.007
2	1:07.226	+2.909	16:20:33.233
3	1:05.757	+1.440	16:21:38.990
4	1:05.167	+0.850	16:22:44.157
5	1:04.906	+0.589	16:23:49.063
6	1:04.505	+0.188	16:24:53.568
7	1:06.958	+2.641	16:26:00.526
8	1:05.756	+1.439	16:27:06.282
9	1:04.317	-	16:28:10.599
10	1:05.406	+1.089	16:29:16.005
11	1:08.588	+4.271	16:30:24.593

Lap	Lap Tm	Diff	Time of Day
(259) GUILHERME VIEIRA			
1	1:10.743	+6.134	16:19:25.251
2	1:07.056	+2.447	16:20:32.307
3	1:06.716	+2.107	16:21:39.023
4	1:06.726	+2.117	16:22:45.749
5	1:05.971	+1.362	16:23:51.720
6	1:05.599	+0.990	16:24:57.319
7	1:05.909	+1.300	16:26:03.228
8	1:06.075	+1.466	16:27:09.303
9	1:04.900	+0.291	16:28:14.203
10	1:06.952	+2.343	16:29:21.155
11	1:04.609	-	16:30:25.764

Lap	Lap Tm	Diff	Time of Day
(30) JEAN ROCHA NUNES			
1	1:08.250	+3.597	16:19:22.519
2	1:05.754	+1.101	16:20:28.273
3	1:06.935	+2.282	16:21:35.208
4	1:06.488	+1.835	16:22:41.696
5	1:04.653	-	16:23:46.349
6	1:06.147	+1.494	16:24:52.496
7	1:08.406	+3.753	16:26:00.902
8	1:08.248	+3.595	16:27:09.150
9	1:08.882	+4.229	16:28:18.032
10	1:07.941	+3.288	16:29:25.973
11	1:07.660	+3.007	16:30:33.633

Lap	Lap Tm	Diff	Time of Day
(998) EMERSON OLIVEIRA			
1	1:12.773	+6.807	16:19:27.328
2	1:08.818	+2.852	16:20:36.146
3	1:07.849	+1.883	16:21:43.995
4	1:07.233	+1.267	16:22:51.228
5	1:07.501	+1.535	16:23:58.729
6	1:05.966	-	16:25:04.695
7	1:07.576	+1.610	16:26:12.271
8	1:07.248	+1.282	16:27:19.519
9	1:06.818	+0.852	16:28:26.337
10	1:08.194	+2.228	16:29:34.531
11	1:06.768	+0.802	16:30:41.299

Lap	Lap Tm	Diff	Time of Day
(93) JOSE SCARAMUSSA			
1	1:12.494	+6.549	16:19:27.090
2	1:10.535	+4.590	16:20:37.625
3	1:08.716	+2.771	16:21:46.341
4	1:07.283	+1.338	16:22:53.624
5	1:07.279	+1.334	16:24:00.903
6	1:06.298	+0.353	16:25:07.201
7	1:05.945	-	16:26:13.146
8	1:07.265	+1.320	16:27:20.411
9	1:07.185	+1.240	16:28:27.596
10	1:08.381	+2.436	16:29:35.977
11	1:06.636	+0.691	16:30:42.613

Lap	Lap Tm	Diff	Time of Day
(225) JACKSON ESTEVAO			
1	1:27.658	+23.362	16:19:42.168
2	1:08.603	+4.307	16:20:50.771
3	1:08.315	+4.019	16:21:59.086
4	1:07.651	+3.355	16:23:06.737
5	1:07.547	+3.251	16:24:14.284
6	1:06.655	+2.359	16:25:20.939
7	1:06.633	+2.337	16:26:27.572
8	1:06.049	+1.753	16:27:33.621
9	1:05.139	+0.843	16:28:38.760
10	1:04.296	-	16:29:43.056
11	1:06.012	+1.716	16:30:49.068

Lap	Lap Tm	Diff	Time of Day
(306) CRISTOVAO S DE CASTR SALLES			
1	1:12.737	+5.052	16:19:28.346
2	1:10.233	+2.548	16:20:38.579
3	1:08.805	+1.120	16:21:47.384
4	1:07.685	-	16:22:55.069
5	1:09.194	+1.509	16:24:04.263
6	1:08.375	+0.690	16:25:12.638
7	1:08.167	+0.482	16:26:20.805
8	1:09.461	+1.776	16:27:30.266
9	1:09.372	+1.687	16:28:39.638
10	1:09.348	+1.663	16:29:48.986
11	1:09.310	+1.625	16:30:58.296

Lap	Lap Tm	Diff	Time of Day
(22) RAFAEL RICARDO			
1	1:15.852	+7.778	16:19:31.012
2	1:10.609	+2.535	16:20:41.621
3	1:10.046	+1.972	16:21:51.667
4	1:08.900	+0.826	16:23:00.567
5	1:08.403	+0.329	16:24:08.970
6	1:08.274	+0.200	16:25:17.244
7	1:08.362	+0.288	16:26:25.606
8	1:08.074	-	16:27:33.680
9	1:08.586	+0.512	16:28:42.266
10	1:10.138	+2.064	16:29:52.404
11	1:08.465	+0.391	16:31:00.869

Lap	Lap Tm	Diff	Time of Day
(123) JULIANO GONÇALVES			
1	1:26.726	+18.714	16:19:41.493
2	1:08.847	+0.835	16:20:50.340
3	1:11.453	+3.441	16:22:01.793
4	1:08.339	+0.327	16:23:10.132
5	1:08.190	+0.178	16:24:18.322
6	1:09.590	+1.578	16:25:27.912
7	1:08.157	+0.145	16:26:36.069
8	1:08.321	+0.309	16:27:44.390
9	1:08.791	+0.779	16:28:53.181
10	1:10.088	+2.076	16:30:03.269
11	1:08.012	-	16:31:11.281

Lap	Lap Tm	Diff	Time of Day
(21) VINICIUS SAVIO			

Lap	Lap Tm	Diff	Time of Day
1	1:21.883	+15.230	16:19:38.618
2	1:11.116	+4.463	16:20:49.734
3	1:13.174	+6.521	16:22:02.908
4	1:10.954	+4.301	16:23:13.862
5	1:08.364	+1.711	16:24:22.226
6	1:07.540	+0.887	16:25:29.766
7	1:09.856	+3.203	16:26:39.622
8	1:09.860	+3.207	16:27:49.482
9	1:06.653	-	16:28:56.135
10	1:07.456	+0.803	16:30:03.591
11	1:08.191	+1.538	16:31:11.782

Lap	Lap Tm	Diff	Time of Day
(23) ADRIANO LOCKS			
1	1:14.610	+5.483	16:19:30.490
2	1:13.982	+4.855	16:20:44.472
3	1:10.766	+1.639	16:21:55.238
4	1:12.164	+3.037	16:23:07.402
5	1:10.540	+1.413	16:24:17.942
6	1:11.321	+2.194	16:25:29.263
7	1:09.997	+0.870	16:26:39.260
8	1:09.583	+0.456	16:27:48.843
9	1:09.127	-	16:28:57.970
10	1:09.631	+0.504	16:30:07.601
11	1:10.558	+1.431	16:31:18.159

Lap	Lap Tm	Diff	Time of Day
(906) ANDREY FERNANDO DIAS			
1	1:31.219	+22.914	16:19:46.205
2	1:12.612	+4.307	16:20:58.817
3	1:12.347	+4.042	16:22:11.164
4	1:11.379	+3.074	16:23:22.543
5	1:10.067	+1.762	16:24:32.610
6	1:08.921	+0.616	16:25:41.531
7	1:09.237	+0.932	16:26:50.768
8	1:08.305	-	16:27:59.073
9	1:09.054	+0.749	16:29:08.127
10	1:08.711	+0.406	16:30:16.838
11	1:08.641	+0.336	16:31:25.479

Lap	Lap Tm	Diff	Time of Day
(271) DIEGO TEIDER			
1	1:20.507	+9.817	16:19:35.073
2	1:13.186	+2.496	16:20:48.259
3	1:12.256	+1.566	16:22:00.515
4	1:11.543	+0.853	16:23:12.058
5	1:12.153	+1.463	16:24:24.211
6	1:10.738	+0.048	16:25:34.949
7	1:12.138	+1.448	16:26:47.087
8	1:11.325	+0.635	16:27:58.412
9	1:12.456	+1.766	16:29:10.868
10	1:10.690	-	16:30:21.558

Lap	Lap Tm	Diff	Time of Day
(162) TIAGO LUIZ DOS SANTOS			
1	1:34.584	+26.845	16:19:49.505
2	1:13.556	+5.817	16:21:03.061
3	1:12.092	+4.353	16:22:15.153
4	1:12.398	+4.659	16:23:27.551
5	1:08.728	+0.989	16:24:36.279
6	1:11.053	+3.314	16:25:47.332
7	1:07.739	-	16:26:55.071
8	1:10.939	+3.200	16:28:06.010
9	1:08.265	+0.526	16:29:14.275
10	1:08.414	+0.675	16:30:22.689

Lap	Lap Tm	Diff	Time of Day
(188) ANTONIO WOTROBA			
1	1:35.567	+28.567	16:19:52.832
2	1:12.472	+5.472	16:21:05.304
3	1:10.426	+3.426	16:22:15.730



2ª Etapa Camp. Paranaense e Abertura Br

Estreantes Nacional

Lapa-PR 1,200 Km

Prova

23/3/2013 16:00

Race (10:00 and 2 Laps)

Lap	Lap Tm	Diff	Time of Day
4	1:15.465	+8.465	16:23:31.195
5	1:07.000	-	16:24:38.195
6	1:09.351	+2.351	16:25:47.546
7	1:09.660	+2.660	16:26:57.206
8	1:09.140	+2.140	16:28:06.346
9	1:08.719	+1.719	16:29:15.065
10	1:08.210	+1.210	16:30:23.275

(157) MAURICIO KLEMB

1	1:24.945	+18.279	16:19:38.985
2	1:34.927	+28.261	16:21:13.912
3	1:07.387	+0.721	16:22:21.299
4	1:11.636	+4.970	16:23:32.935
5	1:06.666	-	16:24:39.601
6	1:07.784	+1.118	16:25:47.385
7	1:07.972	+1.306	16:26:55.357
8	1:11.557	+4.891	16:28:06.914
9	1:09.563	+2.897	16:29:16.477
10	1:08.620	+1.954	16:30:25.097

(146) EDERSON RIBAS

1	1:35.630	+27.076	16:19:51.631
2	1:12.314	+3.760	16:21:03.945
3	1:11.350	+2.796	16:22:15.295
4	1:12.648	+4.094	16:23:27.943
5	1:09.030	+0.476	16:24:36.973
6	1:11.319	+2.765	16:25:48.292
7	1:10.834	+2.280	16:26:59.126
8	1:09.782	+1.228	16:28:08.908
9	1:12.984	+4.430	16:29:21.892
10	1:08.554	-	16:30:30.446

(819) EWERTON LUIZ DOS SANTOS

1	1:17.212	+10.573	16:19:32.606
2	1:13.126	+6.487	16:20:45.732
3	1:12.148	+5.509	16:21:57.880
4	1:38.365	+31.726	16:23:36.245
5	1:10.887	+4.248	16:24:47.132
6	1:12.235	+5.596	16:25:59.367
7	1:09.102	+2.463	16:27:08.469
8	1:08.536	+1.897	16:28:17.005
9	1:08.373	+1.734	16:29:25.378
10	1:06.639	-	16:30:32.017

(78) JOSÉ CLAUDIO GUENZ

1	1:42.862	+33.210	16:19:58.837
2	1:10.150	+0.498	16:21:08.987
3	1:11.643	+1.991	16:22:20.630
4	1:13.820	+4.168	16:23:34.450
5	1:09.827	+0.175	16:24:44.277
6	1:11.765	+2.113	16:25:56.042
7	1:11.882	+2.230	16:27:07.924
8	1:11.896	+2.244	16:28:19.820
9	1:09.652	-	16:29:29.472
10	1:10.746	+1.094	16:30:40.218

(850) DIEGO RIBEIRO DE CAMARGO

1	2:02.572	+57.478	16:20:17.153
2	1:32.493	+27.399	16:21:49.646
3	1:07.758	+2.664	16:22:57.404
4	1:07.749	+2.655	16:24:05.153
5	1:06.212	+1.118	16:25:11.365
6	1:06.998	+1.904	16:26:18.363
7	1:07.927	+2.833	16:27:26.290
8	1:05.094	-	16:28:31.384
9	1:06.264	+1.170	16:29:37.648

Lap	Lap Tm	Diff	Time of Day
10	1:05.300	+0.206	16:30:42.948

(25) JOSE DRESSENO NETO

1	1:18.565	+6.580	16:19:35.155
2	1:13.935	+1.950	16:20:49.090
3	1:13.758	+1.773	16:22:02.848
4	1:14.153	+2.168	16:23:17.001
5	1:11.985	-	16:24:28.986
6	1:13.145	+1.160	16:25:42.131
7	1:12.159	+0.174	16:26:54.290
8	1:13.897	+1.912	16:28:08.187
9	1:33.147	+21.162	16:29:41.334
10	1:13.253	+1.268	16:30:54.587

(81) CLAUDINEI KUJAFSKI

1	1:23.292	+11.463	16:19:40.579
2	1:16.982	+5.153	16:20:57.561
3	1:16.537	+4.708	16:22:14.098
4	1:18.956	+7.127	16:23:33.054
5	1:12.909	+1.080	16:24:45.963
6	1:13.523	+1.694	16:25:59.486
7	1:14.207	+2.378	16:27:13.693
8	1:11.829	-	16:28:25.522
9	1:16.591	+4.762	16:29:42.113
10	1:12.748	+0.919	16:30:54.861

(109) BRYAN GUTIERREZ

1	1:33.343	+20.460	16:19:49.428
2	1:15.673	+2.790	16:21:05.101
3	1:15.034	+2.151	16:22:20.135
4	1:17.325	+4.442	16:23:37.460
5	1:17.329	+4.446	16:24:54.789
6	1:14.874	+1.991	16:26:09.663
7	1:15.382	+2.499	16:27:25.045
8	1:13.657	+0.774	16:28:38.702
9	1:13.221	+0.338	16:29:51.923
10	1:12.883	-	16:31:04.806

(753) ERICK MARTINI

1	1:11.330	+3.031	16:19:25.606
2	1:08.535	+0.236	16:20:34.141
3	1:23.759	+15.460	16:21:57.900
4	1:53.507	+45.208	16:23:51.407
5	1:08.994	+0.695	16:25:00.401
6	1:08.759	+0.460	16:26:09.160
7	1:08.537	+0.238	16:27:17.697
8	1:08.309	+0.010	16:28:26.006
9	1:08.299	-	16:29:34.305
10	2:04.287	+55.988	16:31:38.592

(88) PATRICK MARTINI

1	2:37.481	+1:22.593	16:20:54.583
2	1:18.742	+3.854	16:22:13.325
3	1:20.387	+5.499	16:23:33.712
4	1:17.793	+2.905	16:24:51.505
5	1:21.184	+6.296	16:26:12.689
6	1:18.246	+3.358	16:27:30.935
7	1:17.390	+2.502	16:28:48.325
8	1:19.195	+4.307	16:30:07.520
9	1:14.888	-	16:31:22.408

(108) LUCAS ROCHA NUNES

1	1:48.545	+30.484	16:20:04.277
2	1:24.967	+6.906	16:21:29.244
3	1:20.592	+2.531	16:22:49.836
4	1:18.061	-	16:24:07.897

5	1:26.821	+8.760	16:25:34.718
6	1:45.333	+27.272	16:27:20.051
7	1:24.621	+6.560	16:28:44.672
8	1:22.376	+4.315	16:30:07.048

(8) JAMYE ALVES RBEIRO

1	1:18.943	+8.279	16:19:34.305
2	3:50.100	+2:39.436	16:23:24.405
3	1:11.004	+0.340	16:24:35.409
4	1:10.664	-	16:25:46.073
5	1:12.932	+2.268	16:26:59.005
6	1:13.665	+3.001	16:28:12.670
7	1:14.644	+3.980	16:29:27.314
8	1:12.554	+1.890	16:30:39.868

(733) PETERSON BRASIL

1	1:26.817	+16.562	16:19:41.733
2	1:12.363	+2.108	16:20:54.096
3	1:10.255	-	16:22:04.351
4	1:11.676	+1.421	16:23:16.027
5	1:12.381	+2.126	16:24:28.408

(148) EVANDRO ANTONIO RIBAS

1	1:27.626	+9.302	16:19:44.233
2	1:18.324	-	16:21:02.557

(444) MARCIO JOAO FARY FARY

1	1:58.025	-	16:20:13.161
---	----------	---	--------------



2ª Etapa Camp. Paranaense e Abertura Br

Força Livre Nacional

Lapa-PR 1,200 Km

Prova

24/3/2013 16:30

Race (10:00 and 2 Laps)

Lap	Lap Tm	Diff	Time of Day
(22) WANDREY NIELS			
1	1:17.777	+5.112	16:02:55.381
2	1:13.089	+0.424	16:04:08.470
3	1:14.352	+1.687	16:05:22.822
4	1:15.147	+2.482	16:06:37.969
5	1:12.665	-	16:07:50.634
6	1:16.240	+3.575	16:09:06.874
7	1:15.795	+3.130	16:10:22.669
8	1:17.742	+5.077	16:11:40.411
9	1:15.508	+2.843	16:12:55.919
10	1:17.396	+4.731	16:14:13.315

Lap	Lap Tm	Diff	Time of Day
(228) JACSON KEIL			
1	1:22.262	+6.773	16:03:00.628
2	1:18.121	+2.632	16:04:18.749
3	1:16.946	+1.457	16:05:35.695
4	1:15.489	-	16:06:51.184
5	1:18.502	+3.013	16:08:09.686
6	1:17.018	+1.529	16:09:26.704
7	1:17.621	+2.132	16:10:44.325
8	1:17.000	+1.511	16:12:01.325
9	1:19.444	+3.955	16:13:20.769
10	1:22.544	+7.055	16:14:43.313

Lap	Lap Tm	Diff	Time of Day
(15) DEIVID SOUZA			
1	1:30.357	+16.933	16:03:11.847
2	1:17.116	+3.692	16:04:28.963
3	1:35.219	+21.795	16:06:04.182
4	1:17.231	+3.807	16:07:21.413
5	1:14.329	+0.905	16:08:35.742
6	1:14.489	+1.065	16:09:50.231
7	1:23.618	+10.194	16:11:13.849
8	1:13.424	-	16:12:27.273
9	1:15.011	+1.587	16:13:42.284
10	1:14.423	+0.999	16:14:56.707

Lap	Lap Tm	Diff	Time of Day
(710) DOUGLAS KORELO			
1	1:20.446	+4.253	16:02:58.253
2	1:21.909	+5.716	16:04:20.162
3	1:16.193	-	16:05:36.355
4	1:21.753	+5.560	16:06:58.108
5	1:16.376	+0.183	16:08:14.484
6	1:19.696	+3.503	16:09:34.180
7	1:18.429	+2.236	16:10:52.609
8	1:20.663	+4.470	16:12:13.272
9	1:21.364	+5.171	16:13:34.636
10	1:28.843	+12.650	16:15:03.479

Lap	Lap Tm	Diff	Time of Day
(308) WILLIAN LANGHAMMER (SUCO)			
1	1:26.568	+8.585	16:03:06.772
2	1:21.401	+3.418	16:04:28.173
3	1:17.983	-	16:05:46.156
4	1:23.699	+5.716	16:07:09.855
5	1:22.883	+4.900	16:08:32.738
6	1:21.652	+3.669	16:09:54.390
7	1:24.185	+6.202	16:11:18.575
8	1:23.409	+5.426	16:12:41.984
9	1:26.845	+8.862	16:14:08.829
10	1:28.180	+10.197	16:15:37.009

Lap	Lap Tm	Diff	Time of Day
(99) JOCIMAR FERREIRA DE LIMA			
1	1:20.378	+0.409	16:02:58.667
2	1:22.765	+2.796	16:04:21.432
3	1:19.969	-	16:05:41.401
4	1:39.721	+19.752	16:07:21.122

Lap	Lap Tm	Diff	Time of Day
5	1:21.693	+1.724	16:08:42.815
6	1:28.206	+8.237	16:10:11.021
7	1:21.522	+1.553	16:11:32.543
8	1:22.214	+2.245	16:12:54.757
9	1:22.357	+2.388	16:14:17.114

Lap	Lap Tm	Diff	Time of Day
(285) MARCELO COUTO			
1	1:34.905	+2.218	16:03:25.491
2	1:36.345	+3.658	16:05:01.836
3	1:38.896	+6.209	16:06:40.732
4	1:32.687	-	16:08:13.419
5	1:37.946	+5.259	16:09:51.365
6	1:37.150	+4.463	16:11:28.515
7	1:38.341	+5.654	16:13:06.856
8	1:35.269	+2.582	16:14:42.125

Lap	Lap Tm	Diff	Time of Day
(278) LUIZ GUSTAVO GUENO			
1	1:34.327	+1.120	16:03:29.714
2	2:02.117	+28.910	16:05:31.831
3	1:33.207	-	16:07:05.038
4	1:35.624	+2.417	16:08:40.662
5	1:35.084	+1.877	16:10:15.746
6	1:37.525	+4.318	16:11:53.271
7	1:38.599	+5.392	16:13:31.870
8	1:37.663	+4.456	16:15:09.533

Lap	Lap Tm	Diff	Time of Day
(388) ALVARO CESAR DE CAMPOS JUNIOR			
1	1:20.138	-	16:02:57.529
2	2:25.333	+1:05.195	16:05:22.862
3	1:59.520	+39.382	16:07:22.382
4	1:39.600	+19.462	16:09:01.982
5	1:49.670	+29.532	16:10:51.652
6	1:49.507	+29.369	16:12:41.159
7	1:49.927	+29.789	16:14:31.086

Lap	Lap Tm	Diff	Time of Day
(317) DEIVID RIBAS DE SOUZA			
1	1:25.815	+0.422	16:03:08.286
2	1:28.128	+2.735	16:04:36.414
3	1:25.393	-	16:06:01.807
4	1:43.430	+18.037	16:07:45.237
5	1:31.863	+6.470	16:09:17.100
6	1:45.798	+20.405	16:11:02.898
7	4:03.047	+2:37.654	16:15:05.945

Lap	Lap Tm	Diff	Time of Day
(41) LUIZ GUILHERME NEPOMOCENO			
1	1:32.506	+5.211	16:03:13.341
2	1:32.155	+4.860	16:04:45.496
3	1:30.001	+2.706	16:06:15.497
4	1:27.295	-	16:07:42.792
5	1:56.765	+29.470	16:09:39.557
6	1:34.580	+7.285	16:11:14.137

Lap	Lap Tm	Diff	Time of Day
(404) IAGO SGORLA			
1	1:16.122	+2.983	16:02:53.438
2	1:13.139	-	16:04:06.577
3	1:16.701	+3.562	16:05:23.278
4	1:15.634	+2.495	16:06:38.912
5	1:14.739	+1.600	16:07:53.651

Lap	Lap Tm	Diff	Time of Day
(33) RENATO HERMANN			
1	1:24.204	-	16:03:03.632
2	2:13.522	+49.318	16:05:17.154

Lap	Lap Tm	Diff	Time of Day
(16) PRESLEI DE CARLI			
1	1:25.272	-	16:03:04.374



2ª Etapa Camp. Paranaense e Abertura Br

Intermediária Especial

Lapa-PR 1,200 Km

Prova

24/3/2013 13:00

Race (10:00 and 2 Laps)

Lap	Lap Tm	Diff	Time of Day
(19) MATEUS FELIPE KUNZ			
1	1:05.354	+3.002	13:10:17.963
2	1:03.258	+0.906	13:11:21.221
3	1:03.957	+1.605	13:12:25.178
4	1:02.352	-	13:13:27.530
5	1:03.410	+1.058	13:14:30.940
6	1:04.461	+2.109	13:15:35.401
7	1:04.964	+2.612	13:16:40.365
8	1:07.014	+4.662	13:17:47.379
9	1:05.826	+3.474	13:18:53.205
10	1:06.552	+4.200	13:19:59.757
11	1:06.766	+4.414	13:21:06.523

Lap	Lap Tm	Diff	Time of Day
(51) RAYLLAN CALIXTO			
1	1:06.104	+4.261	13:10:19.319
2	1:05.082	+3.239	13:11:24.401
3	1:03.320	+1.477	13:12:27.721
4	1:01.843	-	13:13:29.564
5	1:03.287	+1.444	13:14:32.851
6	1:03.997	+2.154	13:15:36.848
7	1:05.095	+3.252	13:16:41.943
8	1:05.938	+4.095	13:17:47.881
9	1:12.154	+10.311	13:19:00.035
10	1:08.366	+6.523	13:20:08.401
11	1:09.265	+7.422	13:21:17.666

Lap	Lap Tm	Diff	Time of Day
(23) FABIO LEONELO			
1	1:06.308	+0.445	13:10:18.554
2	1:07.312	+1.449	13:11:25.866
3	1:05.863	-	13:12:31.729
4	1:07.278	+1.415	13:13:39.007
5	1:07.675	+1.812	13:14:46.682
6	1:09.244	+3.381	13:15:55.926
7	1:07.908	+2.045	13:17:03.834
8	1:08.171	+2.308	13:18:12.005
9	1:09.606	+3.743	13:19:21.611
10	1:11.400	+5.537	13:20:33.011
11	1:09.150	+3.287	13:21:42.161

Lap	Lap Tm	Diff	Time of Day
(102) GETULIO SLOMP			
1	1:08.903	+2.120	13:10:21.744
2	1:06.965	+0.182	13:11:28.709
3	1:07.423	+0.640	13:12:36.132
4	1:09.091	+2.308	13:13:45.223
5	1:06.783	-	13:14:52.006
6	1:06.851	+0.068	13:15:58.857
7	1:08.232	+1.449	13:17:07.089
8	1:08.793	+2.010	13:18:15.882
9	1:08.521	+1.738	13:19:24.403
10	1:09.539	+2.756	13:20:33.942
11	1:09.660	+2.877	13:21:43.602

Lap	Lap Tm	Diff	Time of Day
(404) IAGO SGORLA			
1	1:08.794	+3.708	13:10:21.184
2	1:05.086	-	13:11:26.270
3	1:05.670	+0.584	13:12:31.940
4	1:07.491	+2.405	13:13:39.431
5	1:07.371	+2.285	13:14:46.802
6	1:06.521	+1.435	13:15:53.323
7	1:07.858	+2.772	13:17:01.181
8	1:10.279	+5.193	13:18:11.460
9	1:11.725	+6.639	13:19:23.185
10	1:14.709	+9.623	13:20:37.894
11	1:07.646	+2.560	13:21:45.540

Lap	Lap Tm	Diff	Time of Day
(151) DANIEL GRAVINA CUNHA			
1	1:08.547	+1.980	13:10:20.902
2	1:06.567	-	13:11:27.469
3	1:07.110	+0.543	13:12:34.579
4	1:07.892	+1.325	13:13:42.471
5	1:07.795	+1.228	13:14:50.266
6	1:07.522	+0.955	13:15:57.788
7	1:08.325	+1.758	13:17:06.113
8	1:07.527	+0.960	13:18:13.640
9	1:11.541	+4.974	13:19:25.181
10	1:14.466	+7.899	13:20:39.647
11	1:11.686	+5.119	13:21:51.333

Lap	Lap Tm	Diff	Time of Day
(909) LEONARDO CASSAROTTI			
1	1:08.853	+2.493	13:10:21.416
2	1:10.108	+3.748	13:11:31.524
3	1:06.360	-	13:12:37.884
4	1:06.396	+0.036	13:13:44.280
5	1:07.002	+0.642	13:14:51.282
6	1:08.155	+1.795	13:15:59.437
7	1:09.267	+2.907	13:17:08.704
8	1:09.030	+2.670	13:18:17.734
9	1:11.750	+5.390	13:19:29.484
10	1:11.154	+4.794	13:20:40.638
11	1:12.320	+5.960	13:21:52.958

Lap	Lap Tm	Diff	Time of Day
(25) ANILTON XIMENEZ			
1	1:10.164	+4.341	13:10:23.043
2	1:06.296	+0.473	13:11:29.339
3	1:05.823	-	13:12:35.162
4	1:06.604	+0.781	13:13:41.766
5	1:07.835	+2.012	13:14:49.601
6	1:07.616	+1.793	13:15:57.217
7	1:08.429	+2.606	13:17:05.646
8	1:10.472	+4.649	13:18:16.118
9	1:15.137	+9.314	13:19:31.255
10	1:10.422	+4.599	13:20:41.677
11	1:12.878	+7.055	13:21:54.555

Lap	Lap Tm	Diff	Time of Day
(6) JEFFERSON TILLER			
1	1:12.084	+5.703	13:10:25.759
2	1:07.274	+0.893	13:11:33.033
3	1:08.219	+1.838	13:12:41.252
4	1:07.930	+1.549	13:13:49.182
5	1:07.183	+0.802	13:14:56.365
6	1:06.381	-	13:16:02.746
7	1:08.606	+2.225	13:17:11.352
8	1:09.972	+3.591	13:18:21.324
9	1:10.595	+4.214	13:19:31.919
10	1:12.064	+5.683	13:20:43.983
11	1:13.791	+7.410	13:21:57.774

Lap	Lap Tm	Diff	Time of Day
(314) MATHEUS MOCELIN			
1	1:13.477	+7.954	13:10:27.705
2	1:09.403	+3.880	13:11:37.108
3	1:05.523	-	13:12:42.631
4	1:07.058	+1.535	13:13:49.689
5	1:06.928	+1.405	13:14:56.617
6	1:07.345	+1.822	13:16:03.962
7	1:08.490	+2.967	13:17:12.452
8	1:09.778	+4.255	13:18:22.230
9	1:10.243	+4.720	13:19:32.473
10	1:12.354	+6.831	13:20:44.827
11	1:13.574	+8.051	13:21:58.401

Lap	Lap Tm	Diff	Time of Day
(321) ALISSON KRISTOFER DE QUADROS			

Lap	Lap Tm	Diff	Time of Day
1	1:17.426	+9.209	13:10:32.118
2	1:11.239	+3.022	13:11:43.357
3	1:08.217	-	13:12:51.574
4	1:09.378	+1.161	13:14:00.952
5	1:11.236	+3.019	13:15:12.188
6	1:08.280	+0.063	13:16:20.468
7	1:10.670	+2.453	13:17:31.138
8	1:08.724	+0.507	13:18:39.862
9	1:10.998	+2.781	13:19:50.860
10	1:08.832	+0.615	13:20:59.692
11	1:11.236	+3.019	13:22:10.928

Lap	Lap Tm	Diff	Time of Day
(5) VOLNEI DA FONSECA			
1	1:08.704	+1.390	13:10:22.341
2	1:37.873	+30.559	13:12:00.214
3	1:07.314	-	13:13:07.528
4	1:07.974	+0.660	13:14:15.502
5	1:07.423	+0.109	13:15:22.925
6	1:07.388	+0.074	13:16:30.313
7	1:09.394	+2.080	13:17:39.707
8	1:08.905	+1.591	13:18:48.612
9	1:11.378	+4.064	13:19:59.990
10	1:12.254	+4.940	13:21:12.244

Lap	Lap Tm	Diff	Time of Day
(126) HENRIQUE LUIS OLSEN			
1	1:14.053	+4.097	13:10:28.211
2	1:10.144	+0.188	13:11:38.355
3	1:10.508	+0.552	13:12:48.863
4	1:09.956	-	13:13:58.819
5	1:10.874	+0.918	13:15:09.693
6	1:10.393	+0.437	13:16:20.086
7	1:10.865	+0.909	13:17:30.951
8	1:12.210	+2.254	13:18:43.161
9	1:13.039	+3.083	13:19:56.200
10	1:17.868	+7.912	13:21:14.068

Lap	Lap Tm	Diff	Time of Day
(25) ANDRÉ LUIZ BATISTA ROSA			
1	1:20.389	+10.565	13:10:34.135
2	1:15.817	+5.993	13:11:49.952
3	1:12.813	+2.989	13:13:02.765
4	1:10.350	+0.526	13:14:13.115
5	1:10.639	+0.815	13:15:23.754
6	1:13.342	+3.518	13:16:37.096
7	1:09.824	-	13:17:46.920
8	1:10.518	+0.694	13:18:57.438
9	1:12.083	+2.259	13:20:09.521
10	1:12.437	+2.613	13:21:21.958

Lap	Lap Tm	Diff	Time of Day
(84) CARILO PORKOTE			
1	1:18.797	+7.758	13:10:32.905
2	1:12.309	+1.270	13:11:45.214
3	1:11.039	-	13:12:56.253
4	1:12.182	+1.143	13:14:08.435
5	1:12.523	+1.484	13:15:20.958
6	1:11.624	+0.585	13:16:32.582
7	1:13.133	+2.094	13:17:45.715
8	1:17.519	+6.480	13:19:03.234
9	1:14.255	+3.216	13:20:17.489
10	1:14.695	+3.656	13:21:32.184

Lap	Lap Tm	Diff	Time of Day
(385) ADOLFO BATISTA			
1	1:18.319	+6.398	13:10:33.460
2	1:12.246	+0.325	13:11:45.706
3	1:12.148	+0.227	13:12:57.854
4	1:12.337	+0.416	13:14:10.191
5	1:11.921	-	13:15:22.112



2ª Etapa Camp. Paranaense e Abertura Br

Intermediária Especial

Lapa-PR 1,200 Km

Prova

24/3/2013 13:00

Race (10:00 and 2 Laps)

Lap	Lap Tm	Diff	Time of Day
6	1:15.069	+3.148	13:16:37.181
7	1:13.866	+1.945	13:17:51.047
8	1:14.028	+2.107	13:19:05.075
9	1:15.896	+3.975	13:20:20.971
10	1:13.665	+1.744	13:21:34.636

(115) RENAN BAIER			
Lap	Lap Tm	Diff	Time of Day
1	1:11.650	+3.358	13:10:26.141
2	1:32.779	+24.487	13:11:58.920
3	1:08.292	-	13:13:07.212
4	1:10.739	+2.447	13:14:17.951
5	1:12.493	+4.201	13:15:30.444
6	1:08.918	+0.626	13:16:39.362
7	1:13.010	+4.718	13:17:52.372
8	1:11.428	+3.136	13:19:03.800
9	1:14.376	+6.084	13:20:18.176
10	1:16.640	+8.348	13:21:34.816

(125) FELIPE PICK			
Lap	Lap Tm	Diff	Time of Day
1	1:10.520	+6.154	13:10:24.519
2	1:07.493	+3.127	13:11:32.012
3	1:04.366	-	13:12:36.378
4	1:06.745	+2.379	13:13:43.123
5	1:04.972	+0.606	13:14:48.095
6	1:06.239	+1.873	13:15:54.334
7	1:06.309	+1.943	13:17:00.643
8	1:07.579	+3.213	13:18:08.222
9	1:11.290	+6.924	13:19:19.512
10	2:17.045	+1:12.679	13:21:36.557

(770) HENRIQUE GABRIEL CORADIN DA ROSA			
Lap	Lap Tm	Diff	Time of Day
1	1:14.278	+4.402	13:10:27.031
2	1:09.876	-	13:11:36.907
3	1:11.309	+1.433	13:12:48.216
4	1:12.142	+2.266	13:14:00.358
5	1:12.628	+2.752	13:15:12.986
6	1:14.707	+4.831	13:16:27.693
7	1:16.705	+6.829	13:17:44.398
8	1:23.729	+13.853	13:19:08.127
9	1:17.592	+7.716	13:20:25.719
10	1:15.968	+6.092	13:21:41.687

(444) IGOR GIOVANI SIMOES			
Lap	Lap Tm	Diff	Time of Day
1	1:10.597	+2.241	13:10:23.504
2	1:54.462	+46.106	13:12:17.966
3	1:08.356	-	13:13:26.322
4	1:10.043	+1.687	13:14:36.365
5	1:10.058	+1.702	13:15:46.423
6	1:10.921	+2.565	13:16:57.344
7	1:13.825	+5.469	13:18:11.169
8	1:16.949	+8.593	13:19:28.118
9	1:14.016	+5.660	13:20:42.134
10	1:14.779	+6.423	13:21:56.913

(11) RAFAEL CAPOIA			
Lap	Lap Tm	Diff	Time of Day
1	1:19.972	+7.569	13:10:34.997
2	1:16.199	+3.796	13:11:51.196
3	1:12.403	-	13:13:03.599
4	1:13.620	+1.217	13:14:17.219
5	1:15.109	+2.706	13:15:32.328
6	1:16.236	+3.833	13:16:48.564
7	1:14.732	+2.329	13:18:03.296
8	1:16.694	+4.291	13:19:19.990
9	1:19.427	+7.024	13:20:39.417
10	1:18.657	+6.254	13:21:58.074

(13) JULIANO DIENER			
Lap	Lap Tm	Diff	Time of Day
1	1:22.592	+8.942	13:10:37.254
2	1:14.363	+0.713	13:11:51.617
3	1:13.650	-	13:13:05.267
4	1:14.256	+0.606	13:14:19.523
5	1:13.797	+0.147	13:15:33.320
6	1:16.829	+3.179	13:16:50.149
7	1:15.887	+2.237	13:18:06.036
8	1:16.227	+2.577	13:19:22.263
9	1:19.528	+5.878	13:20:41.791
10	1:19.410	+5.760	13:22:01.201

(37) LUIZ FELIPE BULGACOV E SILVA			
Lap	Lap Tm	Diff	Time of Day
1	1:05.369	-	13:10:17.562
2	1:05.505	+0.136	13:11:23.067
3	1:06.754	+1.385	13:12:29.821
4	1:05.666	+0.297	13:13:35.487
5	1:06.771	+1.402	13:14:42.258
6	1:07.206	+1.837	13:15:49.464
7	1:08.250	+2.881	13:16:57.714
8	1:09.833	+4.464	13:18:07.547
9	1:10.657	+5.288	13:19:18.204

(2) GUSTAVO LIIMA			
Lap	Lap Tm	Diff	Time of Day
1	1:21.219	+3.949	13:10:36.077
2	1:17.270	-	13:11:53.347
3	1:17.941	+0.671	13:13:11.288
4	1:17.699	+0.429	13:14:28.987
5	1:18.631	+1.361	13:15:47.618
6	1:20.478	+3.208	13:17:08.096
7	1:21.399	+4.129	13:18:29.495
8	1:24.235	+6.965	13:19:53.730
9	1:22.015	+4.745	13:21:15.745

(397) HIGOR STIVAL			
Lap	Lap Tm	Diff	Time of Day
1	1:20.850	+5.372	13:10:36.792
2	1:18.869	+3.391	13:11:55.661
3	1:18.328	+2.850	13:13:13.989
4	1:22.164	+6.686	13:14:36.153
5	1:15.478	-	13:15:51.631
6	1:19.940	+4.462	13:17:11.571
7	1:22.836	+7.358	13:18:34.407
8	1:24.699	+9.221	13:19:59.106
9	1:28.682	+13.204	13:21:27.788

(411) GEOVANNI BEGNINI			
Lap	Lap Tm	Diff	Time of Day
1	1:16.977	+6.425	13:10:30.877
2	1:10.732	+0.180	13:11:41.609
3	1:10.875	+0.323	13:12:52.484
4	1:11.152	+0.600	13:14:03.636
5	1:10.552	-	13:15:14.188
6	1:12.311	+1.759	13:16:26.499
7	1:13.119	+2.567	13:17:39.618

(99) WILLIAN CORTINA			
Lap	Lap Tm	Diff	Time of Day
1	1:22.170	+7.936	13:10:37.216
2	1:15.059	+0.825	13:11:52.275
3	1:14.844	+0.610	13:13:07.119
4	1:14.234	-	13:14:21.353
5	1:14.747	+0.513	13:15:36.100
6	1:16.810	+2.576	13:16:52.910
7	1:14.984	+0.750	13:18:07.894

(21) TIAGO KLEMBÁ			
Lap	Lap Tm	Diff	Time of Day
1	1:10.181	+3.623	13:10:23.460
2	1:06.903	+0.345	13:11:30.363

Lap	Lap Tm	Diff	Time of Day
3	1:08.134	+1.576	13:12:38.497
4	1:13.430	+6.872	13:13:51.927
5	1:06.558	-	13:14:58.485
6	1:07.215	+0.657	13:16:05.700

(880) LEANDRO QUILANTE			
Lap	Lap Tm	Diff	Time of Day
1	1:15.702	+5.154	13:10:36.510
2	1:11.397	+0.849	13:11:47.907
3	1:10.548	-	13:12:58.455
4	1:11.942	+1.394	13:14:10.397
5	1:12.200	+1.652	13:15:22.597
6	1:22.212	+11.664	13:16:44.809

(322) ANDRÉ LUIS GENARO			
Lap	Lap Tm	Diff	Time of Day
1	1:16.444	+4.873	13:10:29.908
2	1:13.239	+1.668	13:11:43.147
3	1:11.571	-	13:12:54.718
4	1:14.273	+2.702	13:14:08.991

(56) LEANDRO NAVARRO			
Lap	Lap Tm	Diff	Time of Day
1	1:14.005	-	13:10:29.282



2ª Etapa Camp. Paranaense e Abertura Br

Intermediária Nacional

Lapa-PR 1,200 Km

Prova

23/3/2013 16:20

Race (10:00 and 2 Laps)

Lap	Lap Tm	Diff	Time of Day
(251) JEFERSON KEIL			
1	1:02.246	+3.725	16:41:35.499
2	1:00.720	+2.199	16:42:36.219
3	59.423	+0.902	16:43:35.642
4	59.563	+1.042	16:44:35.205
5	1:00.162	+1.641	16:45:35.367
6	59.250	+0.729	16:46:34.617
7	58.521	-	16:47:33.138
8	59.458	+0.937	16:48:32.596
9	59.727	+1.206	16:49:32.323
10	59.519	+0.998	16:50:31.842
11	1:00.071	+1.550	16:51:31.913
12	1:01.145	+2.624	16:52:33.058

Lap	Lap Tm	Diff	Time of Day
(404) IAGO SGORLA			
1	1:04.655	+5.593	16:41:38.435
2	1:00.177	+1.115	16:42:38.612
3	1:01.001	+1.939	16:43:39.613
4	59.538	+0.476	16:44:39.151
5	59.628	+0.566	16:45:38.779
6	1:00.017	+0.955	16:46:38.796
7	59.070	+0.008	16:47:37.866
8	59.175	+0.113	16:48:37.041
9	59.062	-	16:49:36.103
10	59.857	+0.795	16:50:35.960
11	59.484	+0.422	16:51:35.444
12	59.327	+0.265	16:52:34.771

Lap	Lap Tm	Diff	Time of Day
(8) BEN-HUR PILLATI			
1	1:05.412	+5.380	16:41:39.042
2	1:01.545	+1.513	16:42:40.587
3	1:01.904	+1.872	16:43:42.491
4	1:01.699	+1.667	16:44:44.190
5	1:00.317	+0.285	16:45:44.507
6	1:00.039	+0.007	16:46:44.546
7	1:00.226	+0.194	16:47:44.772
8	1:00.464	+0.432	16:48:45.236
9	1:00.391	+0.359	16:49:45.627
10	1:00.032	-	16:50:45.659
11	1:00.677	+0.645	16:51:46.336
12	1:01.809	+1.777	16:52:48.145

Lap	Lap Tm	Diff	Time of Day
(118) RAMON SANTOS			
1	1:05.893	+6.014	16:41:39.685
2	1:01.910	+2.031	16:42:41.595
3	1:02.358	+2.479	16:43:43.953
4	1:02.335	+2.456	16:44:46.288
5	1:01.254	+1.375	16:45:47.542
6	1:01.240	+1.361	16:46:48.782
7	59.879	-	16:47:48.661
8	1:00.247	+0.368	16:48:48.908
9	1:00.756	+0.877	16:49:49.664
10	1:00.078	+0.199	16:50:49.742
11	1:00.227	+0.348	16:51:49.969
12	1:01.214	+1.335	16:52:51.183

Lap	Lap Tm	Diff	Time of Day
(21) TIAGO KLEMA			
1	1:03.587	+3.266	16:41:36.569
2	1:01.200	+0.879	16:42:37.769
3	1:09.859	+9.538	16:43:47.628
4	1:02.920	+2.599	16:44:50.548
5	1:01.397	+1.076	16:45:51.945
6	1:00.344	+0.023	16:46:52.289
7	1:01.363	+1.042	16:47:53.652
8	1:00.321	-	16:48:53.973

Lap	Lap Tm	Diff	Time of Day
9	1:01.796	+1.475	16:49:55.769
10	1:01.313	+0.992	16:50:57.082
11	1:01.024	+0.703	16:51:58.106
12	1:02.140	+1.819	16:53:00.246

Lap	Lap Tm	Diff	Time of Day
(738) FERNANDO DIONATAN			
1	1:10.121	+10.123	16:41:45.807
2	1:00.561	+0.563	16:42:46.368
3	1:01.131	+1.133	16:43:47.499
4	1:01.666	+1.668	16:44:49.165
5	1:06.023	+6.025	16:45:55.188
6	1:03.057	+3.059	16:46:58.245
7	1:01.224	+1.226	16:47:59.469
8	1:00.506	+0.508	16:48:59.975
9	1:00.675	+0.677	16:50:00.650
10	1:00.729	+0.731	16:51:01.379
11	59.998	-	16:52:01.377
12	1:00.622	+0.624	16:53:01.999

Lap	Lap Tm	Diff	Time of Day
(379) GUSTAVO SEIZES			
1	1:04.576	+4.353	16:41:37.751
2	1:01.865	+1.642	16:42:39.616
3	1:02.557	+2.334	16:43:42.173
4	1:02.737	+2.514	16:44:44.910
5	1:00.756	+0.533	16:45:45.666
6	1:00.291	+0.068	16:46:45.957
7	1:00.223	-	16:47:46.180
8	1:00.553	+0.330	16:48:46.733
9	1:01.004	+0.781	16:49:47.737
10	1:00.885	+0.662	16:50:48.622
11	1:13.875	+13.652	16:52:02.497
12	1:01.367	+1.144	16:53:03.864

Lap	Lap Tm	Diff	Time of Day
(710) MARCELO BONIFACIO			
1	1:07.775	+6.285	16:41:42.025
2	1:02.480	+0.990	16:42:44.505
3	1:03.660	+2.170	16:43:48.165
4	1:02.954	+1.464	16:44:51.119
5	1:01.490	-	16:45:52.609
6	1:01.606	+0.116	16:46:54.215
7	1:01.966	+0.476	16:47:56.181
8	1:01.759	+0.269	16:48:57.940
9	1:02.786	+1.296	16:50:00.726
10	1:03.808	+2.318	16:51:04.534
11	1:01.972	+0.482	16:52:06.506
12	1:02.059	+0.569	16:53:08.565

Lap	Lap Tm	Diff	Time of Day
(27) ROBSON MIRANDA			
1	1:10.073	+9.302	16:41:44.081
2	1:05.450	+4.679	16:42:49.531
3	1:02.602	+1.831	16:43:52.133
4	1:02.834	+2.063	16:44:54.967
5	1:01.884	+1.113	16:45:56.851
6	1:02.282	+1.511	16:46:59.133
7	1:02.538	+1.767	16:48:01.671
8	1:02.446	+1.675	16:49:04.117
9	1:01.964	+1.193	16:50:06.081
10	1:01.663	+0.892	16:51:07.744
11	1:00.845	+0.074	16:52:08.589
12	1:00.771	-	16:53:09.360

Lap	Lap Tm	Diff	Time of Day
(383) JELTON SCHEIDT			
1	1:06.600	+4.348	16:41:40.691
2	1:03.272	+1.020	16:42:43.963
3	1:03.007	+0.755	16:43:46.970
4	1:04.805	+2.553	16:44:51.775

Lap	Lap Tm	Diff	Time of Day
5	1:03.002	+0.750	16:45:54.777
6	1:03.135	+0.883	16:46:57.912
7	1:03.086	+0.834	16:48:00.998
8	1:02.252	-	16:49:03.250
9	1:03.395	+1.143	16:50:06.645
10	1:04.141	+1.889	16:51:10.786
11	1:03.597	+1.345	16:52:14.383
12	1:03.501	+1.249	16:53:17.884

Lap	Lap Tm	Diff	Time of Day
(49) ELÍDIO SÉRGIO CIONECKI BUDZIACKI			
1	1:09.508	+6.779	16:41:43.524
2	1:05.164	+2.435	16:42:48.688
3	1:03.212	+0.483	16:43:51.900
4	1:04.667	+1.938	16:44:56.567
5	1:02.729	-	16:45:59.296
6	1:03.132	+0.403	16:47:02.428
7	1:02.771	+0.042	16:48:05.199
8	1:03.263	+0.534	16:49:08.462
9	1:02.965	+0.236	16:50:11.427
10	1:03.374	+0.645	16:51:14.801
11	1:03.005	+0.276	16:52:17.806
12	1:03.198	+0.469	16:53:21.004

Lap	Lap Tm	Diff	Time of Day
(111) Kássio JOão RITZMANN			
1	1:10.147	+7.383	16:41:43.827
2	1:05.681	+2.917	16:42:49.508
3	1:03.845	+1.081	16:43:53.353
4	1:04.315	+1.551	16:44:57.668
5	1:03.549	+0.785	16:46:01.217
6	1:03.208	+0.444	16:47:04.425
7	1:02.764	-	16:48:07.189
8	1:03.679	+0.915	16:49:10.868
9	1:03.510	+0.746	16:50:14.378
10	1:02.878	+0.114	16:51:17.256
11	1:03.248	+0.484	16:52:20.504
12	1:03.129	+0.365	16:53:23.633

Lap	Lap Tm	Diff	Time of Day
(13) WILLIAM CAGLIARI			
1	1:11.822	+8.255	16:41:47.170
2	1:05.987	+2.420	16:42:53.157
3	1:04.104	+0.537	16:43:57.261
4	1:04.185	+0.618	16:45:01.446
5	1:04.042	+0.475	16:46:05.488
6	1:04.521	+0.954	16:47:10.009
7	1:03.974	+0.407	16:48:13.983
8	1:05.819	+2.252	16:49:19.802
9	1:03.701	+0.134	16:50:23.503
10	1:03.567	-	16:51:27.070
11	1:04.044	+0.477	16:52:31.114
12	1:05.737	+2.170	16:53:36.851

Lap	Lap Tm	Diff	Time of Day
(5) LEANDRO NASCIMENTO FALAVINE			
1	1:10.938	+6.876	16:41:44.454
2	1:06.557	+2.495	16:42:51.011
3	1:04.863	+0.801	16:43:55.874
4	1:04.062	-	16:44:59.936
5	1:04.447	+0.385	16:46:04.383
6	1:04.165	+0.103	16:47:08.548
7	1:04.604	+0.542	16:48:13.152
8	1:05.436	+1.374	16:49:18.588
9	1:05.977	+1.915	16:50:24.565
10	1:05.572	+1.510	16:51:30.137
11	1:08.788	+4.726	16:52:38.925

Lap	Lap Tm	Diff	Time of Day
(127) LUCIANO FRANCISCO			
1	1:12.372	+8.381	16:41:46.304



2ª Etapa Camp. Paranaense e Abertura Br

Mini motos Stander

Lapa-PR 1,200 Km

Prova

24/3/2013 12:30

Race (10:00 and 1 Laps)

Lap	Lap Tm	Diff	Time of Day
(10) MATHEUS GABRIEL SILVA			
1	1:20.770	+4.635	12:48:09.880
2	1:16.134	-	12:49:26.015
3	1:16.863	+0.728	12:50:42.878
4	1:18.882	+2.747	12:52:01.760
5	1:18.705	+2.570	12:53:20.465
6	1:20.567	+4.432	12:54:41.032
7	1:21.651	+5.516	12:56:02.683
8	1:20.711	+4.576	12:57:23.394
9	1:22.193	+6.058	12:58:45.587

Lap	Lap Tm	Diff	Time of Day
(239) JORGE MARCOS MIKOSKI SIMOES			
1	1:23.078	+2.413	12:48:10.545
2	1:20.928	+0.263	12:49:31.474
3	1:23.415	+2.750	12:50:54.889
4	1:24.988	+4.323	12:52:19.877
5	1:26.681	+6.016	12:53:46.558
6	1:27.936	+7.271	12:55:14.494
7	1:21.191	+0.526	12:56:35.685
8	1:23.018	+2.353	12:57:58.703
9	1:20.665	-	12:59:19.368

Lap	Lap Tm	Diff	Time of Day
(609) MELISSA VENET			
1	1:24.720	+2.674	12:48:13.255
2	1:24.227	+2.181	12:49:37.483
3	1:22.046	-	12:50:59.529
4	1:24.618	+2.572	12:52:24.147
5	1:24.875	+2.829	12:53:49.022
6	1:23.204	+1.158	12:55:12.226
7	1:22.787	+0.741	12:56:35.013
8	1:23.886	+1.840	12:57:58.899
9	1:24.358	+2.312	12:59:23.257

Lap	Lap Tm	Diff	Time of Day
(125) OTÁVIO PEDRO DA SILVA			
1	1:29.871	+7.286	12:48:18.377
2	1:24.544	+1.959	12:49:42.922
3	1:22.585	-	12:51:05.507
4	1:25.762	+3.177	12:52:31.269
5	1:26.955	+4.370	12:53:58.224
6	1:25.330	+2.745	12:55:23.554
7	1:24.500	+1.915	12:56:48.054
8	1:42.050	+19.465	12:58:30.104
9	1:30.717	+8.132	13:00:00.821

Lap	Lap Tm	Diff	Time of Day
(13) LUCAS AUGUSTIN			
1	1:31.816	+6.228	12:48:19.700
2	1:27.496	+1.908	12:49:47.197
3	1:26.061	+0.473	12:51:13.258
4	1:25.588	-	12:52:38.846
5	1:31.262	+5.674	12:54:10.108
6	1:29.519	+3.931	12:55:39.627
7	1:30.202	+4.614	12:57:09.829
8	1:30.583	+4.995	12:58:40.412
9	1:37.572	+11.984	13:00:17.984

Lap	Lap Tm	Diff	Time of Day
(580) ANDRÉ JOSÉ NETZEL			
1	1:27.472	+2.141	12:48:36.155
2	1:27.092	+1.761	12:50:03.248
3	1:25.331	-	12:51:28.579
4	1:27.831	+2.500	12:52:56.410
5	1:28.241	+2.910	12:54:24.651
6	1:30.799	+5.468	12:55:55.450
7	1:28.779	+3.448	12:57:24.229
8	1:32.128	+6.797	12:58:56.357

Lap	Lap Tm	Diff	Time of Day
(257) ANA VITORIA PAZ NEVES			
1	1:35.927	+6.536	12:48:25.428
2	1:34.885	+5.494	12:50:00.314
3	1:30.548	+1.157	12:51:30.862
4	1:31.778	+2.387	12:53:02.640
5	1:30.966	+1.575	12:54:33.606
6	1:29.807	+0.416	12:56:03.413
7	1:31.391	+2.000	12:57:34.804
8	1:29.391	-	12:59:04.195

Lap	Lap Tm	Diff	Time of Day
(7) LUCAS DA SILVA TORREANI			
1	1:33.424	+5.366	12:48:22.694
2	1:28.057	-	12:49:50.752
3	1:28.638	+0.580	12:51:19.390
4	1:30.512	+2.454	12:52:49.902
5	1:34.313	+6.255	12:54:24.215
6	1:36.299	+8.241	12:56:00.514
7	1:31.522	+3.464	12:57:32.036
8	1:35.585	+7.527	12:59:07.621

Lap	Lap Tm	Diff	Time of Day
(1) LEONARDO DE ALMEIDA			
1	1:32.725	+3.973	12:48:21.573
2	1:28.751	-	12:49:50.325
3	1:30.236	+1.484	12:51:20.561
4	1:31.261	+2.509	12:52:51.822
5	1:33.540	+4.788	12:54:25.362
6	1:39.059	+10.307	12:56:04.421
7	1:30.970	+2.218	12:57:35.391
8	1:33.857	+5.105	12:59:09.248

Lap	Lap Tm	Diff	Time of Day
(187) GUILHERME PADILHA			
1	1:43.472	+9.637	12:48:34.879
2	1:34.886	+1.051	12:50:09.766
3	1:33.835	-	12:51:43.601
4	1:36.344	+2.509	12:53:19.945
5	1:38.909	+5.074	12:54:58.854
6	1:35.793	+1.958	12:56:34.647
7	1:39.936	+6.101	12:58:14.583
8	1:38.366	+4.531	12:59:52.949

Lap	Lap Tm	Diff	Time of Day
(22) LUCAS JOSÉ IVANOWSKI			
1	1:40.025	+4.489	12:48:30.512
2	1:35.895	+0.359	12:50:06.408
3	1:35.536	-	12:51:41.944
4	1:36.522	+0.986	12:53:18.466
5	1:38.708	+3.172	12:54:57.174
6	1:39.367	+3.831	12:56:36.541
7	1:38.827	+3.291	12:58:15.368
8	1:39.760	+4.224	12:59:55.128

Lap	Lap Tm	Diff	Time of Day
(8) SAID LANG ABU GAZALI			
1	1:34.124	+5.232	12:48:34.797
2	1:33.172	+4.280	12:50:07.970
3	1:28.892	-	12:51:36.862
4	2:21.581	+52.689	12:53:58.443
5	1:41.814	+12.922	12:55:40.257
6	1:37.881	+8.989	12:57:18.138
7	1:45.609	+16.717	12:59:03.747

Lap	Lap Tm	Diff	Time of Day
(20) EDUARDO OLIVEIRA			
1	1:45.832	+3.630	12:48:37.791
2	1:42.201	-	12:50:19.993
3	1:44.344	+2.142	12:52:04.337
4	1:46.028	+3.826	12:53:50.365
5	1:44.053	+1.851	12:55:34.418
6	1:45.665	+3.463	12:57:20.083

Lap	Lap Tm	Diff	Time of Day
7	1:44.469	+2.267	12:59:04.552
(20) JOÃO EDUARDO KORNASKI			
1	1:55.886	+7.031	12:48:46.312
2	1:56.690	+7.835	12:50:43.003
3	1:55.995	+7.140	12:52:38.998
4	1:54.853	+5.998	12:54:33.851
5	1:50.812	+1.957	12:56:24.663
6	1:49.930	+1.075	12:58:14.593
7	1:48.855	-	13:00:03.448

Lap	Lap Tm	Diff	Time of Day
(421) JOÃO VITOR FIGUEIREDO			
1	1:58.036	+13.233	12:48:48.066
2	1:54.572	+9.769	12:50:42.639
3	1:46.874	+2.071	12:52:29.513
4	1:44.803	-	12:54:14.316
5	1:51.599	+6.796	12:56:05.915
6	1:48.044	+3.241	12:57:53.959

Lap	Lap Tm	Diff	Time of Day
(399) ALVARO CESAR DE CAMPOS NETO			
1	1:56.305	+13.763	12:48:47.672
2	1:42.541	-	12:50:30.214
3	1:51.398	+8.856	12:52:21.612
4	1:52.007	+9.465	12:54:13.619
5	1:56.944	+14.402	12:56:10.563
6	2:21.120	+38.578	12:58:31.683

Lap	Lap Tm	Diff	Time of Day
(17) JOSÉ GABRIEL WSZOEK			
1	1:47.098	-	12:48:37.212
2	1:52.710	+5.612	12:50:29.923
3	2:05.558	+18.460	12:52:35.481
4	4:20.760	+2:33.662	12:56:56.241
5	3:28.638	+1:41.540	13:00:24.879

Lap	Lap Tm	Diff	Time of Day
(78) JOÃO VICTOR RODRIGUES BUENO			
1	1:26.198	+3.625	12:48:45.043
2	1:22.572	-	12:50:07.616
3	4:03.147	+2:40.574	12:54:10.763
4	3:39.961	+2:17.388	12:57:50.724

Lap	Lap Tm	Diff	Time of Day
(77) BRUNO BEDIN			
1	6:07.170	+2:58.907	12:53:08.330
2	3:09.545	+1.282	12:56:17.875
3	3:08.263	-	12:59:26.138



2ª Etapa Camp. Paranaense e Abertura Br

STREET

Lapa-PR 1,200 Km

Prova

23/3/2013 16:40

Race (10:00 and 2 Laps)

Lap	Lap Tm	Diff	Time of Day
(43) OSCAR HONORATO BUENO			
1	1:01.830	+2.432	16:59:51.535
2	1:00.421	+1.023	17:00:51.956
3	1:00.586	+1.188	17:01:52.542
4	59.398	-	17:02:51.940
5	1:00.024	+0.626	17:03:51.964
6	59.409	+0.011	17:04:51.373
7	1:00.896	+1.498	17:05:52.269
8	1:01.713	+2.315	17:06:53.982
9	1:01.159	+1.761	17:07:55.141
10	1:01.111	+1.713	17:08:56.252
11	1:02.012	+2.614	17:09:58.264
12	1:02.670	+3.272	17:11:00.934

Lap	Lap Tm	Diff	Time of Day
(102) GETULIO SLOMP			
1	1:05.122	+3.283	16:59:55.351
2	1:02.713	+0.874	17:00:58.064
3	1:02.478	+0.639	17:02:00.542
4	1:03.005	+1.166	17:03:03.547
5	1:03.214	+1.375	17:04:06.761
6	1:02.466	+0.627	17:05:09.227
7	1:01.953	+0.114	17:06:11.180
8	1:02.897	+1.058	17:07:14.077
9	1:02.423	+0.584	17:08:16.500
10	1:01.975	+0.136	17:09:18.475
11	1:01.839	-	17:10:20.314
12	1:02.123	+0.284	17:11:22.437

Lap	Lap Tm	Diff	Time of Day
(226) ERICK GREBER			
1	1:05.011	+3.950	16:59:55.307
2	1:03.534	+2.473	17:00:58.841
3	1:02.214	+1.153	17:02:01.055
4	1:01.061	-	17:03:02.116
5	1:03.286	+2.225	17:04:05.402
6	1:02.330	+1.269	17:05:07.732
7	1:02.338	+1.277	17:06:10.070
8	1:02.599	+1.538	17:07:12.669
9	1:04.557	+3.496	17:08:17.226
10	1:02.698	+1.637	17:09:19.924
11	1:01.829	+0.768	17:10:21.753
12	1:03.540	+2.479	17:11:25.293

Lap	Lap Tm	Diff	Time of Day
(943) RAUL BRUNOSI JUNIOR			
1	1:06.267	+3.488	16:59:56.772
2	1:11.433	+8.654	17:01:08.205
3	1:04.501	+1.722	17:02:12.706
4	1:04.579	+1.800	17:03:17.285
5	1:04.163	+1.384	17:04:21.448
6	1:03.183	+0.404	17:05:24.631
7	1:02.779	-	17:06:27.410
8	1:03.653	+0.874	17:07:31.063
9	1:03.788	+1.009	17:08:34.851
10	1:03.570	+0.791	17:09:38.421
11	1:03.537	+0.758	17:10:41.958
12	1:04.741	+1.962	17:11:46.699

Lap	Lap Tm	Diff	Time of Day
(847) LEANDRO MARTINS			
1	1:06.463	+3.162	16:59:56.679
2	1:04.924	+1.623	17:01:01.603
3	1:05.173	+1.872	17:02:06.776
4	1:05.355	+2.054	17:03:12.131
5	1:04.907	+1.606	17:04:17.038
6	1:05.075	+1.774	17:05:22.113
7	1:04.917	+1.616	17:06:27.030
8	1:03.729	+0.428	17:07:30.759

Lap	Lap Tm	Diff	Time of Day
9	1:04.990	+1.689	17:08:35.749
10	1:03.301	-	17:09:39.050
11	1:04.084	+0.783	17:10:43.134
12	1:04.568	+1.267	17:11:47.702

Lap	Lap Tm	Diff	Time of Day
(3) CHRISTOPHER AMHOF			
1	1:08.342	+3.403	16:59:59.136
2	1:06.039	+1.100	17:01:05.175
3	1:05.633	+0.694	17:02:10.808
4	1:05.302	+0.363	17:03:16.110
5	1:05.364	+0.425	17:04:21.474
6	1:05.632	+0.693	17:05:27.106
7	1:05.155	+0.216	17:06:32.261
8	1:05.002	+0.063	17:07:37.263
9	1:05.367	+0.428	17:08:42.630
10	1:04.939	-	17:09:47.569
11	1:05.424	+0.485	17:10:52.993
12	1:07.072	+2.133	17:12:00.065

Lap	Lap Tm	Diff	Time of Day
(8) ILSON CORDEIRO SOARES			
1	1:07.605	+1.980	16:59:57.951
2	1:07.468	+1.843	17:01:05.419
3	1:05.625	-	17:02:11.044
4	1:05.732	+0.107	17:03:16.776
5	1:06.302	+0.677	17:04:23.078
6	1:06.126	+0.501	17:05:29.204
7	1:07.436	+1.811	17:06:36.640
8	1:06.027	+0.402	17:07:42.667
9	1:06.629	+1.004	17:08:49.296
10	1:07.121	+1.496	17:09:56.417
11	1:06.658	+1.033	17:11:03.075

Lap	Lap Tm	Diff	Time of Day
(609) ILIO VENET			
1	1:11.459	+6.163	17:00:02.175
2	1:07.197	+1.901	17:01:09.372
3	1:07.984	+2.688	17:02:17.356
4	1:06.100	+0.804	17:03:23.456
5	1:06.448	+1.152	17:04:29.904
6	1:05.751	+0.455	17:05:35.655
7	1:05.795	+0.499	17:06:41.450
8	1:05.530	+0.234	17:07:46.980
9	1:05.873	+0.577	17:08:52.853
10	1:06.992	+1.696	17:09:59.845
11	1:05.296	-	17:11:05.141

Lap	Lap Tm	Diff	Time of Day
(426) CELIO KUPKA			
1	1:09.582	+2.703	17:00:04.268
2	1:10.028	+3.149	17:01:14.296
3	1:07.328	+0.449	17:02:21.624
4	1:06.879	-	17:03:28.503
5	1:07.144	+0.265	17:04:35.647
6	1:07.538	+0.659	17:05:43.185
7	1:08.902	+2.023	17:06:52.087
8	1:08.847	+1.968	17:08:00.934
9	1:08.116	+1.237	17:09:09.050
10	1:07.607	+0.728	17:10:16.657
11	1:08.743	+1.864	17:11:25.400

Lap	Lap Tm	Diff	Time of Day
(216) RAFAEL RODRIGUES DE MELLO			
1	1:09.449	+1.490	17:00:00.587
2	1:08.394	+0.435	17:01:08.981
3	1:19.186	+11.227	17:02:28.167
4	1:07.959	-	17:03:36.126
5	1:08.879	+0.920	17:04:45.005
6	1:09.359	+1.400	17:05:54.364
7	1:08.312	+0.353	17:07:02.676

Lap	Lap Tm	Diff	Time of Day
8	1:08.136	+0.177	17:08:10.812
9	1:09.227	+1.268	17:09:20.039
10	1:08.549	+0.590	17:10:28.588
11	1:08.186	+0.227	17:11:36.774

Lap	Lap Tm	Diff	Time of Day
(33) OTAVIO RIBAS NOTTO			
1	1:12.871	+3.073	17:00:03.907
2	1:10.455	+0.657	17:01:14.362
3	1:10.148	+0.350	17:02:24.510
4	1:10.169	+0.371	17:03:34.679
5	1:09.798	-	17:04:44.477
6	1:11.108	+1.310	17:05:55.585
7	1:09.950	+0.152	17:07:05.535
8	1:10.666	+0.868	17:08:16.201
9	1:10.512	+0.714	17:09:26.713
10	1:10.460	+0.662	17:10:37.173
11	1:10.035	+0.237	17:11:47.208

Lap	Lap Tm	Diff	Time of Day
(2) WESLEN CLEITON SOARES			
1	1:25.920	+17.512	17:00:17.252
2	1:09.197	+0.789	17:01:26.449
3	1:09.678	+1.270	17:02:36.127
4	1:09.128	+0.720	17:03:45.255
5	1:09.727	+1.319	17:04:54.982
6	1:09.406	+0.998	17:06:04.388
7	1:08.408	-	17:07:12.796
8	1:09.473	+1.065	17:08:22.269
9	1:08.770	+0.362	17:09:31.039
10	1:08.754	+0.346	17:10:39.793
11	1:10.496	+2.088	17:11:50.289

Lap	Lap Tm	Diff	Time of Day
(5) LEANDRO NASCIMENTO FALAVINE			
1	1:12.842	+7.284	17:00:03.404
2	1:06.848	+1.290	17:01:10.252
3	1:07.656	+2.098	17:02:17.908
4	1:06.382	+0.824	17:03:24.290
5	1:06.889	+1.331	17:04:31.179
6	1:06.775	+1.217	17:05:37.954
7	1:05.558	-	17:06:43.512
8	1:07.789	+2.231	17:07:51.301
9	1:08.072	+2.514	17:08:59.373
10	1:06.986	+1.428	17:10:06.359

Lap	Lap Tm	Diff	Time of Day
(12) CLEVERTON FRACARO			
1	1:14.730	+0.155	17:00:06.876
2	1:32.167	+17.592	17:01:39.043
3	1:15.184	+0.609	17:02:54.227
4	1:15.413	+0.838	17:04:09.640
5	1:15.981	+1.406	17:05:25.621
6	1:16.011	+1.436	17:06:41.632
7	1:15.206	+0.631	17:07:56.838
8	1:16.397	+1.822	17:09:13.235
9	1:14.575	-	17:10:27.810
10	1:15.455	+0.880	17:11:43.265

Lap	Lap Tm	Diff	Time of Day
(100) GIOVANNI VEIGA ADRIANO			
1	1:01.432	+2.037	16:59:51.423
2	59.577	+0.182	17:00:51.000
3	59.693	+0.298	17:01:50.693
4	59.903	+0.508	17:02:50.596
5	59.813	+0.418	17:03:50.409
6	59.395	-	17:04:49.804
7	7:48.307	+6:48.912	17:12:38.111

Lap	Lap Tm	Diff	Time of Day
(10) WYLLYN RICHARD ALVES - BROA			
1	1:44.395	+42.856	17:00:34.586



2ª Etapa Camp. Paranaense e Abertura Br

VX 1

Lapa-PR 1,200 Km

Prova

24/3/2013 17:00

Race (15:00 and 2 Laps)

Lap	Lap Tm	Diff	Time of Day
(8) LUCAS BASSO			
1	1:08.238	+2.327	16:24:05.396
2	1:07.672	+1.761	16:25:13.068
3	1:08.434	+2.523	16:26:21.502
4	1:05.911	-	16:27:27.413
5	1:06.323	+0.412	16:28:33.736
6	1:06.699	+0.788	16:29:40.435
7	1:08.607	+2.696	16:30:49.042
8	1:11.018	+5.107	16:32:00.060
9	1:09.271	+3.360	16:33:09.331
10	1:08.412	+2.501	16:34:17.743
11	1:06.195	+0.284	16:35:23.938
12	1:07.625	+1.714	16:36:31.563
13	1:07.647	+1.736	16:37:39.210
14	1:08.338	+2.427	16:38:47.548
15	1:08.263	+2.352	16:39:55.811
16	1:13.356	+7.445	16:41:09.167

Lap	Lap Tm	Diff	Time of Day
(700) RODRIGO TABORDA			
1	1:06.201	+0.028	16:24:03.322
2	1:08.596	+2.423	16:25:11.918
3	1:07.322	+1.149	16:26:19.240
4	1:06.173	-	16:27:25.413
5	1:06.996	+0.823	16:28:32.409
6	1:06.705	+0.532	16:29:39.114
7	1:08.310	+2.137	16:30:47.424
8	1:12.651	+6.478	16:32:00.075
9	1:10.656	+4.483	16:33:10.731
10	1:08.447	+2.274	16:34:19.178
11	1:07.561	+1.388	16:35:26.739
12	1:09.510	+3.337	16:36:36.249
13	1:10.997	+4.824	16:37:47.246
14	1:10.970	+4.797	16:38:58.216
15	1:10.731	+4.558	16:40:08.947
16	1:09.906	+3.733	16:41:18.853

Lap	Lap Tm	Diff	Time of Day
(121) MATEUS BASSO			
1	1:11.069	+2.879	16:24:08.237
2	1:11.758	+3.568	16:25:19.995
3	1:08.415	+0.225	16:26:28.410
4	1:09.169	+0.979	16:27:37.579
5	1:08.917	+0.727	16:28:46.496
6	1:08.190	-	16:29:54.686
7	1:10.091	+1.901	16:31:04.777
8	1:09.856	+1.666	16:32:14.633
9	1:08.716	+0.526	16:33:23.349
10	1:11.300	+3.110	16:34:34.649
11	1:10.299	+2.109	16:35:44.948
12	1:09.378	+1.188	16:36:54.326
13	1:09.244	+1.054	16:38:03.570
14	1:10.185	+1.995	16:39:13.755
15	1:11.534	+3.344	16:40:25.289
16	1:16.412	+8.222	16:41:41.701

Lap	Lap Tm	Diff	Time of Day
(41) LUCIANO OLIVEIRA			
1	1:15.180	+5.208	16:24:13.809
2	1:13.594	+3.622	16:25:27.403
3	1:10.432	+0.460	16:26:37.835
4	1:10.866	+0.894	16:27:48.701
5	1:12.338	+2.366	16:29:01.039
6	1:10.489	+0.517	16:30:11.528
7	1:11.238	+1.266	16:31:22.766
8	1:09.972	-	16:32:32.738
9	1:11.795	+1.823	16:33:44.533
10	1:15.167	+5.195	16:34:59.700

Lap	Lap Tm	Diff	Time of Day
11	1:12.002	+2.030	16:36:11.702
12	1:11.051	+1.079	16:37:22.753
13	1:11.487	+1.515	16:38:34.240
14	1:12.063	+2.091	16:39:46.303
15	1:12.926	+2.954	16:40:59.229
16	1:19.509	+9.537	16:42:18.738

Lap	Lap Tm	Diff	Time of Day
(933) DANILO GORRERA VELTRONI			
1	1:17.460	+5.923	16:24:16.956
2	1:19.023	+7.486	16:25:35.979
3	1:17.143	+5.606	16:26:53.122
4	1:12.641	+1.104	16:28:05.763
5	1:13.164	+1.627	16:29:18.927
6	1:13.616	+2.079	16:30:32.543
7	1:13.780	+2.243	16:31:46.323
8	1:13.449	+1.912	16:32:59.772
9	1:11.879	+0.342	16:34:11.651
10	1:11.537	-	16:35:23.188
11	1:13.067	+1.530	16:36:36.255
12	1:14.010	+2.473	16:37:50.265
13	1:11.747	+0.210	16:39:02.012
14	1:11.799	+0.262	16:40:13.811
15	1:12.073	+0.536	16:41:25.884

Lap	Lap Tm	Diff	Time of Day
(317) THIAGO ERDMANN			
1	1:32.925	+23.676	16:24:32.336
2	1:18.316	+9.067	16:25:50.652
3	1:14.508	+5.259	16:27:05.160
4	1:14.460	+5.211	16:28:19.620
5	1:13.330	+4.081	16:29:32.950
6	1:11.399	+2.150	16:30:44.349
7	1:19.194	+9.945	16:32:03.543
8	1:12.920	+3.671	16:33:16.463
9	1:12.012	+2.763	16:34:28.475
10	1:11.526	+2.277	16:35:40.001
11	1:11.336	+2.087	16:36:51.337
12	1:09.249	-	16:38:00.586
13	1:10.625	+1.376	16:39:11.211
14	1:09.839	+0.590	16:40:21.050
15	1:10.915	+1.666	16:41:31.965

Lap	Lap Tm	Diff	Time of Day
(866) MARCELO MAZIERO			
1	1:24.266	+18.074	16:24:24.108
2	1:13.224	+7.032	16:25:37.332
3	1:13.144	+6.952	16:26:50.476
4	1:07.529	+1.337	16:27:58.005
5	1:06.192	-	16:29:04.197
6	1:08.396	+2.204	16:30:12.593
7	1:12.164	+5.972	16:31:24.757
8	1:19.976	+13.784	16:32:44.733
9	1:13.401	+7.209	16:33:58.134
10	1:15.795	+9.603	16:35:13.929
11	1:17.369	+11.177	16:36:31.298
12	1:20.112	+13.920	16:37:51.410
13	1:23.992	+17.800	16:39:15.402
14	1:13.185	+6.993	16:40:28.587
15	1:15.334	+9.142	16:41:43.921

Lap	Lap Tm	Diff	Time of Day
(228) JACSON KEIL			
1	1:25.025	+14.913	16:24:25.242
2	1:20.319	+10.207	16:25:45.561
3	1:16.020	+5.908	16:27:01.581
4	1:12.243	+2.131	16:28:13.824
5	1:13.825	+3.713	16:29:27.649
6	1:13.950	+3.838	16:30:41.599
7	1:11.762	+1.650	16:31:53.361


Lap	Lap Tm	Diff	Time of Day
8	1:10.753	+0.641	16:33:04.114
9	1:11.866	+1.754	16:34:15.980
10	1:15.093	+4.981	16:35:31.073
11	1:13.839	+3.727	16:36:44.912
12	1:11.921	+1.809	16:37:56.833
13	1:11.476	+1.364	16:39:08.309
14	1:10.112	-	16:40:18.421
15	1:28.605	+18.493	16:41:47.026

Lap	Lap Tm	Diff	Time of Day
(28) EDUARDO FALCONI FAISST			
1	1:24.593	+12.664	16:24:23.792
2	1:24.026	+12.097	16:25:47.818
3	1:15.410	+3.481	16:27:03.228
4	1:14.919	+2.990	16:28:18.147
5	1:11.929	-	16:29:30.076
6	1:12.946	+1.017	16:30:43.022
7	1:18.705	+6.776	16:32:01.727
8	1:16.791	+4.862	16:33:18.518
9	1:15.260	+3.331	16:34:33.778
10	1:17.134	+5.205	16:35:50.912
11	1:13.286	+1.357	16:37:04.198
12	1:15.539	+3.610	16:38:19.737
13	1:14.135	+2.206	16:39:33.872
14	1:15.347	+3.418	16:40:49.219
15	1:48.095	+36.166	16:42:37.314

Lap	Lap Tm	Diff	Time of Day
(157) ALEXANDRO DE LARA			
1	2:22.372	+1:12.334	16:25:21.915
2	1:11.750	+1.712	16:26:33.665
3	1:10.038	-	16:27:43.703
4	1:11.193	+1.155	16:28:54.896
5	1:12.556	+2.518	16:30:07.452
6	1:12.160	+2.122	16:31:19.612
7	1:12.275	+2.237	16:32:31.887
8	1:10.784	+0.746	16:33:42.671
9	1:16.514	+6.476	16:34:59.185
10	1:19.478	+9.440	16:36:18.663
11	1:18.763	+8.725	16:37:37.426
12	1:22.356	+12.318	16:38:59.782
13	1:12.530	+2.492	16:40:12.312
14	1:11.967	+1.929	16:41:24.279

Lap	Lap Tm	Diff	Time of Day
(22) HELINSON LUGARINI			
1	1:22.275	+5.642	16:24:22.921
2	1:20.705	+4.072	16:25:43.626
3	1:16.633	-	16:27:00.259
4	1:19.450	+2.817	16:28:19.709
5	1:22.483	+5.850	16:29:42.192
6	1:19.789	+3.156	16:31:01.981
7	1:19.988	+3.355	16:32:21.969
8	1:17.317	+0.684	16:33:39.286
9	1:19.090	+2.457	16:34:58.376
10	1:19.243	+2.610	16:36:17.619
11	1:19.243	+2.610	16:37:36.862
12	1:17.534	+0.901	16:38:54.396
13	1:17.822	+1.189	16:40:12.218
14	1:22.864	+6.231	16:41:35.082

Lap	Lap Tm	Diff	Time of Day
(307) JEISON SCHEIDT			
1	2:00.071	+50.147	16:24:58.654
2	2:11.275	+1:01.351	16:27:09.929
3	1:11.549	+1.625	16:28:21.478
4	1:13.785	+3.861	16:29:35.263
5	1:11.013	+1.089	16:30:46.276
6	1:11.958	+2.034	16:31:58.234
7	1:10.021	+0.097	16:33:08.255



2ª Etapa Camp. Paranaense e Abertura Br

VX 2

Lapa-PR 1,200 Km

Prova

24/3/2013 15:00

Race (15:00 and 2 Laps)

Lap	Lap Tm	Diff	Time of Day
(998) GUSTAVO OLIVEIRA			
1	1:05.545	+1.984	14:39:44.175
2	1:04.123	+0.562	14:40:48.298
3	1:04.428	+0.867	14:41:52.726
4	1:04.456	+0.895	14:42:57.182
5	1:03.561	-	14:44:00.743
6	1:03.813	+0.252	14:45:04.556
7	1:04.173	+0.612	14:46:08.729
8	1:04.587	+1.026	14:47:13.316
9	1:07.187	+3.626	14:48:20.503
10	1:07.770	+4.209	14:49:28.273
11	1:07.790	+4.229	14:50:36.063
12	1:08.515	+4.954	14:51:44.578
13	1:09.707	+6.146	14:52:54.285
14	1:08.299	+4.738	14:54:02.584
15	1:08.519	+4.958	14:55:11.103
16	1:09.391	+5.830	14:56:20.494

Lap	Lap Tm	Diff	Time of Day
(175) LUIS FELIPE FIETZ			
1	1:08.328	+2.589	14:39:46.945
2	1:07.752	+2.013	14:40:54.697
3	1:06.796	+1.057	14:42:01.493
4	1:05.739	-	14:43:07.232
5	1:06.069	+0.330	14:44:13.301
6	1:07.777	+2.038	14:45:21.078
7	1:08.615	+2.876	14:46:29.693
8	1:08.203	+2.464	14:47:37.896
9	1:09.284	+3.545	14:48:47.180
10	1:08.764	+3.025	14:49:55.944
11	1:09.480	+3.741	14:51:05.424
12	1:08.770	+3.031	14:52:14.194
13	1:09.600	+3.861	14:53:23.794
14	1:11.035	+5.296	14:54:34.829
15	1:09.163	+3.424	14:55:43.992
16	1:11.835	+6.096	14:56:55.827

Lap	Lap Tm	Diff	Time of Day
(44) LEANDRO MATOS LEMOS			
1	1:12.408	+4.429	14:39:51.873
2	1:11.241	+3.262	14:41:03.114
3	1:09.023	+1.044	14:42:12.137
4	1:09.489	+1.510	14:43:21.626
5	1:09.374	+1.395	14:44:31.000
6	1:09.305	+1.326	14:45:40.305
7	1:08.223	+0.244	14:46:48.528
8	1:11.062	+3.083	14:47:59.590
9	1:10.234	+2.255	14:49:09.824
10	1:08.228	+0.249	14:50:18.052
11	1:08.963	+0.984	14:51:27.015
12	1:07.979	-	14:52:34.994
13	1:08.712	+0.733	14:53:43.706
14	1:09.812	+1.833	14:54:53.518
15	1:12.071	+4.092	14:56:05.589
16	1:10.168	+2.189	14:57:15.757

Lap	Lap Tm	Diff	Time of Day
(307) JEISON SCHEIDT			
1	1:10.329	+1.687	14:39:49.298
2	1:11.535	+2.893	14:41:00.833
3	1:09.773	+1.131	14:42:10.606
4	1:09.437	+0.795	14:43:20.043
5	1:08.642	-	14:44:28.685
6	1:10.134	+1.492	14:45:38.819
7	1:09.142	+0.500	14:46:47.961
8	1:10.021	+1.379	14:47:57.982
9	1:10.517	+1.875	14:49:08.499
10	1:08.745	+0.103	14:50:17.244

Lap	Lap Tm	Diff	Time of Day
11	1:09.601	+0.959	14:51:26.845
12	1:12.222	+3.580	14:52:39.067
13	1:11.705	+3.063	14:53:50.772
14	1:11.382	+2.740	14:55:02.154
15	1:09.628	+0.986	14:56:11.782
16	1:08.799	+0.157	14:57:20.581

Lap	Lap Tm	Diff	Time of Day
(866) MARCELO MAZIERO			
1	1:09.070	+2.651	14:39:47.771
2	1:28.501	+22.082	14:41:16.272
3	1:09.652	+3.233	14:42:25.924
4	1:10.234	+3.815	14:43:36.158
5	1:06.419	-	14:44:42.577
6	1:09.024	+2.605	14:45:51.601
7	1:10.264	+3.845	14:47:01.865
8	1:08.256	+1.837	14:48:10.121
9	1:11.017	+4.598	14:49:21.138
10	1:09.175	+2.756	14:50:30.313
11	1:09.731	+3.312	14:51:40.044
12	1:06.497	+0.078	14:52:46.541
13	1:08.483	+2.064	14:53:55.024
14	1:08.053	+1.634	14:55:03.077
15	1:09.847	+3.428	14:56:12.924
16	1:09.306	+2.887	14:57:22.230

Lap	Lap Tm	Diff	Time of Day
(121) MATEUS BASSO			
1	1:16.649	+9.904	14:39:55.614
2	1:11.539	+4.794	14:41:07.153
3	1:07.559	+0.814	14:42:14.712
4	1:12.483	+5.738	14:43:27.195
5	1:08.771	+2.026	14:44:35.966
6	1:08.231	+1.486	14:45:44.197
7	1:07.666	+0.921	14:46:51.863
8	1:21.025	+14.280	14:48:12.888
9	1:10.488	+3.743	14:49:23.376
10	1:07.921	+1.176	14:50:31.297
11	1:10.394	+3.649	14:51:41.691
12	1:06.745	-	14:52:48.436
13	1:08.507	+1.762	14:53:56.943
14	1:08.912	+2.167	14:55:05.855
15	1:07.799	+1.054	14:56:13.654
16	1:09.641	+2.896	14:57:23.295

Lap	Lap Tm	Diff	Time of Day
(4) TIAGO PYKOCZ			
1	1:18.390	+9.316	14:39:58.243
2	1:11.868	+2.794	14:41:10.111
3	1:10.139	+1.065	14:42:20.250
4	1:09.760	+0.686	14:43:30.010
5	1:09.074	-	14:44:39.084
6	1:09.112	+0.038	14:45:48.196
7	1:10.541	+1.467	14:46:58.737
8	1:09.530	+0.456	14:48:08.267
9	1:10.391	+1.317	14:49:18.658
10	1:10.519	+1.445	14:50:29.177
11	1:12.130	+3.056	14:51:41.307
12	1:11.926	+2.852	14:52:53.233
13	1:11.715	+2.641	14:54:04.948
14	1:10.686	+1.612	14:55:15.634
15	1:10.097	+1.023	14:56:25.731

Lap	Lap Tm	Diff	Time of Day
(8) LUCAS BASSO			
1	1:16.875	+9.718	14:39:56.090
2	1:11.973	+4.816	14:41:08.063
3	1:25.094	+17.937	14:42:33.157
4	1:07.157	-	14:43:40.314
5	1:10.284	+3.127	14:44:50.598

Lap	Lap Tm	Diff	Time of Day
6	1:09.343	+2.186	14:45:59.941
7	1:07.339	+0.182	14:47:07.280
8	1:09.644	+2.487	14:48:16.924
9	1:07.481	+0.324	14:49:24.405
10	1:08.369	+1.212	14:50:32.774
11	1:10.513	+3.356	14:51:43.287
12	1:12.829	+5.672	14:52:56.116
13	1:09.152	+1.995	14:54:05.268
14	1:11.131	+3.974	14:55:16.399
15	1:12.782	+5.625	14:56:29.181

Lap	Lap Tm	Diff	Time of Day
(157) ALEXANDRO DE LARA			
1	1:18.372	+10.255	14:39:59.585
2	1:17.178	+9.061	14:41:16.763
3	1:12.734	+4.617	14:42:29.497
4	1:09.401	+1.284	14:43:38.898
5	1:10.664	+2.547	14:44:49.562
6	1:09.191	+1.074	14:45:58.753
7	1:10.539	+2.422	14:47:09.292
8	1:10.912	+2.795	14:48:20.204
9	1:09.698	+1.581	14:49:29.902
10	1:09.206	+1.089	14:50:39.108
11	1:11.940	+3.823	14:51:51.048
12	1:08.824	+0.707	14:52:59.872
13	1:08.117	-	14:54:07.989
14	1:10.655	+2.538	14:55:18.644
15	1:11.243	+3.126	14:56:29.887

Lap	Lap Tm	Diff	Time of Day
(19) MATEUS FELIPE KUNZ			
1	1:31.341	+23.916	14:40:10.973
2	1:14.328	+6.903	14:41:25.301
3	1:10.438	+3.013	14:42:35.739
4	1:07.425	-	14:43:43.164
5	1:09.816	+2.391	14:44:52.980
6	1:09.408	+1.983	14:46:02.388
7	1:08.809	+1.384	14:47:11.197
8	1:12.901	+5.476	14:48:24.098
9	1:08.499	+1.074	14:49:32.597
10	1:09.037	+1.612	14:50:41.634
11	1:11.210	+3.785	14:51:52.844
12	1:11.492	+4.067	14:53:04.336
13	1:10.911	+3.486	14:54:15.247
14	1:08.695	+1.270	14:55:23.942
15	1:13.677	+6.252	14:56:37.619

Lap	Lap Tm	Diff	Time of Day
(51) RAYLLAN CALIXTO			
1	1:13.217	+5.612	14:39:53.246
2	1:11.724	+4.119	14:41:04.970
3	1:08.778	+1.173	14:42:13.748
4	1:09.501	+1.896	14:43:23.249
5	1:07.605	-	14:44:30.854
6	1:08.676	+1.071	14:45:39.530
7	1:11.345	+3.740	14:46:50.875
8	1:11.160	+3.555	14:48:02.035
9	1:09.917	+2.312	14:49:11.952
10	1:09.358	+1.753	14:50:21.310
11	1:08.542	+0.937	14:51:29.852
12	1:11.212	+3.607	14:52:41.064
13	2:11.553	+1:03.948	14:54:52.617
14	1:22.690	+15.085	14:56:15.307
15	1:17.540	+9.935	14:57:32.847

Lap	Lap Tm	Diff	Time of Day
(84) CARILO PORKOTE			
1	1:27.422	+9.114	14:40:08.726
2	1:24.081	+5.773	14:41:32.807
3	1:28.959	+10.651	14:43:01.766



2ª Etapa Camp. Paranaense e Abertura Br

VX 2

Lapa-PR 1,200 Km

Prova

24/3/2013 15:00

Race (15:00 and 2 Laps)

Lap	Lap Tm	Diff	Time of Day
4	1:19.505	+1.197	14:44:21.271
5	1:19.001	+0.693	14:45:40.272
6	1:24.322	+6.014	14:47:04.594
7	1:24.819	+6.511	14:48:29.413
8	1:18.677	+0.369	14:49:48.090
9	1:22.092	+3.784	14:51:10.182
10	1:18.308	-	14:52:28.490
11	1:22.326	+4.018	14:53:50.816
12	1:29.040	+10.732	14:55:19.856
13	1:25.194	+6.886	14:56:45.050

Lap	Lap Tm	Diff	Time of Day
2	1:11.677	-	14:41:05.953
3	1:11.799	+0.122	14:42:17.752

Lap	Lap Tm	Diff	Time of Day
-----	--------	------	-------------

(16) LUCIANO BATTISTELLA JUNIOR

1	1:20.446	+11.843	14:40:01.226
2	1:11.843	+3.240	14:41:13.069
3	1:10.839	+2.236	14:42:23.908
4	1:09.408	+0.805	14:43:33.316
5	1:08.603	-	14:44:41.919
6	1:09.146	+0.543	14:45:51.065
7	1:11.295	+2.692	14:47:02.360
8	1:09.585	+0.982	14:48:11.945
9	1:10.224	+1.621	14:49:22.169
10	1:12.843	+4.240	14:50:35.012

(125) FELIPE PICK

1	1:20.482	+11.909	14:40:00.511
2	1:11.738	+3.165	14:41:12.249
3	1:10.384	+1.811	14:42:22.633
4	1:09.509	+0.936	14:43:32.142
5	1:08.573	-	14:44:40.715
6	1:09.227	+0.654	14:45:49.942
7	1:10.812	+2.239	14:47:00.754
8	1:08.622	+0.049	14:48:09.376
9	1:11.116	+2.543	14:49:20.492

(228) JACSON KEIL

1	1:11.564	+3.246	14:39:50.484
2	1:23.547	+15.229	14:41:14.031
3	1:11.005	+2.687	14:42:25.036
4	1:10.325	+2.007	14:43:35.361
5	1:10.814	+2.496	14:44:46.175
6	1:11.789	+3.471	14:45:57.964
7	1:08.318	-	14:47:06.282

(13) JULIANO DIENER

1	1:26.913	+4.207	14:40:09.505
2	1:22.706	-	14:41:32.211
3	1:22.777	+0.071	14:42:54.988
4	10:31.978	+9:09.272	14:53:26.966
5	1:23.000	+0.294	14:54:49.966
6	1:31.348	+8.642	14:56:21.314

(933) DANILO GORRERA VELTRONI

1	1:24.330	+14.227	14:40:03.616
2	1:11.585	+1.482	14:41:15.201
3	1:12.413	+2.310	14:42:27.614
4	1:10.103	-	14:43:37.717
5	1:42.009	+31.906	14:45:19.726

(69) JULIO CESAR VASELKOSKI

1	1:22.833	+5.389	14:40:04.681
2	1:21.067	+3.623	14:41:25.748
3	1:17.444	-	14:42:43.192
4	1:17.542	+0.098	14:44:00.734

(317) THIAGO ERDMANN

1	1:14.704	+3.027	14:39:54.276
---	----------	--------	--------------



2ª Etapa Camp. Paranaense e Abertura Br

VX 3 Especial

Lapa-PR 1,200 Km

Prova

24/3/2013 12:10

Race (15:00 and 2 Laps)

Lap	Lap Tm	Diff	Time of Day
(44) FERNANDO SANCHES			
1	59.288	+3.387	12:19:16.615
2	57.451	+1.550	12:20:14.066
3	56.427	+0.526	12:21:10.493
4	56.474	+0.573	12:22:06.967
5	56.285	+0.384	12:23:03.252
6	56.065	+0.164	12:23:59.317
7	57.213	+1.312	12:24:56.530
8	58.564	+2.663	12:25:55.094
9	57.675	+1.774	12:26:52.769
10	56.672	+0.771	12:27:49.441
11	58.290	+2.389	12:28:47.731
12	57.264	+1.363	12:29:44.995
13	58.237	+2.336	12:30:43.232
14	56.665	+0.764	12:31:39.897
15	56.480	+0.579	12:32:36.377
16	55.901	-	12:33:32.278
17	56.883	+0.982	12:34:29.161
18	57.745	+1.844	12:35:26.906

Lap	Lap Tm	Diff	Time of Day
(75) FABIANO RIBEIRO			
1	1:02.782	+6.725	12:19:20.844
2	59.885	+3.828	12:20:20.729
3	58.779	+2.722	12:21:19.508
4	56.400	+0.343	12:22:15.908
5	56.684	+0.627	12:23:12.592
6	56.155	+0.098	12:24:08.747
7	56.806	+0.749	12:25:05.553
8	57.769	+1.712	12:26:03.322
9	58.036	+1.979	12:27:01.358
10	56.057	-	12:27:57.415
11	57.295	+1.238	12:28:54.710
12	57.554	+1.497	12:29:52.264
13	56.404	+0.347	12:30:48.668
14	56.147	+0.090	12:31:44.815
15	56.469	+0.412	12:32:41.284
16	56.486	+0.429	12:33:37.770
17	56.970	+0.913	12:34:34.740
18	58.617	+2.560	12:35:33.357

Lap	Lap Tm	Diff	Time of Day
(125) GIOVANE PICK			
1	1:04.392	+8.536	12:19:22.062
2	59.623	+3.767	12:20:21.685
3	59.569	+3.713	12:21:21.254
4	57.342	+1.486	12:22:18.596
5	57.146	+1.290	12:23:15.742
6	56.647	+0.791	12:24:12.389
7	56.472	+0.616	12:25:08.861
8	57.517	+1.661	12:26:06.378
9	57.602	+1.746	12:27:03.980
10	56.174	+0.318	12:28:00.154
11	57.206	+1.350	12:28:57.360
12	57.545	+1.689	12:29:54.905
13	57.571	+1.715	12:30:52.476
14	57.157	+1.301	12:31:49.633
15	56.559	+0.703	12:32:46.192
16	56.177	+0.321	12:33:42.369
17	55.856	-	12:34:38.225
18	56.266	+0.410	12:35:34.491

Lap	Lap Tm	Diff	Time of Day
(153) NASRI SARKISS			
1	1:03.717	+7.465	12:19:21.459
2	59.487	+3.235	12:20:20.946
3	59.163	+2.911	12:21:20.109
4	57.107	+0.855	12:22:17.216

Lap	Lap Tm	Diff	Time of Day
5	56.252	-	12:23:13.468
6	56.360	+0.108	12:24:09.828
7	57.014	+0.762	12:25:06.842
8	57.982	+1.730	12:26:04.824
9	57.313	+1.061	12:27:02.137
10	56.982	+0.730	12:27:59.119
11	57.307	+1.055	12:28:56.426
12	57.954	+1.702	12:29:54.380
13	57.554	+1.302	12:30:51.934
14	56.985	+0.733	12:31:48.919
15	57.001	+0.749	12:32:45.920
16	56.735	+0.483	12:33:42.655
17	57.700	+1.448	12:34:40.355
18	58.447	+2.195	12:35:38.802

Lap	Lap Tm	Diff	Time of Day
(14) MARCIO FERNANDO BOROX			
1	1:02.508	+5.047	12:19:20.161
2	1:00.145	+2.684	12:20:20.306
3	1:01.178	+3.717	12:21:21.484
4	59.287	+1.826	12:22:20.771
5	58.771	+1.310	12:23:19.542
6	57.461	-	12:24:17.003
7	57.670	+0.209	12:25:14.673
8	58.499	+1.038	12:26:13.172
9	57.925	+0.464	12:27:11.097
10	58.294	+0.833	12:28:09.391
11	59.212	+1.751	12:29:08.603
12	57.997	+0.536	12:30:06.600
13	58.229	+0.768	12:31:04.829
14	1:00.339	+2.878	12:32:05.168
15	58.327	+0.866	12:33:03.495
16	57.678	+0.217	12:34:01.173
17	57.842	+0.381	12:34:59.015
18	58.228	+0.767	12:35:57.243

Lap	Lap Tm	Diff	Time of Day
(8) MAIARA BASSO			
1	59.845	+2.623	12:19:16.907
2	59.451	+2.229	12:20:16.358
3	57.778	+0.556	12:21:14.136
4	57.538	+0.316	12:22:11.674
5	57.222	-	12:23:08.896
6	57.805	+0.583	12:24:06.701
7	58.338	+1.116	12:25:05.039
8	1:00.442	+3.220	12:26:05.481
9	59.986	+2.764	12:27:05.467
10	58.058	+0.836	12:28:03.525
11	58.296	+1.074	12:29:01.821
12	59.015	+1.793	12:30:00.836
13	1:00.581	+3.359	12:31:01.417
14	1:01.448	+4.226	12:32:02.865
15	59.178	+1.956	12:33:02.043
16	58.883	+1.661	12:34:00.926
17	58.324	+1.102	12:34:59.250
18	58.094	+0.872	12:35:57.344

Lap	Lap Tm	Diff	Time of Day
(963) MARCELO ALEXANDRE MARQUES			
1	1:04.441	+6.867	12:19:22.770
2	1:00.867	+3.293	12:20:23.637
3	1:00.030	+2.456	12:21:23.667
4	58.558	+0.984	12:22:22.225
5	58.101	+0.527	12:23:20.326
6	57.682	+0.108	12:24:18.008
7	57.574	-	12:25:15.582
8	59.001	+1.427	12:26:14.583
9	58.422	+0.848	12:27:13.005
10	59.571	+1.997	12:28:12.576

Lap	Lap Tm	Diff	Time of Day
11	1:00.201	+2.627	12:29:12.777
12	58.919	+1.345	12:30:11.696
13	58.629	+1.055	12:31:10.325
14	58.495	+0.921	12:32:08.820
15	58.617	+1.043	12:33:07.437
16	59.104	+1.530	12:34:06.541
17	1:00.132	+2.558	12:35:06.673
18	1:01.862	+4.288	12:36:08.535

Lap	Lap Tm	Diff	Time of Day
(800) ALENCAR KREFTA			
1	1:02.461	+4.433	12:19:19.864
2	1:00.131	+2.103	12:20:19.995
3	1:00.761	+2.733	12:21:20.756
4	59.825	+1.797	12:22:20.581
5	58.575	+0.547	12:23:19.156
6	1:00.261	+2.233	12:24:19.417
7	1:00.270	+2.242	12:25:19.687
8	1:00.250	+2.222	12:26:19.937
9	58.810	+0.782	12:27:18.747
10	59.723	+1.695	12:28:18.470
11	58.919	+0.891	12:29:17.389
12	58.930	+0.902	12:30:16.319
13	58.028	-	12:31:14.347
14	59.089	+1.061	12:32:13.436
15	59.111	+1.083	12:33:12.547
16	58.657	+0.629	12:34:11.204
17	59.323	+1.295	12:35:10.527
18	59.243	+1.215	12:36:09.770

Lap	Lap Tm	Diff	Time of Day
(35) FLAVIO ROBERTO ALVES BRITO			
1	1:05.120	+6.923	12:19:23.122
2	1:01.156	+2.959	12:20:24.278
3	1:00.062	+1.865	12:21:24.340
4	1:00.254	+2.057	12:22:24.594
5	59.362	+1.165	12:23:23.956
6	59.568	+1.371	12:24:23.524
7	59.088	+0.891	12:25:22.612
8	59.596	+1.399	12:26:22.208
9	58.400	+0.203	12:27:20.608
10	59.113	+0.916	12:28:19.721
11	58.573	+0.376	12:29:18.294
12	58.531	+0.334	12:30:16.825
13	58.197	-	12:31:15.022
14	59.141	+0.944	12:32:14.163
15	59.538	+1.341	12:33:13.701
16	58.955	+0.758	12:34:12.656
17	1:00.836	+2.639	12:35:13.492
18	1:00.033	+1.836	12:36:13.525

Lap	Lap Tm	Diff	Time of Day
(455) EDINEI BUENO			
1	1:06.603	+7.772	12:19:24.443
2	1:03.541	+4.710	12:20:27.984
3	59.907	+1.076	12:21:27.891
4	1:00.158	+1.327	12:22:28.049
5	1:00.133	+1.302	12:23:28.182
6	59.010	+0.179	12:24:27.192
7	58.859	+0.028	12:25:26.051
8	1:01.856	+3.025	12:26:27.907
9	1:00.510	+1.679	12:27:28.417
10	59.728	+0.897	12:28:28.145
11	1:00.434	+1.603	12:29:28.579
12	1:00.770	+1.939	12:30:29.349
13	59.819	+0.988	12:31:29.168
14	1:00.112	+1.281	12:32:29.280
15	58.831	-	12:33:28.111
16	59.780	+0.949	12:34:27.891

2ª Etapa Camp. Paranaense e Abertura Br

VX 3 Especial

Lapa-PR 1,200 Km

Prova

24/3/2013 12:10

Race (15:00 and 2 Laps)

Lap	Lap Tm	Diff	Time of Day
17	59.441	+0.610	12:35:27.332

(72) RENATO STACHIW

1	1:04.791	+5.209	12:19:22.401
2	1:00.952	+1.370	12:20:23.353
3	1:00.007	+0.425	12:21:23.360
4	1:00.678	+1.096	12:22:24.038
5	59.631	+0.049	12:23:23.669
6	59.582	-	12:24:23.251
7	1:01.252	+1.670	12:25:24.503
8	1:03.086	+3.504	12:26:27.589
9	1:00.217	+0.635	12:27:27.806
10	1:00.251	+0.669	12:28:28.057
11	1:00.275	+0.693	12:29:28.332
12	1:00.578	+0.996	12:30:28.910
13	1:00.126	+0.544	12:31:29.036
14	1:00.430	+0.848	12:32:29.466
15	1:02.738	+3.156	12:33:32.204
16	1:01.033	+1.451	12:34:33.237
17	1:01.159	+1.577	12:35:34.396

(2) CRISTIANO BAPTISTA PIPINO

1	1:04.960	+6.357	12:19:23.485
2	1:02.256	+3.653	12:20:25.741
3	1:00.293	+1.690	12:21:26.034
4	59.886	+1.283	12:22:25.920
5	59.492	+0.889	12:23:25.412
6	58.998	+0.395	12:24:24.410
7	1:00.359	+1.756	12:25:24.769
8	1:07.100	+8.497	12:26:31.869
9	58.603	-	12:27:30.472
10	58.740	+0.137	12:28:29.212
11	1:00.310	+1.707	12:29:29.522
12	1:00.386	+1.783	12:30:29.908
13	59.958	+1.355	12:31:29.866
14	1:00.876	+2.273	12:32:30.742
15	1:00.934	+2.331	12:33:31.676
16	1:02.693	+4.090	12:34:34.369
17	1:02.153	+3.550	12:35:36.522

(71) ELDER PIROLI

1	1:04.122	+4.075	12:19:21.261
2	1:05.965	+5.918	12:20:27.226
3	1:05.999	+5.952	12:21:33.225
4	1:02.499	+2.452	12:22:35.724
5	1:00.111	+0.064	12:23:35.835
6	1:00.047	-	12:24:35.882
7	1:00.982	+0.935	12:25:36.864
8	1:00.508	+0.461	12:26:37.372
9	1:01.018	+0.971	12:27:38.390
10	1:00.632	+0.585	12:28:39.022
11	1:00.068	+0.021	12:29:39.090
12	1:01.389	+1.342	12:30:40.479
13	1:02.163	+2.116	12:31:42.642
14	1:01.211	+1.164	12:32:43.853
15	1:02.587	+2.540	12:33:46.440
16	1:01.202	+1.155	12:34:47.642
17	1:01.337	+1.290	12:35:48.979

(122) REINALDO GRECHINSKI

1	1:07.056	+6.843	12:19:25.532
2	1:03.735	+3.522	12:20:29.267
3	1:04.496	+4.283	12:21:33.763
4	1:03.684	+3.471	12:22:37.447
5	1:02.408	+2.195	12:23:39.855
6	1:01.107	+0.894	12:24:40.962

Lap	Lap Tm	Diff	Time of Day
7	1:00.594	+0.381	12:25:41.556
8	1:01.411	+1.198	12:26:42.967
9	1:01.434	+1.221	12:27:44.401
10	1:00.632	+0.419	12:28:45.033
11	1:03.191	+2.978	12:29:48.224
12	1:05.041	+4.828	12:30:53.265
13	1:00.722	+0.509	12:31:53.987
14	1:00.213	-	12:32:54.200
15	1:00.897	+0.684	12:33:55.097
16	1:00.868	+0.655	12:34:55.965
17	1:00.787	+0.574	12:35:56.752

(46) FABIANO GRAHL DE SOUZA

1	1:09.660	+9.940	12:19:28.020
2	1:07.006	+7.286	12:20:35.026
3	1:01.418	+1.698	12:21:36.444
4	1:02.821	+3.101	12:22:39.265
5	1:01.438	+1.718	12:23:40.703
6	1:02.595	+2.875	12:24:43.298
7	1:01.686	+1.966	12:25:44.984
8	1:03.001	+3.281	12:26:47.985
9	1:01.409	+1.689	12:27:49.394
10	1:02.236	+2.516	12:28:51.630
11	1:01.466	+1.746	12:29:53.096
12	1:01.865	+2.145	12:30:54.961
13	1:01.272	+1.552	12:31:56.233
14	1:00.112	+0.392	12:32:56.345
15	1:00.995	+1.275	12:33:57.340
16	59.720	-	12:34:57.060
17	1:00.963	+1.243	12:35:58.023

(611) JOAO PEDRO

1	1:09.167	+7.829	12:19:28.144
2	1:03.598	+2.260	12:20:31.742
3	1:03.563	+2.225	12:21:35.305
4	1:04.322	+2.984	12:22:39.627
5	1:03.471	+2.133	12:23:43.098
6	1:04.539	+3.201	12:24:47.637
7	1:04.750	+3.412	12:25:52.387
8	1:02.094	+0.756	12:26:54.481
9	1:01.410	+0.072	12:27:55.891
10	1:03.862	+2.524	12:28:59.753
11	1:01.338	-	12:30:01.091
12	1:01.941	+0.603	12:31:03.032
13	1:02.452	+1.114	12:32:05.484
14	1:01.852	+0.514	12:33:07.336
15	1:01.860	+0.522	12:34:09.196
16	1:03.040	+1.702	12:35:12.236
17	1:02.725	+1.387	12:36:14.961

(173) MARCIO BATISTA

1	1:05.510	+3.597	12:19:24.719
2	1:04.272	+2.359	12:20:28.451
3	1:04.542	+2.629	12:21:32.993
4	1:02.922	+1.009	12:22:35.915
5	1:03.041	+1.128	12:23:38.956
6	1:01.913	-	12:24:40.869
7	1:02.922	+1.009	12:25:43.791
8	1:03.614	+1.701	12:26:47.405
9	1:03.337	+1.424	12:27:50.742
10	1:03.197	+1.284	12:28:53.939
11	1:03.592	+1.679	12:29:57.531
12	1:02.254	+0.341	12:30:59.785
13	1:04.312	+2.399	12:32:04.097
14	1:02.687	+0.774	12:33:06.784
15	1:02.225	+0.312	12:34:09.009

Lap	Lap Tm	Diff	Time of Day
16	1:03.052	+1.139	12:35:12.061
17	1:02.920	+1.007	12:36:14.981

(23) ANDERSON RIBAS MACHADO

1	1:20.519	+20.534	12:19:39.573
2	1:03.093	+3.108	12:20:42.666
3	1:01.727	+1.742	12:21:44.393
4	1:01.392	+1.407	12:22:45.785
5	59.985	-	12:23:45.770
6	1:01.395	+1.410	12:24:47.165
7	1:01.220	+1.235	12:25:48.385
8	1:01.716	+1.731	12:26:50.101
9	1:01.500	+1.515	12:27:51.601
10	1:00.775	+0.790	12:28:52.376
11	1:02.845	+2.860	12:29:55.221
12	1:01.787	+1.802	12:30:57.008
13	1:00.476	+0.491	12:31:57.484
14	1:12.631	+12.646	12:33:10.115
15	1:02.238	+2.253	12:34:12.353
16	1:02.095	+2.110	12:35:14.448
17	1:02.323	+2.338	12:36:16.771

(18) JOSE LUIZ MARCHIOTTO JUNIOR

1	1:06.466	+5.449	12:19:25.290
2	1:03.450	+2.433	12:20:28.740
3	1:03.015	+1.998	12:21:31.755
4	1:01.701	+0.684	12:22:33.456
5	1:01.159	+0.142	12:23:34.615
6	1:01.017	-	12:24:35.632
7	1:02.273	+1.256	12:25:37.905
8	1:04.382	+3.365	12:26:42.287
9	1:02.572	+1.555	12:27:44.859
10	1:05.747	+4.730	12:28:50.606
11	1:04.323	+3.306	12:29:54.929
12	1:04.728	+3.711	12:30:59.657
13	1:07.777	+6.760	12:32:07.434
14	1:07.735	+6.718	12:33:15.169
15	1:07.557	+6.540	12:34:22.726
16	1:12.600	+11.583	12:35:35.326

(54) TATIANE LOBCHENKO

1	1:07.846	+4.609	12:19:26.706
2	1:03.819	+0.582	12:20:30.525
3	1:04.531	+1.294	12:21:35.056
4	1:03.813	+0.576	12:22:38.869
5	1:03.706	+0.469	12:23:42.575
6	1:03.583	+0.346	12:24:46.158
7	1:03.237	-	12:25:49.395
8	1:03.441	+0.204	12:26:52.836
9	1:03.869	+0.632	12:27:56.705
10	1:05.186	+1.949	12:29:01.891
11	1:04.940	+1.703	12:30:06.831
12	1:05.450	+2.213	12:31:12.281
13	1:05.757	+2.520	12:32:18.038
14	1:04.897	+1.660	12:33:22.935
15	1:05.639	+2.402	12:34:28.574
16	1:07.142	+3.905	12:35:35.716

(99) JONAS CECCON

1	1:10.693	+6.079	12:19:30.082
2	1:06.612	+1.998	12:20:36.694
3	1:04.614	-	12:21:41.308
4	1:04.895	+0.281	12:22:46.203
5	1:05.169	+0.555	12:23:51.372
6	1:05.273	+0.659	12:24:56.645
7	1:08.211	+3.597	12:26:04.856



2ª Etapa Camp. Paranaense e Abertura Br

VX 3 Especial

Lapa-PR 1,200 Km

Prova

24/3/2013 12:10

Race (15:00 and 2 Laps)

Lap	Lap Tm	Diff	Time of Day
8	1:07.431	+2.817	12:27:12.287
9	1:08.639	+4.025	12:28:20.926
10	1:07.158	+2.544	12:29:28.084
11	1:08.234	+3.620	12:30:36.318
12	1:06.136	+1.522	12:31:42.454
13	1:08.434	+3.820	12:32:50.888
14	1:06.262	+1.648	12:33:57.150
15	1:06.027	+1.413	12:35:03.177
16	1:05.996	+1.382	12:36:09.173

(612) JAIRO PEDRO

1	1:08.196	+5.571	12:19:27.541
2	1:03.272	+0.647	12:20:30.813
3	1:03.521	+0.896	12:21:34.334
4	1:03.538	+0.913	12:22:37.872
5	1:02.625	-	12:23:40.497
6	1:05.305	+2.680	12:24:45.802
7	1:10.194	+7.569	12:25:55.996
8	1:14.057	+11.432	12:27:10.053
9	1:15.159	+12.534	12:28:25.212
10	1:12.521	+9.896	12:29:37.733
11	1:11.955	+9.330	12:30:49.688
12	1:14.392	+11.767	12:32:04.080
13	1:11.443	+8.818	12:33:15.523
14	1:04.113	+1.488	12:34:19.636
15	1:04.418	+1.793	12:35:24.054
16	1:04.580	+1.955	12:36:28.634

(151) DAIANE LOBCHENKO

1	1:07.314	+3.485	12:20:38.304
2	1:05.849	+2.020	12:21:44.153
3	1:05.432	+1.603	12:22:49.585
4	1:04.045	+0.216	12:23:53.630
5	1:04.208	+0.379	12:24:57.838
6	1:04.903	+1.074	12:26:02.741
7	1:06.101	+2.272	12:27:08.842
8	1:04.288	+0.459	12:28:13.130
9	1:03.829	-	12:29:16.959
10	1:05.573	+1.744	12:30:22.532
11	1:04.617	+0.788	12:31:27.149
12	1:06.125	+2.296	12:32:33.274
13	1:04.953	+1.124	12:33:38.227
14	1:06.249	+2.420	12:34:44.476
15	1:05.144	+1.315	12:35:49.620

(507) DELTON BUTORI JUNIOR

1	1:10.018	+5.911	12:19:29.495
2	1:06.057	+1.950	12:20:35.552
3	1:04.107	-	12:21:39.659
4	1:05.650	+1.543	12:22:45.309
5	1:04.673	+0.566	12:23:49.982
6	1:05.729	+1.622	12:24:55.711
7	1:41.685	+37.578	12:26:37.396
8	1:06.870	+2.763	12:27:44.266
9	1:07.775	+3.668	12:28:52.041
10	1:07.929	+3.822	12:29:59.970
11	1:06.969	+2.862	12:31:06.939
12	1:06.756	+2.649	12:32:13.695
13	1:06.694	+2.587	12:33:20.389
14	1:07.889	+3.782	12:34:28.278

(58) EZEQUIAS RODRIGUES DOS SANTOS

1	1:11.161	+7.742	12:19:31.308
2	1:06.703	+3.284	12:20:38.011
3	1:04.220	+0.801	12:21:42.231
4	1:04.969	+1.550	12:22:47.200

Lap	Lap Tm	Diff	Time of Day
5	1:03.419	-	12:23:50.619
6	1:05.431	+2.012	12:24:56.050

Lap	Lap Tm	Diff	Time of Day
-----	--------	------	-------------



2ª Etapa Camp. Paranaense e Abertura Br

VX 3 Nacional

Lapa-PR 1,200 Km

Prova

23/3/2013 17:00

Race (10:00 and 2 Laps)

Lap	Lap Tm	Diff	Time of Day
(378) MARCIO LAGO			
1	1:00.336	+3.255	17:17:57.461
2	58.315	+1.234	17:18:55.776
3	57.535	+0.454	17:19:53.311
4	57.081	-	17:20:50.392
5	57.281	+0.200	17:21:47.673
6	58.764	+1.683	17:22:46.437
7	59.191	+2.110	17:23:45.628
8	58.704	+1.623	17:24:44.332
9	58.861	+1.780	17:25:43.193
10	59.124	+2.043	17:26:42.317
11	58.683	+1.602	17:27:41.000
12	58.660	+1.579	17:28:39.660

Lap	Lap Tm	Diff	Time of Day
(388) ALVARO CESAR DE CAMPOS JUNIOR			
1	1:00.901	+3.139	17:17:57.609
2	59.703	+1.941	17:18:57.312
3	58.545	+0.783	17:19:55.857
4	58.269	+0.507	17:20:54.126
5	57.762	-	17:21:51.888
6	57.777	+0.015	17:22:49.665
7	1:01.354	+3.592	17:23:51.019
8	58.817	+1.055	17:24:49.836
9	59.135	+1.373	17:25:48.971
10	1:00.005	+2.243	17:26:48.976
11	1:01.536	+3.774	17:27:50.512
12	59.275	+1.513	17:28:49.787

Lap	Lap Tm	Diff	Time of Day
(16) BRAULIO DE JESUS ANDRADE NEGO			
1	1:04.434	+3.110	17:18:02.065
2	1:02.715	+1.391	17:19:04.780
3	1:02.144	+0.820	17:20:06.924
4	1:02.816	+1.492	17:21:09.740
5	1:02.672	+1.348	17:22:12.412
6	1:02.301	+0.977	17:23:14.713
7	1:02.217	+0.893	17:24:16.930
8	1:02.627	+1.303	17:25:19.557
9	1:02.355	+1.031	17:26:21.912
10	1:01.324	-	17:27:23.236
11	1:02.329	+1.005	17:28:25.565
12	1:02.467	+1.143	17:29:28.032

Lap	Lap Tm	Diff	Time of Day
(8) ALMIR ROGÉRIO IARGAS DE PAULA			
1	1:01.981	+2.910	17:17:58.737
2	1:01.069	+1.998	17:18:59.806
3	59.071	-	17:19:58.877
4	1:01.486	+2.415	17:21:00.363
5	1:12.724	+13.653	17:22:13.087
6	1:02.612	+3.541	17:23:15.699
7	1:02.911	+3.840	17:24:18.610
8	1:02.650	+3.579	17:25:21.260
9	1:01.106	+2.035	17:26:22.366
10	1:03.356	+4.285	17:27:25.722
11	1:01.376	+2.305	17:28:27.098
12	1:02.676	+3.605	17:29:29.774

Lap	Lap Tm	Diff	Time of Day
(360) ADIR LANGHAMMER			
1	1:08.588	+6.878	17:18:07.655
2	1:04.794	+3.084	17:19:12.449
3	1:02.106	+0.396	17:20:14.555
4	1:04.194	+2.484	17:21:18.749
5	1:02.306	+0.596	17:22:21.055
6	1:04.453	+2.743	17:23:25.508
7	1:03.186	+1.476	17:24:28.694
8	1:02.590	+0.880	17:25:31.284

Lap	Lap Tm	Diff	Time of Day
9	1:01.710	-	17:26:32.994
10	1:02.153	+0.443	17:27:35.147
11	1:02.079	+0.369	17:28:37.226
12	1:03.760	+2.050	17:29:40.986

Lap	Lap Tm	Diff	Time of Day
(978) RICARDO RIBEIRO BATISTA			
1	1:08.538	+6.684	17:18:06.721
2	1:04.465	+2.611	17:19:11.186
3	1:02.913	+1.059	17:20:14.099
4	1:04.756	+2.902	17:21:18.855
5	1:03.937	+2.083	17:22:22.792
6	1:03.637	+1.783	17:23:26.429
7	1:01.854	-	17:24:28.283
8	1:04.051	+2.197	17:25:32.334
9	1:02.106	+0.252	17:26:34.440
10	1:02.904	+1.050	17:27:37.344
11	1:03.673	+1.819	17:28:41.017

Lap	Lap Tm	Diff	Time of Day
(127) LUCIANO FRANCISCO			
1	1:06.592	+3.634	17:18:04.008
2	1:04.249	+1.291	17:19:08.257
3	1:05.147	+2.189	17:20:13.404
4	1:05.209	+2.251	17:21:18.613
5	1:03.743	+0.785	17:22:22.356
6	1:04.261	+1.303	17:23:26.617
7	1:03.459	+0.501	17:24:30.076
8	1:03.276	+0.318	17:25:33.352
9	1:02.958	-	17:26:36.310
10	1:03.503	+0.545	17:27:39.813
11	1:04.091	+1.133	17:28:43.904

Lap	Lap Tm	Diff	Time of Day
(311) AUGUSTO AMHOF			
1	1:07.560	+4.229	17:18:05.171
2	1:03.576	+0.245	17:19:08.747
3	1:04.794	+1.463	17:20:13.541
4	1:04.590	+1.259	17:21:18.131
5	1:03.331	-	17:22:21.462
6	1:06.551	+3.220	17:23:28.013
7	1:03.508	+0.177	17:24:31.521
8	1:03.853	+0.522	17:25:35.374
9	1:06.001	+2.670	17:26:41.375
10	1:07.845	+4.514	17:27:49.220
11	1:08.051	+4.720	17:28:57.271

Lap	Lap Tm	Diff	Time of Day
(717) MÁRCIO JOSÉ IVANOWSKI			
1	1:09.778	+5.788	17:18:07.534
2	1:05.753	+1.763	17:19:13.287
3	1:04.878	+0.888	17:20:18.165
4	1:04.363	+0.373	17:21:22.528
5	1:04.238	+0.248	17:22:26.766
6	1:04.825	+0.835	17:23:31.591
7	1:03.990	-	17:24:35.581
8	1:04.332	+0.342	17:25:39.913
9	1:06.252	+2.262	17:26:46.165
10	1:06.312	+2.322	17:27:52.477
11	1:05.730	+1.740	17:28:58.207

Lap	Lap Tm	Diff	Time of Day
(131) ANA CLAUDIA FIETZ			
1	1:10.827	+6.331	17:18:07.991
2	1:05.554	+1.058	17:19:13.545
3	1:04.986	+0.490	17:20:18.531
4	1:04.496	-	17:21:23.027
5	1:05.193	+0.697	17:22:28.220
6	1:04.877	+0.381	17:23:33.097
7	1:05.733	+1.237	17:24:38.830
8	1:05.242	+0.746	17:25:44.072

Lap	Lap Tm	Diff	Time of Day
9	1:05.344	+0.848	17:26:49.416
10	1:05.155	+0.659	17:27:54.571
11	1:04.985	+0.489	17:28:59.556

Lap	Lap Tm	Diff	Time of Day
(285) MARCELO COUTO			
1	1:09.450	+5.264	17:18:07.741
2	1:06.613	+2.427	17:19:14.354
3	1:05.542	+1.356	17:20:19.896
4	1:04.186	-	17:21:24.082
5	1:04.324	+0.138	17:22:28.406
6	1:05.016	+0.830	17:23:33.422
7	1:06.181	+1.995	17:24:39.603
8	1:05.263	+1.077	17:25:44.866
9	1:05.360	+1.174	17:26:50.226
10	1:05.198	+1.012	17:27:55.424
11	1:04.840	+0.654	17:29:00.264

Lap	Lap Tm	Diff	Time of Day
(609) ILIO VENET			
1	1:09.600	+5.480	17:18:06.278
2	1:05.259	+1.139	17:19:11.537
3	1:05.406	+1.286	17:20:16.943
4	1:04.120	-	17:21:21.063
5	1:04.638	+0.518	17:22:25.701
6	1:06.420	+2.300	17:23:32.121
7	1:06.273	+2.153	17:24:38.394
8	1:04.697	+0.577	17:25:43.091
9	1:06.746	+2.626	17:26:49.837
10	1:07.321	+3.201	17:27:57.158
11	1:05.586	+1.466	17:29:02.744

Lap	Lap Tm	Diff	Time of Day
(42) MARCOS AUGUSTIN			
1	1:08.987	+4.197	17:18:06.469
2	1:07.676	+2.886	17:19:14.145
3	1:05.243	+0.453	17:20:19.388
4	1:05.420	+0.630	17:21:24.808
5	1:05.687	+0.897	17:22:30.495
6	1:06.685	+1.895	17:23:37.180
7	1:06.794	+2.004	17:24:43.974
8	1:07.642	+2.852	17:25:51.616
9	1:05.295	+0.505	17:26:56.911
10	1:04.790	-	17:28:01.701
11	1:04.901	+0.111	17:29:06.602

Lap	Lap Tm	Diff	Time of Day
(383) ROBERTO MARINHO SANTINI			
1	1:09.976	+5.520	17:18:08.563
2	1:06.773	+2.317	17:19:15.336
3	1:05.968	+1.512	17:20:21.304
4	1:06.715	+2.259	17:21:28.019
5	1:04.456	-	17:22:32.475
6	1:06.013	+1.557	17:23:38.488
7	1:07.404	+2.948	17:24:45.892
8	1:06.773	+2.317	17:25:52.665
9	1:04.846	+0.390	17:26:57.511
10	1:05.033	+0.577	17:28:02.544
11	1:05.213	+0.757	17:29:07.757

Lap	Lap Tm	Diff	Time of Day
(765) JULIANO MARCELO RAMOS			
1	1:12.466	+4.636	17:18:11.022
2	1:08.603	+0.773	17:19:19.625
3	1:07.830	-	17:20:27.455
4	1:09.562	+1.732	17:21:37.017
5	1:10.203	+2.373	17:22:47.220
6	1:09.010	+1.180	17:23:56.230
7	1:08.312	+0.482	17:25:04.542
8	1:08.791	+0.961	17:26:13.333
9	1:08.995	+1.165	17:27:22.328



2ª Etapa Camp. Paranaense e Abertura Br

VX 3 Nacional

Lapa-PR 1,200 Km

Prova

23/3/2013 17:00

Race (10:00 and 2 Laps)

Lap	Lap Tm	Diff	Time of Day
10	1:09.394	+1.564	17:28:31.722
11	1:10.689	+2.859	17:29:42.411

(13) VANDIR FRACARO

1	1:15.067	+4.950	17:18:14.685
2	1:11.106	+0.989	17:19:25.791
3	1:10.403	+0.286	17:20:36.194
4	1:10.117	-	17:21:46.311
5	1:11.045	+0.928	17:22:57.356
6	1:10.943	+0.826	17:24:08.299
7	1:10.482	+0.365	17:25:18.781
8	1:11.393	+1.276	17:26:30.174
9	1:13.444	+3.327	17:27:43.618
10	1:14.904	+4.787	17:28:58.522

(777) ANTONIO MARCOS

1	1:08.154	+4.317	17:18:06.027
2	1:03.837	-	17:19:09.864
3	1:06.184	+2.347	17:20:16.048
4	1:04.078	+0.241	17:21:20.126
5	1:03.859	+0.022	17:22:23.985
6	1:05.163	+1.326	17:23:29.148
7	2:05.426	+1:01.589	17:25:34.574
8	1:10.540	+6.703	17:26:45.114
9	1:08.329	+4.492	17:27:53.443
10	1:06.511	+2.674	17:28:59.954

(27) ACIR PADILHA DE SIQUEIRA

1	1:14.591	+6.446	17:18:13.679
2	1:08.145	-	17:19:21.824
3	1:09.053	+0.908	17:20:30.877
4	1:31.956	+23.811	17:22:02.833
5	1:10.747	+2.602	17:23:13.580
6	1:09.874	+1.729	17:24:23.454
7	1:10.072	+1.927	17:25:33.526
8	1:10.673	+2.528	17:26:44.199
9	1:09.952	+1.807	17:27:54.151
10	1:09.934	+1.789	17:29:04.085

(38) JOÃO SILVÉRIO FRANCENER

1	1:02.644	+2.947	17:17:59.610
2	1:00.367	+0.670	17:18:59.977
3	59.697	-	17:19:59.674
4	1:01.086	+1.389	17:21:00.760
5	1:13.841	+14.144	17:22:14.601
6	1:17.899	+18.202	17:23:32.500
7	1:23.527	+23.830	17:24:56.027
8	1:20.125	+20.428	17:26:16.152
9	1:26.978	+27.281	17:27:43.130
10	1:28.326	+28.629	17:29:11.456

(30) FERNANDO RODRIGUES

1	1:13.153	+3.036	17:18:12.219
2	1:13.573	+3.456	17:19:25.792
3	1:10.403	+0.286	17:20:36.195
4	1:10.117	-	17:21:46.312
5	1:11.045	+0.928	17:22:57.357
6	1:10.943	+0.826	17:24:08.300
7	1:11.256	+1.139	17:25:19.556
8	1:14.885	+4.768	17:26:34.441
9	1:20.131	+10.014	17:27:54.572
10	1:40.871	+30.754	17:29:35.443

(3) ERIKA ROGALSKI

1	1:14.652	+4.394	17:18:14.117
2	1:10.982	+0.724	17:19:25.099

Lap	Lap Tm	Diff	Time of Day
3	1:10.779	+0.521	17:20:35.878
4	1:10.258	-	17:21:46.136
5	2:11.602	+1:01.344	17:23:57.738
6	1:13.034	+2.776	17:25:10.772
7	1:13.261	+3.003	17:26:24.033
8	1:18.203	+7.945	17:27:42.236
9	1:17.871	+7.613	17:29:00.107

(53) SERGIO IZIDORO

1	1:13.876	+5.843	17:18:13.213
2	1:08.033	-	17:19:21.246
3	1:08.903	+0.870	17:20:30.149
4	1:08.057	+0.024	17:21:38.206
5	1:10.471	+2.438	17:22:48.677
6	1:08.541	+0.508	17:23:57.218

(58) EZEQUIAS RODRIGUES DOS SANTOS


1	1:13.336	+4.996	17:18:12.220
2	1:08.774	+0.434	17:19:20.994
3	1:08.359	+0.019	17:20:29.353
4	1:08.340	-	17:21:37.693
5	1:11.221	+2.881	17:22:48.914
6	1:11.033	+2.693	17:23:59.947

(108) JOAO ROQUE ALVES NUNES

1	1:11.453	+3.501	17:18:10.243
2	1:07.952	-	17:19:18.195
3	1:08.671	+0.719	17:20:26.866
4	1:09.596	+1.644	17:21:36.462

(967) MARCO AURELIO FARIAS

1	1:07.994	+7.955	17:18:05.916
2	1:00.039	-	17:19:05.955



2ª Etapa Camp. Paranaense e Abertura Br

VX 4 Especial

Lapa-PR 1,200 Km

Prova

24/3/2013 14:00

Race (12:00 and 2 Laps)

Lap	Lap Tm	Diff	Time of Day
(963) MARCELO ALEXANDRE MARQUES			
1	<u>1:08.623</u>	+0.233	14:16:45.823
2	1:08.390	-	14:17:54.213
3	1:08.721	+0.331	14:19:02.934
4	1:09.063	+0.673	14:20:11.997
5	1:11.382	+2.992	14:21:23.379
6	1:09.450	+1.060	14:22:32.829
7	1:11.654	+3.264	14:23:44.483
8	1:11.186	+2.796	14:24:55.669
9	1:09.228	+0.838	14:26:04.897
10	1:10.328	+1.938	14:27:15.225
11	1:10.822	+2.432	14:28:26.047
12	1:13.120	+4.730	14:29:39.167
13	1:16.122	+7.732	14:30:55.289

Lap	Lap Tm	Diff	Time of Day
(72) RENATO STACHIW			
1	1:13.040	+3.495	14:16:49.948
2	1:11.616	+2.071	14:18:01.564
3	1:12.456	+2.911	14:19:14.020
4	1:13.372	+3.827	14:20:27.392
5	1:11.497	+1.952	14:21:38.889
6	1:09.805	+0.260	14:22:48.694
7	1:11.260	+1.715	14:23:59.954
8	1:13.372	+3.827	14:25:13.326
9	1:12.125	+2.580	14:26:25.451
10	1:11.735	+2.190	14:27:37.186
11	1:12.135	+2.590	14:28:49.321
12	1:09.545	-	14:29:58.866
13	1:12.525	+2.980	14:31:11.391

Lap	Lap Tm	Diff	Time of Day
(14) MARCIO FERNANDO BOROX			
1	1:14.614	+4.739	14:16:52.297
2	1:11.806	+1.931	14:18:04.103
3	1:11.375	+1.500	14:19:15.478
4	1:13.055	+3.180	14:20:28.533
5	1:12.246	+2.371	14:21:40.779
6	1:09.875	-	14:22:50.654
7	1:10.719	+0.844	14:24:01.373
8	1:13.682	+3.807	14:25:15.055
9	1:13.373	+3.498	14:26:28.428
10	1:10.728	+0.853	14:27:39.156
11	1:11.695	+1.820	14:28:50.851
12	1:11.510	+1.635	14:30:02.361
13	1:10.661	+0.786	14:31:13.022

Lap	Lap Tm	Diff	Time of Day
(125) GIOVANE PICK			
1	1:32.018	+25.152	14:17:11.042
2	1:14.433	+7.567	14:18:25.475
3	1:08.741	+1.875	14:19:34.216
4	1:09.984	+3.118	14:20:44.200
5	1:09.997	+3.131	14:21:54.197
6	1:06.866	-	14:23:01.063
7	1:07.971	+1.105	14:24:09.034
8	1:08.696	+1.830	14:25:17.730
9	1:12.758	+5.892	14:26:30.488
10	1:11.651	+4.785	14:27:42.139
11	1:10.391	+3.525	14:28:52.530
12	1:11.464	+4.598	14:30:03.994
13	1:10.431	+3.565	14:31:14.425

Lap	Lap Tm	Diff	Time of Day
(44) FERNANDO SANCHES			
1	1:07.817	-	14:16:44.273
2	1:22.547	+14.730	14:18:06.820
3	1:12.348	+4.531	14:19:19.168
4	1:12.500	+4.683	14:20:31.668

Lap	Lap Tm	Diff	Time of Day
5	1:12.495	+4.678	14:21:44.163
6	1:11.309	+3.492	14:22:55.472
7	1:12.758	+4.941	14:24:08.230
8	1:11.810	+3.993	14:25:20.040
9	1:12.127	+4.310	14:26:32.167
10	1:11.859	+4.042	14:27:44.026
11	1:11.058	+3.241	14:28:55.084
12	1:09.911	+2.094	14:30:04.995
13	1:10.205	+2.388	14:31:15.200

Lap	Lap Tm	Diff	Time of Day
(800) ALENCAR KREFTA			
1	1:15.744	+6.170	14:16:53.489
2	1:12.078	+2.504	14:18:05.567
3	1:12.888	+3.314	14:19:18.455
4	1:11.472	+1.898	14:20:29.927
5	1:13.058	+3.484	14:21:42.985
6	1:11.532	+1.958	14:22:54.517
7	1:11.530	+1.956	14:24:06.047
8	1:13.192	+3.618	14:25:19.239
9	1:15.849	+6.275	14:26:35.088
10	1:11.166	+1.592	14:27:46.254
11	1:11.374	+1.800	14:28:57.628
12	1:09.574	-	14:30:07.202
13	1:11.493	+1.919	14:31:18.695

Lap	Lap Tm	Diff	Time of Day
(153) NASRI SARKISS			
1	1:38.021	+29.705	14:17:15.280
2	1:11.678	+3.362	14:18:26.958
3	1:10.704	+2.388	14:19:37.662
4	1:10.528	+2.212	14:20:48.190
5	1:10.648	+2.332	14:21:58.838
6	1:11.185	+2.869	14:23:10.023
7	1:08.938	+0.622	14:24:18.961
8	1:10.668	+2.352	14:25:29.629
9	1:10.924	+2.608	14:26:40.553
10	1:10.365	+2.049	14:27:50.918
11	1:10.352	+2.036	14:29:01.270
12	1:08.316	-	14:30:09.586
13	1:11.408	+3.092	14:31:20.994

Lap	Lap Tm	Diff	Time of Day
(71) ELDER PIROLI			
1	1:18.361	+6.566	14:17:01.866
2	1:17.128	+5.333	14:18:18.994
3	1:12.079	+0.284	14:19:31.073
4	1:12.155	+0.360	14:20:43.228
5	1:15.975	+4.180	14:21:59.203
6	1:15.209	+3.414	14:23:14.412
7	1:11.795	-	14:24:26.207
8	1:11.889	+0.094	14:25:38.096
9	1:15.620	+3.825	14:26:53.716
10	1:15.681	+3.886	14:28:09.397
11	1:14.630	+2.835	14:29:24.027
12	1:15.074	+3.279	14:30:39.101
13	1:14.060	+2.265	14:31:53.161

Lap	Lap Tm	Diff	Time of Day
(46) FABIANO GRAHL DE SOUZA			
1	1:17.805	+3.755	14:16:56.484
2	1:16.228	+2.178	14:18:12.712
3	1:14.315	+0.265	14:19:27.027
4	1:14.050	-	14:20:41.077
5	1:16.693	+2.643	14:21:57.770
6	1:18.332	+4.282	14:23:16.102
7	1:14.673	+0.623	14:24:30.775
8	1:16.796	+2.746	14:25:47.571
9	1:14.493	+0.443	14:27:02.064
10	1:15.605	+1.555	14:28:17.669

Lap	Lap Tm	Diff	Time of Day
11	1:16.764	+2.714	14:29:34.433
12	1:15.234	+1.184	14:30:49.667
13	1:15.137	+1.087	14:32:04.804

Lap	Lap Tm	Diff	Time of Day
(18) JOSE LUIZ MARCHIOTTO JUNIOR			
1	1:15.235	+3.391	14:17:13.623
2	1:14.353	+2.509	14:18:27.976
3	1:14.790	+2.946	14:19:42.766
4	1:11.844	-	14:20:54.610
5	1:12.114	+0.270	14:22:06.724
6	1:15.222	+3.378	14:23:21.946
7	1:13.501	+1.657	14:24:35.447
8	1:13.776	+1.932	14:25:49.223
9	1:14.442	+2.598	14:27:03.665
10	1:15.924	+4.080	14:28:19.589
11	1:15.643	+3.799	14:29:35.232
12	1:17.229	+5.385	14:30:52.461
13	1:17.187	+5.343	14:32:09.648

Lap	Lap Tm	Diff	Time of Day
(611) JOAO PEDRO			
1	1:20.468	+8.170	14:16:58.566
2	1:15.779	+3.481	14:18:14.345
3	1:15.260	+2.962	14:19:29.605
4	1:12.298	-	14:20:41.903
5	1:19.337	+7.039	14:22:01.240
6	1:16.833	+4.535	14:23:18.073
7	1:12.993	+0.695	14:24:31.066
8	1:19.255	+6.957	14:25:50.321
9	1:15.703	+3.405	14:27:06.024
10	1:15.586	+3.288	14:28:21.610
11	1:17.934	+5.636	14:29:39.544
12	1:19.856	+7.558	14:30:59.400

Lap	Lap Tm	Diff	Time of Day
(74) CRISTIANO FERNANDES			
1	1:24.469	+6.349	14:17:03.662
2	1:19.954	+1.834	14:18:23.616
3	1:22.559	+4.439	14:19:46.175
4	1:18.120	-	14:21:04.295
5	1:21.274	+3.154	14:22:25.569
6	1:23.818	+5.698	14:23:49.387
7	1:19.936	+1.816	14:25:09.323
8	1:27.031	+8.911	14:26:36.354
9	1:21.735	+3.615	14:27:58.089
10	1:19.373	+1.253	14:29:17.462
11	1:18.966	+0.846	14:30:36.428
12	1:20.317	+2.197	14:31:56.745

Lap	Lap Tm	Diff	Time of Day
(122) REINALDO GRECHINSKI			
1	1:32.550	+15.545	14:17:10.698
2	1:21.052	+4.047	14:18:31.750
3	1:17.005	-	14:19:48.755
4	1:17.979	+0.974	14:21:06.734
5	1:17.363	+0.358	14:22:24.097
6	1:17.037	+0.032	14:23:41.134
7	1:19.043	+2.038	14:25:00.177
8	1:37.703	+20.698	14:26:37.880
9	1:32.371	+15.366	14:28:10.251
10	1:23.176	+6.171	14:29:33.427
11	1:36.445	+19.440	14:31:09.872

Lap	Lap Tm	Diff	Time of Day
(612) JAIRO PEDRO			
1	1:25.793	+3.633	14:17:06.439
2	1:25.679	+3.519	14:18:32.118
3	1:27.178	+5.018	14:19:59.296
4	1:22.160	-	14:21:21.456
5	1:24.961	+2.801	14:22:46.417



2ª Etapa Camp. Paranaense e Abertura Br

VX 4 Especial

Lapa-PR 1,200 Km

Prova

24/3/2013 14:00

Race (12:00 and 2 Laps)

Lap	Lap Tm	Diff	Time of Day
6	1:27.064	+4.904	14:24:13.481
7	1:22.444	+0.284	14:25:35.925
8	1:23.047	+0.887	14:26:58.972
9	1:29.227	+7.067	14:28:28.199
10	1:25.275	+3.115	14:29:53.474
11	1:26.128	+3.968	14:31:19.602

(173) MARCIO BATISTA

Lap	Lap Tm	Diff	Time of Day
1	1:10.341	-	14:16:47.446
2	5:51.240	+4:40.899	14:22:38.686
3	1:18.301	+7.960	14:23:56.987
4	1:21.641	+11.300	14:25:18.628
5	1:25.785	+15.444	14:26:44.413
6	1:15.830	+5.489	14:28:00.243
7	1:46.805	+36.464	14:29:47.048
8	1:16.763	+6.422	14:31:03.811

(507) DELTON BUTORI JUNIOR

Lap	Lap Tm	Diff	Time of Day
1	1:57.333	+32.779	14:17:37.333
2	1:24.554	-	14:19:01.887
3	1:25.836	+1.282	14:20:27.723

Lap	Lap Tm	Diff	Time of Day
-----	--------	------	-------------

Lap	Lap Tm	Diff	Time of Day
-----	--------	------	-------------



2ª Etapa Camp. Paranaense e Abertura Br

VX 4 Nacional

Lapa-PR 1,200 Km

Prova

24/3/2013 14:00

Race (12:00 and 2 Laps)

Lap	Lap Tm	Diff	Time of Day
(31) RUDIMAR SEBEN			
1	1:14.778	+1.460	13:52:53.819
2	1:13.841	+0.523	13:54:07.660
3	1:13.318	-	13:55:20.978
4	1:14.695	+1.377	13:56:35.673
5	1:15.983	+2.665	13:57:51.656
6	1:16.206	+2.888	13:59:07.862
7	1:16.603	+3.285	14:00:24.465
8	1:19.970	+6.652	14:01:44.435
9	1:19.694	+6.376	14:03:04.129
10	1:19.009	+5.691	14:04:23.138
11	1:21.021	+7.703	14:05:44.159
12	1:20.696	+7.378	14:07:04.855

Lap	Lap Tm	Diff	Time of Day
(444) GUMERCINDO SIMOES NETO			
1	1:16.760	-	13:52:56.096
2	1:17.179	+0.419	13:54:13.275
3	1:17.159	+0.399	13:55:30.434
4	1:20.114	+3.354	13:56:50.548
5	1:20.175	+3.415	13:58:10.723
6	1:22.759	+5.999	13:59:33.482
7	1:20.073	+3.313	14:00:53.555
8	1:20.221	+3.461	14:02:13.776
9	1:19.423	+2.663	14:03:33.199
10	1:21.911	+5.151	14:04:55.110
11	1:22.555	+5.795	14:06:17.665
12	1:26.318	+9.558	14:07:43.983

Lap	Lap Tm	Diff	Time of Day
(33) JOSE ROBERTO FERLINI			
1	1:19.739	-	13:52:59.416
2	1:21.593	+1.854	13:54:21.009
3	1:21.437	+1.698	13:55:42.446
4	1:23.547	+3.808	13:57:05.993
5	1:27.938	+8.199	13:58:33.931
6	1:24.048	+4.309	13:59:57.979
7	1:23.937	+4.198	14:01:21.916
8	1:28.072	+8.333	14:02:49.988
9	1:28.137	+8.398	14:04:18.125
10	1:30.050	+10.311	14:05:48.175
11	1:28.967	+9.228	14:07:17.142

Lap	Lap Tm	Diff	Time of Day
(137) EDIVAL ANDRÉ FERREIRA			
1	1:24.058	+4.141	13:53:03.808
2	1:22.668	+2.751	13:54:26.476
3	1:19.917	-	13:55:46.393
4	1:20.827	+0.910	13:57:07.220
5	1:28.397	+8.480	13:58:35.617
6	1:42.605	+22.688	14:00:18.222
7	1:24.316	+4.399	14:01:42.538
8	1:24.717	+4.800	14:03:07.255
9	1:25.186	+5.269	14:04:32.441
10	1:23.505	+3.588	14:05:55.946
11	1:23.320	+3.403	14:07:19.266

Lap	Lap Tm	Diff	Time of Day
(62) CARLOS FIGUEIREDO			
1	2:01.729	+42.383	13:53:44.845
2	1:22.091	+2.745	13:55:06.936
3	1:20.584	+1.238	13:56:27.520
4	1:23.959	+4.613	13:57:51.479
5	1:22.508	+3.162	13:59:13.987
6	1:19.346	-	14:00:33.333
7	1:22.578	+3.232	14:01:55.911
8	1:24.048	+4.702	14:03:19.959
9	1:24.286	+4.940	14:04:44.245
10	1:21.838	+2.492	14:06:06.083

Lap	Lap Tm	Diff	Time of Day
11	1:20.761	+1.415	14:07:26.844
(37) JOSE VITOR CIT			
1	1:28.157	+2.607	13:53:09.849
2	1:25.550	-	13:54:35.399
3	1:26.513	+0.963	13:56:01.912
4	1:25.726	+0.176	13:57:27.638
5	1:25.626	+0.076	13:58:53.264
6	1:26.747	+1.197	14:00:20.011
7	1:30.564	+5.014	14:01:50.575
8	1:28.477	+2.927	14:03:19.052
9	1:28.800	+3.250	14:04:47.852
10	1:27.237	+1.687	14:06:15.089
11	1:28.293	+2.743	14:07:43.382

Lap	Lap Tm	Diff	Time of Day
(609) ILIO VENET			
1	1:26.922	+2.706	13:53:07.362
2	1:26.387	+2.171	13:54:33.749
3	1:26.686	+2.470	13:56:00.435
4	1:24.926	+0.710	13:57:25.361
5	1:31.734	+7.518	13:58:57.095
6	1:29.604	+5.388	14:00:26.699
7	1:33.608	+9.392	14:02:00.307
8	1:27.668	+3.452	14:03:27.975
9	1:24.216	-	14:04:52.191
10	1:24.392	+0.176	14:06:16.583
11	1:28.200	+3.984	14:07:44.783

Lap	Lap Tm	Diff	Time of Day
(13) VANDIR FRACARO			
1	1:29.178	+4.815	13:53:10.751
2	1:26.829	+2.466	13:54:37.580
3	1:25.795	+1.432	13:56:03.375
4	1:26.855	+2.492	13:57:30.230
5	1:24.363	-	13:58:54.593
6	1:27.326	+2.963	14:00:21.919
7	1:27.909	+3.546	14:01:49.828
8	1:31.296	+6.933	14:03:21.124
9	1:29.084	+4.721	14:04:50.208
10	1:26.602	+2.239	14:06:16.810
11	1:34.854	+10.491	14:07:51.664

Lap	Lap Tm	Diff	Time of Day
(53) SERGIO IZIDORO			
1	1:45.923	+20.510	13:53:27.917
2	1:27.349	+1.936	13:54:55.266
3	1:29.179	+3.766	13:56:24.445
4	1:26.508	+1.095	13:57:50.953
5	1:27.803	+2.390	13:59:18.756
6	1:30.447	+5.034	14:00:49.203
7	1:29.245	+3.832	14:02:18.448
8	1:26.041	+0.628	14:03:44.489
9	1:25.413	-	14:05:09.902
10	1:25.925	+0.512	14:06:35.827
11	1:28.639	+3.226	14:08:04.466

Lap	Lap Tm	Diff	Time of Day
(42) MARCOS AUGUSTIN			
1	1:30.569	+7.421	13:53:11.613
2	1:26.396	+3.248	13:54:38.009
3	1:27.333	+4.185	13:56:05.342
4	2:03.675	+40.527	13:58:09.017
5	1:38.218	+15.070	13:59:47.235
6	1:25.808	+2.660	14:01:13.043
7	1:23.326	+0.178	14:02:36.369
8	1:23.148	-	14:03:59.517
9	1:23.927	+0.779	14:05:23.444
10	1:26.285	+3.137	14:06:49.729
11	1:26.141	+2.993	14:08:15.870

Lap	Lap Tm	Diff	Time of Day
(967) MARCO AURELIO FARIAS			
1	1:24.272	-	13:53:06.848
2	1:31.396	+7.124	13:54:38.244
3	1:27.344	+3.072	13:56:05.588
4	2:43.872	+1:19.600	13:58:49.460
5	1:28.621	+4.349	14:00:18.081
6	1:30.705	+6.433	14:01:48.786
7	1:29.582	+5.310	14:03:18.368
8	1:28.070	+3.798	14:04:46.438
9	1:26.847	+2.575	14:06:13.285
10	1:29.473	+5.201	14:07:42.758

Lap	Lap Tm	Diff	Time of Day
(23) PAULO SERGIO COELHO ANTUNES			
1	1:27.793	+6.253	13:53:08.845
2	1:21.941	+0.401	13:54:30.786
3	1:21.746	+0.206	13:55:52.532
4	1:21.540	-	13:57:14.072
5	1:21.629	+0.089	13:58:35.701
6	1:23.370	+1.830	13:59:59.071

Lap	Lap Tm	Diff	Time of Day
(963) AGNALDO SILVA			
1	1:24.728	+3.906	13:53:04.725
2	1:23.284	+2.462	13:54:28.009
3	1:20.822	-	13:55:48.831

Lap	Lap Tm	Diff	Time of Day
(58) EZEQUIAS RODRIGUES DOS SANTOS			
1	1:42.663	-	13:53:25.239



2ª Etapa Camp. Paranaense e Abertura Br

65cc

Lapa-PR 1,200 Km

Prova

24/3/2013 13:30

Race (12:00 and 2 Laps)

Lap	Lap Tm	Diff	Time of Day
(989) LEONARDO NUNES			
1	1:24.328	+6.834	13:31:23.876
2	1:18.566	+1.072	13:32:42.442
3	1:18.319	+0.825	13:34:00.761
4	1:17.687	+0.193	13:35:18.448
5	1:18.160	+0.666	13:36:36.608
6	1:18.930	+1.436	13:37:55.538
7	1:21.436	+3.942	13:39:16.974
8	1:18.577	+1.083	13:40:35.551
9	1:17.494	-	13:41:53.045
10	1:20.193	+2.699	13:43:13.238
11	1:24.058	+6.564	13:44:37.296

Lap	Lap Tm	Diff	Time of Day
(11) THAINA FONTES CONSTANTINO			
1	1:21.566	+3.042	13:31:19.932
2	1:24.836	+6.312	13:32:44.768
3	1:23.923	+5.399	13:34:08.691
4	1:19.898	+1.374	13:35:28.589
5	1:19.407	+0.883	13:36:47.996
6	1:20.538	+2.014	13:38:08.534
7	1:19.106	+0.582	13:39:27.640
8	1:21.333	+2.809	13:40:48.973
9	1:19.949	+1.425	13:42:08.922
10	1:18.524	-	13:43:27.446
11	1:19.593	+1.069	13:44:47.039

Lap	Lap Tm	Diff	Time of Day
(183) MATHEUS ZOLET			
1	1:25.706	+7.474	13:31:24.937
2	1:22.101	+3.869	13:32:47.038
3	1:22.736	+4.504	13:34:09.774
4	1:20.018	+1.786	13:35:29.792
5	1:19.768	+1.536	13:36:49.560
6	1:20.472	+2.240	13:38:10.032
7	1:18.232	-	13:39:28.264
8	1:22.939	+4.707	13:40:51.203
9	1:19.458	+1.226	13:42:10.661
10	1:19.991	+1.759	13:43:30.652
11	1:19.421	+1.189	13:44:50.073

Lap	Lap Tm	Diff	Time of Day
(25) LEONARDO Z. CASSAROTTI			
1	1:37.726	+17.381	13:31:35.249
2	1:22.552	+2.207	13:32:57.801
3	1:22.725	+2.380	13:34:20.526
4	1:23.604	+3.259	13:35:44.130
5	1:20.889	+0.544	13:37:05.019
6	1:21.745	+1.400	13:38:26.764
7	1:20.809	+0.464	13:39:47.573
8	1:20.345	-	13:41:07.918
9	1:22.259	+1.914	13:42:30.177
10	1:22.039	+1.694	13:43:52.216
11	1:22.296	+1.951	13:45:14.512

Lap	Lap Tm	Diff	Time of Day
(122) RODENILSON GRECHINSKI SOBRINHO			
1	1:24.159	+4.252	13:31:23.067
2	1:21.357	+1.450	13:32:44.424
3	1:28.995	+9.088	13:34:13.419
4	1:21.594	+1.687	13:35:35.013
5	1:19.907	-	13:36:54.920
6	1:45.330	+25.423	13:38:40.250
7	1:21.909	+2.002	13:40:02.159
8	1:20.470	+0.563	13:41:22.629
9	1:22.853	+2.946	13:42:45.482
10	1:20.690	+0.783	13:44:06.172
11	1:22.088	+2.181	13:45:28.260

Lap	Lap Tm	Diff	Time of Day
(14) THOMAS LEONEL			
1	1:26.622	+4.159	13:31:26.352
2	1:25.549	+3.086	13:32:51.901
3	1:22.782	+0.319	13:34:14.683
4	1:39.773	+17.310	13:35:54.456
5	1:25.694	+3.231	13:37:20.150
6	1:23.438	+0.975	13:38:43.588
7	1:23.038	+0.575	13:40:06.626
8	1:22.463	-	13:41:29.089
9	1:23.074	+0.611	13:42:52.163
10	1:23.283	+0.820	13:44:15.446
11	1:22.868	+0.405	13:45:38.314

Lap	Lap Tm	Diff	Time of Day
(36) RUAN RIBEIRO DE CASTRO			
1	1:27.173	+8.176	13:31:26.305
2	1:24.275	+5.278	13:32:50.580
3	1:43.275	+24.278	13:34:33.855
4	1:21.606	+2.609	13:35:55.461
5	1:20.674	+1.677	13:37:16.135
6	1:20.958	+1.961	13:38:37.093
7	1:18.997	-	13:39:56.090
8	1:34.807	+15.810	13:41:30.897
9	1:22.774	+3.777	13:42:53.671
10	1:43.024	+24.027	13:44:36.695

Lap	Lap Tm	Diff	Time of Day
(18) BRUNO FELIPE HODECKER			
1	1:41.902	+19.025	13:31:40.541
2	1:30.248	+7.371	13:33:10.789
3	1:27.781	+4.904	13:34:38.570
4	1:28.030	+5.153	13:36:06.600
5	1:25.587	+2.710	13:37:32.187
6	1:25.690	+2.813	13:38:57.877
7	1:27.150	+4.273	13:40:25.027
8	1:25.388	+2.511	13:41:50.415
9	1:25.776	+2.899	13:43:16.191
10	1:22.877	-	13:44:39.068

Lap	Lap Tm	Diff	Time of Day
(933) RAFAEL MEDEIROS FRONZA			
1	1:35.588	+9.750	13:31:34.867
2	1:29.928	+4.090	13:33:04.795
3	1:30.200	+4.362	13:34:34.995
4	1:26.129	+0.291	13:36:01.124
5	1:26.692	+0.854	13:37:27.816
6	1:25.838	-	13:38:53.654
7	1:27.651	+1.813	13:40:21.305
8	1:27.129	+1.291	13:41:48.434
9	1:27.167	+1.329	13:43:15.601
10	1:28.050	+2.212	13:44:43.651

Lap	Lap Tm	Diff	Time of Day
(19) ALEXANDRE HENRIQUE			
1	1:40.135	+11.092	13:31:39.223
2	1:35.843	+6.800	13:33:15.066
3	1:35.069	+6.026	13:34:50.135
4	1:31.273	+2.230	13:36:21.408
5	1:31.240	+2.197	13:37:52.648
6	1:31.096	+2.053	13:39:23.744
7	1:30.045	+1.002	13:40:53.789
8	1:29.043	-	13:42:22.832
9	1:29.776	+0.733	13:43:52.608
10	1:31.396	+2.353	13:45:24.004

Lap	Lap Tm	Diff	Time of Day
(102) VICTOR TIDRE			
1	1:26.378	+2.963	13:31:24.584
2	1:23.415	-	13:32:47.999
3	1:28.414	+4.999	13:34:16.413
4	1:26.836	+3.421	13:35:43.249

Lap	Lap Tm	Diff	Time of Day
5	1:28.512	+5.097	13:37:11.761
6	1:30.834	+7.419	13:38:42.595
7	1:26.731	+3.316	13:40:09.326
8	1:28.773	+5.358	13:41:38.099
9	3:01.805	+1:38.390	13:44:39.904


Lap	Lap Tm	Diff	Time of Day
(33) LEONARDO JORGE DIENER			
1	2:26.524	+51.441	13:32:28.410
2	1:51.447	+16.364	13:34:19.857
3	1:43.631	+8.548	13:36:03.488
4	1:41.903	+6.820	13:37:45.391
5	1:39.469	+4.386	13:39:24.860
6	1:41.813	+6.730	13:41:06.673
7	1:43.917	+8.834	13:42:50.590
8	1:40.789	+5.706	13:44:31.379
9	1:35.083	-	13:46:06.462

Lap	Lap Tm	Diff	Time of Day
(10) MATHEUS GABRIEL SILVA			
1	1:40.643	+9.211	13:31:41.231
2	1:34.804	+3.372	13:33:16.035
3	1:35.095	+3.663	13:34:51.130
4	1:32.090	+0.658	13:36:23.220
5	1:31.551	+0.119	13:37:54.771
6	1:31.432	-	13:39:26.203
7	1:31.616	+0.184	13:40:57.819

Lap	Lap Tm	Diff	Time of Day
(999) DIEGO JOSÉ KUBIS DO NASCIMENTO			
1	3:11.611	+1:39.636	13:33:11.945
2	1:54.071	+22.096	13:35:06.016
3	1:31.975	-	13:36:37.991
4	2:42.867	+1:10.892	13:39:20.858
5	1:33.331	+1.356	13:40:54.189
6	2:09.955	+37.980	13:43:04.144
7	1:38.890	+6.915	13:44:43.034

Lap	Lap Tm	Diff	Time of Day
(100) GABRIEL MANZATTI			
1	1:35.826	+11.058	13:31:36.618
2	1:24.768	-	13:33:01.386
3	1:29.308	+4.540	13:34:30.694
4	1:54.550	+29.782	13:36:25.244
5	2:19.214	+54.446	13:38:44.458
6	1:51.008	+26.240	13:40:35.466

Lap	Lap Tm	Diff	Time of Day
(78) JOÃO VICTOR RODRIGUES BUENO			
1	2:04.692	+10.363	13:32:08.579
2	2:36.473	+42.144	13:34:45.052
3	2:00.186	+5.857	13:36:45.238
4	2:10.852	+16.523	13:38:56.090
5	1:54.329	-	13:40:50.419
6	4:41.559	+2:47.230	13:45:31.978



2ª Etapa Camp. Paranaense e Abertura Br

85cc

Lapa-PR 1,200 Km

Prova

24/3/2013 16:00

Race (12:00 and 2 Laps)

Lap	Lap Tm	Diff	Time of Day
(9) GABRIEL HENRIQUE PIETCHAK AIEM			
1	1:15.653	+2.236	15:38:09.513
2	1:15.483	+2.066	15:39:24.996
3	1:16.047	+2.630	15:40:41.043
4	1:18.844	+5.427	15:41:59.887
5	1:17.938	+4.521	15:43:17.825
6	1:13.417	-	15:44:31.242
7	1:17.648	+4.231	15:45:48.890
8	1:14.654	+1.237	15:47:03.544
9	1:17.875	+4.458	15:48:21.419
10	1:17.327	+3.910	15:49:38.746
11	1:16.601	+3.184	15:50:55.347
12	1:16.676	+3.259	15:52:12.023

Lap	Lap Tm	Diff	Time of Day
(11) MATHEUS ZERBATO			
1	1:27.418	+12.456	15:38:20.459
2	1:20.797	+5.835	15:39:41.256
3	1:17.844	+2.882	15:40:59.100
4	1:18.665	+3.703	15:42:17.765
5	1:18.385	+3.423	15:43:36.150
6	1:16.863	+1.901	15:44:53.013
7	1:14.962	-	15:46:07.975
8	1:16.523	+1.561	15:47:24.498
9	1:18.615	+3.653	15:48:43.113
10	1:16.642	+1.680	15:49:59.755
11	1:20.053	+5.091	15:51:19.808
12	1:16.358	+1.396	15:52:36.166

Lap	Lap Tm	Diff	Time of Day
(14) GABRIEL STOCCO GRITTEN NEBES			
1	1:38.202	+23.300	15:38:34.570
2	1:19.833	+4.931	15:39:54.403
3	1:16.861	+1.959	15:41:11.264
4	1:16.808	+1.906	15:42:28.072
5	1:16.664	+1.762	15:43:44.736
6	1:15.563	+0.661	15:45:00.299
7	1:17.940	+3.038	15:46:18.239
8	1:16.658	+1.756	15:47:34.897
9	1:14.902	-	15:48:49.799
10	1:15.963	+1.061	15:50:05.762
11	1:15.294	+0.392	15:51:21.056
12	1:17.407	+2.505	15:52:38.463

Lap	Lap Tm	Diff	Time of Day
(57) LUCAS NOGUEIRA			
1	1:22.302	+5.997	15:38:15.937
2	1:19.295	+2.990	15:39:35.232
3	1:18.210	+1.905	15:40:53.442
4	1:16.855	+0.550	15:42:10.297
5	1:18.767	+2.462	15:43:29.064
6	1:16.305	-	15:44:45.369
7	1:18.930	+2.625	15:46:04.299
8	1:19.350	+3.045	15:47:23.649
9	1:20.585	+4.280	15:48:44.234
10	2:15.203	+58.898	15:50:59.437
11	1:19.926	+3.621	15:52:19.363

Lap	Lap Tm	Diff	Time of Day
(222) LEONARDO DE ALMEIDA DA SILVA			
1	1:18.994	+4.727	15:38:11.867
2	1:16.651	+2.384	15:39:28.518
3	1:17.006	+2.739	15:40:45.524
4	1:17.390	+3.123	15:42:02.914
5	1:16.303	+2.036	15:43:19.217
6	1:14.267	-	15:44:33.484
7	1:16.500	+2.233	15:45:49.984
8	2:52.146	+1:37.879	15:48:42.130
9	1:15.721	+1.454	15:49:57.851

Lap	Lap Tm	Diff	Time of Day
10	1:18.499	+4.232	15:51:16.350
11	1:23.517	+9.250	15:52:39.867

Lap	Lap Tm	Diff	Time of Day
(911) CAUê KEPLER PAULI DA SILVA			
1	1:36.863	+13.611	15:38:32.486
2	1:32.259	+9.007	15:40:04.745
3	1:28.510	+5.258	15:41:33.255
4	1:26.782	+3.530	15:43:00.037
5	1:26.003	+2.751	15:44:26.040
6	1:29.087	+5.835	15:45:55.127
7	1:24.782	+1.530	15:47:19.909
8	1:23.252	-	15:48:43.161
9	1:25.411	+2.159	15:50:08.572
10	1:23.803	+0.551	15:51:32.375
11	1:24.269	+1.017	15:52:56.644

Lap	Lap Tm	Diff	Time of Day
(770) HENRIQUE GABRIEL CORADIN DA ROSA			
1	1:35.166	+13.517	15:38:29.045
2	1:30.445	+8.796	15:39:59.490
3	1:25.781	+4.132	15:41:25.271
4	1:26.226	+4.577	15:42:51.497
5	1:23.959	+2.310	15:44:15.456
6	1:21.649	-	15:45:37.105
7	1:22.839	+1.190	15:46:59.944
8	1:25.978	+4.329	15:48:25.922
9	1:58.357	+36.708	15:50:24.279
10	1:26.056	+4.407	15:51:50.335
11	1:31.229	+9.580	15:53:21.564

Lap	Lap Tm	Diff	Time of Day
(7) GUSTAVO FERREIRA			
1	1:44.270	+15.188	15:38:39.376
2	1:37.867	+8.785	15:40:17.243
3	1:40.237	+11.155	15:41:57.480
4	1:38.324	+9.242	15:43:35.804
5	1:37.411	+8.329	15:45:13.215
6	1:33.796	+4.714	15:46:47.011
7	1:37.556	+8.474	15:48:24.567
8	1:31.974	+2.892	15:49:56.541
9	1:29.376	+0.294	15:51:25.917
10	1:29.082	-	15:52:54.999

Lap	Lap Tm	Diff	Time of Day
(815) GUILHERME MAJEWSKI PINHEIRO			
1	1:27.675	+8.132	15:38:21.927
2	1:20.442	+0.899	15:39:42.369
3	4:45.602	+3:26.059	15:44:27.971
4	1:20.334	+0.791	15:45:48.305
5	1:19.543	-	15:47:07.848
6	1:22.034	+2.491	15:48:29.882
7	1:24.038	+4.495	15:49:53.920
8	1:20.090	+0.547	15:51:14.010
9	1:20.166	+0.623	15:52:34.176

Lap	Lap Tm	Diff	Time of Day
(788) HENRIQUE LAPOLA			
1	1:54.335	+41.395	15:38:47.928
2	1:15.070	+2.130	15:40:02.998
3	1:15.958	+3.018	15:41:18.956
4	1:12.940	-	15:42:31.896

Lap	Lap Tm	Diff	Time of Day
(25) LEONARDO Z. CASSAROTTI			
1	1:32.267	+4.864	15:38:27.462
2	1:27.403	-	15:39:54.865
3	1:29.835	+2.432	15:41:24.700