



Final Paranaense/Brasileiro de Velocross

BATON

Rio Negro 1,200 Km

PROVA

10/11/2013 13:40

Race (10:00 and 2 Laps)

Lap	Lap Tm	Diff	Time of Day
(103) BRUNNA AVILA			
1	58.995	+0.345	14:18:09.195
2	59.183	+0.533	14:19:08.378
3	59.964	+1.314	14:20:08.342
4	59.767	+1.117	14:21:08.109
5	58.650	-	14:22:06.759
6	59.149	+0.499	14:23:05.908
7	1:00.145	+1.495	14:24:06.053
8	1:00.722	+2.072	14:25:06.775
9	59.826	+1.176	14:26:06.601
10	1:00.331	+1.681	14:27:06.932
11	1:00.901	+2.251	14:28:07.833

Lap	Lap Tm	Diff	Time of Day
(54) TATIANE LOBCHENKO			
1	1:00.250	+1.500	14:18:11.190
2	59.903	+1.153	14:19:11.093
3	59.263	+0.513	14:20:10.356
4	58.750	-	14:21:09.106
5	59.108	+0.358	14:22:08.214
6	59.088	+0.338	14:23:07.302
7	1:00.448	+1.698	14:24:07.750
8	1:00.688	+1.938	14:25:08.438
9	59.811	+1.061	14:26:08.249
10	1:01.913	+3.163	14:27:10.162
11	1:03.713	+4.963	14:28:13.875

Lap	Lap Tm	Diff	Time of Day
(53) DAIANE LOBCHENKO			
1	1:00.324	+1.870	14:18:11.671
2	59.998	+1.544	14:19:11.669
3	59.232	+0.778	14:20:10.901
4	59.662	+1.208	14:21:10.563
5	58.839	+0.385	14:22:09.402
6	58.592	+0.138	14:23:07.994
7	1:00.365	+1.911	14:24:08.359
8	1:00.753	+2.299	14:25:09.112
9	58.454	-	14:26:07.566
10	1:24.810	+26.356	14:27:32.376
11	1:03.589	+5.135	14:28:35.965

Lap	Lap Tm	Diff	Time of Day
(5) KETLYN GALKOWSKI			
1	1:02.450	+1.673	14:18:19.377
2	1:01.058	+0.281	14:19:20.435
3	1:01.352	+0.575	14:20:21.787
4	1:00.777	-	14:21:22.564
5	1:01.279	+0.502	14:22:23.843
6	1:01.417	+0.640	14:23:25.260
7	1:02.136	+1.359	14:24:27.396
8	1:01.708	+0.931	14:25:29.104
9	1:01.748	+0.971	14:26:30.852
10	1:01.957	+1.180	14:27:32.809
11	1:04.863	+4.086	14:28:37.672

Lap	Lap Tm	Diff	Time of Day
(4) KARINA MENEGUSSO			
1	1:01.387	+0.728	14:18:17.777
2	1:02.022	+1.363	14:19:19.799
3	1:00.659	-	14:20:20.458
4	1:01.173	+0.514	14:21:21.631
5	1:00.994	+0.335	14:22:22.625
6	1:02.301	+1.642	14:23:24.926
7	1:01.044	+0.385	14:24:25.970
8	1:02.246	+1.587	14:25:28.216
9	1:03.099	+2.440	14:26:31.315
10	1:02.373	+1.714	14:27:33.688
11	1:07.988	+7.329	14:28:41.676

Lap	Lap Tm	Diff	Time of Day
(11) THAINA FONTES CONSTANTINO			
1	1:00.226	+1.181	14:18:12.453
2	59.856	+0.811	14:19:12.309
3	59.366	+0.321	14:20:11.675
4	59.761	+0.716	14:21:11.436
5	59.045	-	14:22:10.481
6	59.276	+0.231	14:23:09.757
7	59.141	+0.096	14:24:08.898
8	59.205	+0.160	14:25:08.103
9	59.334	+0.289	14:26:07.437
10	1:37.124	+38.079	14:27:44.561
11	1:06.152	+7.107	14:28:50.713

Lap	Lap Tm	Diff	Time of Day
(131) ANA CLAUDIA FIETZ			
1	1:01.593	+1.455	14:18:16.729
2	1:01.682	+1.544	14:19:18.411
3	1:01.486	+1.348	14:20:19.897
4	1:01.296	+1.158	14:21:21.193
5	1:02.051	+1.913	14:22:23.244
6	1:01.133	+0.995	14:23:24.377
7	1:00.766	+0.628	14:24:25.143
8	1:00.263	+0.125	14:25:25.406
9	1:00.138	-	14:26:25.544
10	1:01.314	+1.176	14:27:26.858

Lap	Lap Tm	Diff	Time of Day
(27) ALINE SOUZA			
1	1:04.353	-	14:18:24.137
2	1:04.696	+0.343	14:19:28.833
3	1:04.726	+0.373	14:20:33.559
4	1:05.570	+1.217	14:21:39.129
5	1:04.635	+0.282	14:22:43.764
6	1:04.593	+0.240	14:23:48.357
7	1:06.575	+2.222	14:24:54.932
8	1:18.388	+14.035	14:26:13.320
9	1:08.627	+4.274	14:27:21.947
10	1:09.888	+5.535	14:28:31.835

Lap	Lap Tm	Diff	Time of Day
(255) KAMYLE HAVRELUK CORREA DA SILVA			
1	1:07.187	+1.636	14:18:30.377
2	1:05.755	+0.204	14:19:36.132
3	1:06.075	+0.524	14:20:42.207
4	1:10.754	+5.203	14:21:52.961
5	1:05.551	-	14:22:58.512
6	1:05.629	+0.078	14:24:04.141
7	1:08.097	+2.546	14:25:12.238
8	1:08.046	+2.495	14:26:20.284
9	1:11.041	+5.490	14:27:31.325
10	1:09.946	+4.395	14:28:41.271

Lap	Lap Tm	Diff	Time of Day
(119) VANESSA GOBOR			
1	1:06.334	+0.662	14:18:22.654
2	1:09.136	+3.464	14:19:31.790
3	1:05.672	-	14:20:37.462
4	1:07.535	+1.863	14:21:44.997
5	1:07.066	+1.394	14:22:52.063
6	1:07.874	+2.202	14:23:59.937
7	1:08.191	+2.519	14:25:08.128
8	1:09.214	+3.542	14:26:17.342
9	1:05.928	+0.256	14:27:23.270
10	2:11.268	+1:05.596	14:29:34.538

Lap	Lap Tm	Diff	Time of Day
(214) DANIELLE TOPPEL			
1	1:09.283	+2.078	14:18:30.711
2	1:08.236	+1.031	14:19:38.947
3	1:07.233	+0.028	14:20:46.180
4	1:07.205	-	14:21:53.385

Lap	Lap Tm	Diff	Time of Day
5	1:07.877	+0.672	14:23:01.262
6	1:09.367	+2.162	14:24:10.629
7	1:07.343	+0.138	14:25:17.972
8	1:55.613	+48.408	14:27:13.585
9	1:17.974	+10.769	14:28:31.559

Lap	Lap Tm	Diff	Time of Day
(133) EDUARDA RIBEIRO QUEIROZ			
1	1:19.284	-	14:18:54.294
2	1:22.618	+3.334	14:20:16.912
3	1:21.073	+1.789	14:21:37.985
4	1:20.688	+1.404	14:22:58.673
5	1:21.619	+2.335	14:24:20.292
6	1:24.353	+5.069	14:25:44.645
7	1:19.670	+0.386	14:27:04.315
8	1:20.368	+1.084	14:28:24.683

Lap	Lap Tm	Diff	Time of Day
(426) ANA PAULA CRISTO LEITE			
1	2:36.752	+1:15.197	14:20:34.378
2	1:28.311	+6.756	14:22:02.689
3	1:25.653	+4.098	14:23:28.342
4	1:21.555	-	14:24:49.897
5	1:25.688	+4.133	14:26:15.585
6	1:25.385	+3.830	14:27:40.970
7	1:23.476	+1.921	14:29:04.446

Jorge Jr.


Paulo Almeida

Orbits 4

www.amb-it.com

www.mylaps.com

ensed to: Federacao Paranaense de Motociclismo



Final Paranaense/Brasileiro de Velocross


ESTREANTES NACIONAL

Rio Negro 1,200 Km

PROVA

9/11/2013 16:30

Race (10:00 and 2 Laps)



Lap	Lap Tm	Diff	Time of Day
8	1:09.961	+4.790	18:04:38.454
9	1:08.587	+3.416	18:05:47.041
10	1:07.443	+2.272	18:06:54.484

Lap	Lap Tm	Diff	Time of Day
-----	--------	------	-------------

Lap	Lap Tm	Diff	Time of Day
-----	--------	------	-------------

(148) EVANDRO ANTONIO RIBAS

Lap	Lap Tm	Diff	Time of Day
1	1:11.246	+1.449	17:56:48.067
2	1:09.797	-	17:57:57.864
3	1:10.870	+1.073	17:59:08.734
4	1:14.163	+4.366	18:00:22.897
5	1:11.414	+1.617	18:01:34.311
6	1:10.998	+1.201	18:02:45.309
7	1:11.578	+1.781	18:03:56.887
8	1:13.284	+3.487	18:05:10.171
9	1:11.333	+1.536	18:06:21.504

(78) JOSÉ CLAUDIO GUENZE

Lap	Lap Tm	Diff	Time of Day
1	1:10.499	+0.264	17:56:49.495
2	1:10.235	-	17:57:59.730
3	1:13.292	+3.057	17:59:13.022
4	1:16.103	+5.868	18:00:29.125
5	1:15.358	+5.123	18:01:44.483
6	1:22.395	+12.160	18:03:06.878
7	1:32.856	+22.621	18:04:39.734
8	1:15.628	+5.393	18:05:55.362
9	1:27.645	+17.410	18:07:23.007

(81) CLAUDINEI KUJAFSKI

Lap	Lap Tm	Diff	Time of Day
1	1:12.746	+0.323	17:56:56.974
2	1:12.423	-	17:58:09.397
3	1:13.099	+0.676	17:59:22.496
4	1:12.732	+0.309	18:00:35.228
5	6:14.124	+5:01.701	18:06:49.352

(265) JEAN ROCHA NUNES

Lap	Lap Tm	Diff	Time of Day
1	1:03.577	-	17:56:45.027
2	1:04.384	+0.807	17:57:49.411
3	1:45.575	+41.998	17:59:34.986


Jorge Jr.

Paulo Almeida

Orbits 4

www.amb-it.com
www.mylaps.com

ponsored to: Federacao Paranaense de Motociclismo



Final Paranaense/Brasileiro de Velocross


INTERMEDIARIA ESPECIAL

Rio Negro 1,200 Km

PROVA

10/11/2013 12:10

Race (10:00 and 2 Laps)



Lap	Lap Tm	Diff	Time of Day
2	<u>54.258</u>	-	13:29:23.163
3	54.949	+0.691	13:30:18.112
4	55.398	+1.140	13:31:13.510
5	55.719	+1.461	13:32:09.229
6	57.138	+2.880	13:33:06.367
7	56.569	+2.311	13:34:02.936
8	55.822	+1.564	13:34:58.758
9	56.467	+2.209	13:35:55.225
10	58.434	+4.176	13:36:53.659
11	1:01.174	+6.916	13:37:54.833
12	57.625	+3.367	13:38:52.458
13	57.015	+2.757	13:39:49.473

(37) LUIZ FELIPE BULGACOV E SILVA

1	55.558	+1.380	13:28:22.215
2	55.244	+1.066	13:29:17.459
3	54.178	-	13:30:11.637
4	55.063	+0.885	13:31:06.700
5	55.296	+1.118	13:32:01.996
6	57.144	+2.966	13:32:59.140
7	56.925	+2.747	13:33:56.065
8	57.871	+3.693	13:34:53.936
9	57.401	+3.223	13:35:51.337
10	59.789	+5.611	13:36:51.126
11	1:01.854	+7.676	13:37:52.980
12	1:01.635	+7.457	13:38:54.615
13	1:05.527	+11.349	13:40:00.142

(880) LEANDRO QUILANTE

1	58.462	+2.313	13:28:30.945
2	57.217	+1.068	13:29:28.162
3	56.983	+0.834	13:30:25.145
4	57.106	+0.957	13:31:22.251
5	57.042	+0.893	13:32:19.293
6	57.054	+0.905	13:33:16.347
7	56.812	+0.663	13:34:13.159
8	1:00.228	+4.079	13:35:13.387
9	58.685	+2.536	13:36:12.072
10	57.365	+1.216	13:37:09.437
11	56.149	-	13:38:05.586
12	57.825	+1.676	13:39:03.411

(25) ANILTON XIMENEZ

1	53.252	-	13:28:42.783
2	54.618	+1.365	13:29:37.401
3	56.251	+2.998	13:30:33.652
4	56.449	+3.196	13:31:30.101
5	56.306	+3.053	13:32:26.407
6	56.352	+3.099	13:33:22.759
7	56.451	+3.198	13:34:19.210
8	57.017	+3.764	13:35:16.227
9	57.275	+4.022	13:36:13.502
10	57.810	+4.557	13:37:11.312
11	57.551	+4.298	13:38:08.863
12	57.194	+3.941	13:39:06.057

(41) JAIME HORNING NETO

1	1:00.667	+2.869	13:28:31.526
2	58.768	+0.970	13:29:30.294
3	57.798	-	13:30:28.092
4	57.822	+0.024	13:31:25.914
5	58.529	+0.731	13:32:24.443
6	59.814	+2.016	13:33:24.257
7	58.789	+0.991	13:34:23.046
8	1:00.715	+2.917	13:35:23.761
9	1:00.059	+2.261	13:36:23.820

Lap	Lap Tm	Diff	Time of Day
10	1:00.301	+2.503	13:37:24.121
11	59.584	+1.786	13:38:23.705
12	1:01.846	+4.048	13:39:25.551

(36) ALEXANDRE HOLTMAN

1	59.209	+1.099	13:28:32.816
2	58.592	+0.482	13:29:31.408
3	58.110	-	13:30:29.518
4	58.295	+0.185	13:31:27.813
5	58.798	+0.688	13:32:26.611
6	1:11.214	+13.104	13:33:37.825
7	1:00.971	+2.861	13:34:38.796
8	1:02.193	+4.083	13:35:40.989
9	1:03.853	+5.743	13:36:44.843
10	58.487	+0.377	13:37:43.330
11	58.670	+0.560	13:38:42.000
12	58.199	+0.089	13:39:40.199

(20) CARLOS EDUARDO FELISKI

1	57.014	+0.003	13:28:41.594
2	57.011	-	13:29:38.605
3	57.648	+0.637	13:30:36.253
4	58.374	+1.363	13:31:34.627
5	58.992	+1.981	13:32:33.619
6	1:00.007	+2.996	13:33:33.626
7	59.480	+2.469	13:34:33.106
8	1:01.605	+4.594	13:35:34.711
9	1:01.158	+4.147	13:36:35.869
10	1:08.172	+11.161	13:37:44.041
11	58.575	+1.564	13:38:42.616
12	1:00.868	+3.857	13:39:43.484

(923) FABIO LEONELO

1	54.236	+0.112	13:28:18.622
2	54.124	-	13:29:12.746
3	54.218	+0.094	13:30:06.964
4	54.450	+0.326	13:31:01.414
5	54.801	+0.677	13:31:56.215
6	55.700	+1.576	13:32:51.915
7	55.791	+1.667	13:33:47.706
8	57.537	+3.413	13:34:45.243
9	57.055	+2.931	13:35:42.298
10	2:20.316	+1:26.192	13:38:02.614

(126) HENRIQUE LUIS OLSEN

1	55.189	-	13:28:25.310
2	55.495	+0.306	13:29:20.805
3	55.565	+0.376	13:30:16.370
4	56.209	+1.020	13:31:12.579
5	57.037	+1.848	13:32:09.616
6	57.708	+2.519	13:33:07.324
7	56.292	+1.103	13:34:03.616
8	57.266	+2.077	13:35:00.882
9	57.772	+2.583	13:35:58.654

(18) LEONARDO ROSA

1	59.375	+1.457	13:28:32.316
2	58.213	+0.295	13:29:30.529
3	57.918	-	13:30:28.447
4	58.297	+0.379	13:31:26.744
5	58.856	+0.938	13:32:25.600
6	1:20.785	+22.867	13:33:46.385

Jorge Jr.

Paulo Almeida

Orbits 4

www.amb-it.com

www.mylaps.com

ponsored to: Federacao Paranaense de Motociclismo



Final Paranaense/Brasileiro de Velocross


MINI MOTOS FORÇA LIVRE

Rio Negro 1,200 Km

PROVA

11/11/2013 12:40

Race (10:00 and 1 Laps)



Lap	Lap Tm	Diff	Time of Day
8	1:29.916	+5.994	13:16:37.563

(399) ALVARO CESAR DE CAMPOS JUNIOR

Lap	Lap Tm	Diff	Time of Day
1	1:28.968	+0.496	13:06:29.433
2	1:30.264	+1.792	13:07:59.697
3	1:28.737	+0.265	13:09:28.434
4	1:33.772	+5.300	13:11:02.206
5	1:28.472	-	13:12:30.678
6	1:29.202	+0.730	13:13:59.880
7	1:30.098	+1.626	13:15:29.978

(53) ISABEL GASSNER

Lap	Lap Tm	Diff	Time of Day
1	2:22.156	+18.292	13:08:21.674
2	2:03.864	-	13:10:25.538
3	2:14.911	+11.047	13:12:40.449
4	2:08.505	+4.641	13:14:48.954
5	2:09.952	+6.088	13:16:58.906

Lap	Lap Tm	Diff	Time of Day
-----	--------	------	-------------

Lap	Lap Tm	Diff	Time of Day
-----	--------	------	-------------

Jorge Jr.

Paulo Almeida

Orbits 4

www.amb-it.com

www.mylaps.com

ponsored to: Federacao Paranaense de Motociclismo



Final Paranaense/Brasileiro de Velocross

STREET

PROVA

Race (10:00 and 2 Laps)

Rio Negro 1,200 Km

9/11/2013 16:45

Lap	Lap Tm	Diff	Time of Day
(500) MARCIO ROVER			
1	55.991	+1.280	18:16:23.013
2	55.871	+1.160	18:17:18.884
3	55.754	+1.043	18:18:14.638
4	56.426	+1.715	18:19:11.064
5	54.711	-	18:20:05.775
6	1:06.026	+11.315	18:21:11.801
7	56.757	+2.046	18:22:08.558
8	57.419	+2.708	18:23:05.977
9	57.989	+3.278	18:24:03.966
10	57.773	+3.062	18:25:01.739
11	59.656	+4.945	18:26:01.395
12	1:00.679	+5.968	18:27:02.074

Lap	Lap Tm	Diff	Time of Day
(10) WYLLYN RICHARD ALVES - BROA			
1	58.395	+1.605	18:16:33.696
2	59.313	+2.523	18:17:33.009
3	58.522	+1.732	18:18:31.531
4	58.763	+1.973	18:19:30.294
5	58.985	+2.195	18:20:29.279
6	56.790	-	18:21:26.069
7	57.769	+0.979	18:22:23.838
8	57.516	+0.726	18:23:21.354
9	58.938	+2.148	18:24:20.292
10	58.387	+1.597	18:25:18.679
11	59.805	+3.015	18:26:18.484
12	1:01.877	+5.087	18:27:20.361

Lap	Lap Tm	Diff	Time of Day
(9) DIEGO RICARDO			
1	1:00.494	+1.194	18:16:30.170
2	1:00.738	+1.438	18:17:30.908
3	1:00.494	+1.194	18:18:31.402
4	1:00.754	+1.454	18:19:32.156
5	1:01.092	+1.792	18:20:33.248
6	1:01.402	+2.102	18:21:34.650
7	59.300	-	18:22:33.950
8	1:00.308	+1.008	18:23:34.258
9	1:01.098	+1.798	18:24:35.356
10	1:01.429	+2.129	18:25:36.785
11	1:00.774	+1.474	18:26:37.559
12	1:02.382	+3.082	18:27:39.941

Lap	Lap Tm	Diff	Time of Day
(943) RAUL BRUNOSI JUNIOR			
1	1:00.894	+0.281	18:16:35.006
2	1:01.069	+0.456	18:17:36.075
3	1:01.003	+0.390	18:18:37.078
4	1:00.613	-	18:19:37.691
5	1:01.727	+1.114	18:20:39.418
6	1:03.481	+2.868	18:21:42.899
7	1:01.146	+0.533	18:22:44.045
8	1:01.026	+0.413	18:23:45.071
9	1:01.218	+0.605	18:24:46.289
10	1:00.661	+0.048	18:25:46.950
11	1:01.726	+1.113	18:26:48.676
12	1:02.166	+1.553	18:27:50.842

Lap	Lap Tm	Diff	Time of Day
(121) JUNIOR LIMA			
1	59.133	+1.102	18:16:29.879
2	58.031	-	18:17:27.910
3	59.606	+1.575	18:18:27.516
4	59.376	+1.345	18:19:26.892
5	59.793	+1.762	18:20:26.685
6	1:15.208	+17.177	18:21:41.893
7	1:03.204	+5.173	18:22:45.097
8	1:02.813	+4.782	18:23:47.910

Lap	Lap Tm	Diff	Time of Day
9	1:03.664	+5.633	18:24:51.574
10	1:03.245	+5.214	18:25:54.819
11	1:02.231	+4.200	18:26:57.050
12	1:03.127	+5.096	18:28:00.177

Lap	Lap Tm	Diff	Time of Day
(426) CELIO KUPKA			
1	1:02.031	+0.314	18:16:37.920
2	1:01.717	-	18:17:39.637
3	1:02.472	+0.755	18:18:42.109
4	1:02.670	+0.953	18:19:44.779
5	1:02.854	+1.137	18:20:47.633
6	1:03.633	+1.916	18:21:51.266
7	1:03.262	+1.545	18:22:54.528
8	1:02.492	+0.775	18:23:57.020
9	1:02.221	+0.504	18:24:59.241
10	1:04.206	+2.489	18:26:03.447
11	1:03.825	+2.108	18:27:07.272

Lap	Lap Tm	Diff	Time of Day
(138) FÁBIO LUIZ KÜHL			
1	1:05.325	+1.128	18:16:43.127
2	1:08.291	+4.094	18:17:51.418
3	1:05.836	+1.639	18:18:57.254
4	1:05.744	+1.547	18:20:02.998
5	1:05.881	+1.684	18:21:08.879
6	1:05.526	+1.329	18:22:14.405
7	1:04.699	+0.502	18:23:19.104
8	1:06.882	+2.685	18:24:25.986
9	1:05.359	+1.162	18:25:31.345
10	1:05.779	+1.582	18:26:37.124
11	1:04.197	-	18:27:41.321

Lap	Lap Tm	Diff	Time of Day
(14) ILSO CORDEIRO SOARES			
1	1:06.506	+1.675	18:16:41.756
2	1:08.856	+4.025	18:17:50.612
3	1:06.130	+1.299	18:18:56.742
4	1:05.317	+0.486	18:20:02.059
5	1:04.970	+0.139	18:21:07.029
6	1:04.831	-	18:22:11.860
7	1:06.082	+1.251	18:23:17.942
8	1:05.673	+0.842	18:24:23.615
9	1:07.152	+2.321	18:25:30.767
10	1:05.254	+0.423	18:26:36.021
11	1:07.486	+2.655	18:27:43.507

Lap	Lap Tm	Diff	Time of Day
(100) GIOVANNI VEIGA ADRIANO			
1	1:45.262	+44.271	18:17:15.628
2	1:01.772	+0.781	18:18:17.400
3	1:04.557	+3.566	18:19:21.957
4	1:08.281	+7.290	18:20:30.238
5	1:02.356	+1.365	18:21:32.594
6	1:00.991	-	18:22:33.585
7	1:04.961	+3.970	18:23:38.546
8	1:02.713	+1.722	18:24:41.259
9	1:01.074	+0.083	18:25:42.333
10	1:02.796	+1.805	18:26:45.129
11	1:05.124	+4.133	18:27:50.253

Lap	Lap Tm	Diff	Time of Day
(35) MATHEUS WILLYAN RIBEIRO			
1	58.472	+1.162	18:16:27.141
2	58.011	+0.701	18:17:25.152
3	57.470	+0.160	18:18:22.622
4	58.145	+0.835	18:19:20.767
5	57.791	+0.481	18:20:18.558
6	57.310	-	18:21:15.868
7	57.973	+0.663	18:22:13.841
8	57.533	+0.223	18:23:11.374

Lap	Lap Tm	Diff	Time of Day
9	58.103	+0.793	18:24:09.477
10	1:17.142	+19.832	18:25:26.619

Lap	Lap Tm	Diff	Time of Day
(139) ADRIANO LOCKS			
1	1:01.585	+0.159	18:16:32.998
2	1:02.248	+0.822	18:17:35.246
3	1:01.426	-	18:18:36.672
4	1:02.908	+1.482	18:19:39.580
5	1:04.523	+3.097	18:20:44.103
6	1:43.201	+41.775	18:22:27.304
7	1:10.890	+9.464	18:23:38.194
8	1:12.693	+11.267	18:24:50.887
9	1:15.258	+13.832	18:26:06.145
10	1:15.202	+13.776	18:27:21.347

Lap	Lap Tm	Diff	Time of Day
(7) ROGER WILLIAN ANTUNES			
1	3:35.490	+2:18.384	18:19:03.646
2	1:20.677	+3.571	18:20:24.323
3	1:25.073	+7.967	18:21:49.396
4	1:27.738	+10.632	18:23:17.134
5	1:30.959	+13.853	18:24:48.093
6	1:17.106	-	18:26:05.199

Lap	Lap Tm	Diff	Time of Day
(308) WILLIAN LANGHAMMER (SUÇO)			
1	55.784	+0.455	18:16:22.252
2	56.191	+0.862	18:17:18.443
3	55.427	+0.098	18:18:13.870
4	55.329	-	18:19:09.199

Lap	Lap Tm	Diff	Time of Day
(2) WESLEN SOARES			
1	1:03.873	+0.765	18:16:40.431
2	1:03.108	-	18:17:43.539

Jorge Jr.

Paulo Almeida

Orbits 4

www.amb-it.com

www.mylaps.com

ensed to: Federacao Paranaense de Motociclismo



Final Paranaense/Brasileiro de Velocross

TR 50

Rio Negro 1,200 Km

PROVA

11/11/2013 15:35

Race (10:00 and 1 Laps)

Lap	Lap Tm	Diff	Time of Day
(36) RUAN RIBEIRO DE CASTRO			
1	1:10.659	+7.017	16:32:46.736
2	1:07.668	+4.026	16:33:54.404
3	1:06.458	+2.816	16:35:00.862
4	1:06.520	+2.878	16:36:07.382
5	1:04.940	+1.298	16:37:12.322
6	1:06.219	+2.577	16:38:18.541
7	1:06.980	+3.338	16:39:25.521
8	1:05.154	+1.512	16:40:30.675
9	1:03.642	-	16:41:34.317

Lap	Lap Tm	Diff	Time of Day
(389) JOAO VICTOR DA SILVA			
1	1:07.678	+3.040	16:32:47.234
2	1:08.404	+3.766	16:33:55.638
3	1:07.872	+3.234	16:35:03.510
4	1:04.858	+0.220	16:36:08.368
5	1:05.026	+0.388	16:37:13.394
6	1:04.638	-	16:38:18.032
7	1:08.657	+4.019	16:39:26.689
8	1:04.793	+0.155	16:40:31.482
9	1:04.799	+0.161	16:41:36.281

Lap	Lap Tm	Diff	Time of Day
(7) LUCAS DA SILVA TORREANI			
1	1:14.449	+4.498	16:32:55.914
2	1:11.868	+1.917	16:34:07.782
3	1:15.265	+5.314	16:35:23.047
4	1:13.140	+3.189	16:36:36.187
5	1:12.830	+2.879	16:37:49.017
6	1:11.388	+1.437	16:39:00.405
7	1:11.421	+1.470	16:40:11.826
8	1:09.951	-	16:41:21.777
9	1:10.748	+0.797	16:42:32.525

Lap	Lap Tm	Diff	Time of Day
(22) LUCAS JOSÉ IVANOWSKI			
1	1:15.625	+5.254	16:32:56.602
2	1:12.578	+2.207	16:34:09.180
3	1:15.633	+5.262	16:35:24.813
4	1:13.138	+2.767	16:36:37.951
5	1:13.649	+3.278	16:37:51.600
6	1:11.049	+0.678	16:39:02.649
7	1:10.371	-	16:40:13.020
8	1:11.006	+0.635	16:41:24.026
9	1:12.916	+2.545	16:42:36.942

Lap	Lap Tm	Diff	Time of Day
(421) JOAO VITOR FIGUEIREDO			
1	1:14.866	+3.813	16:32:58.436
2	1:14.516	+3.463	16:34:12.952
3	1:15.848	+4.795	16:35:28.800
4	1:11.890	+0.837	16:36:40.690
5	1:11.747	+0.694	16:37:52.437
6	1:11.594	+0.541	16:39:04.031
7	1:11.977	+0.924	16:40:16.008
8	1:11.053	-	16:41:27.061
9	1:11.163	+0.110	16:42:38.224

Lap	Lap Tm	Diff	Time of Day
(102) VICTOR TIDRE			
1	1:09.925	+2.408	16:32:45.423
2	1:08.705	+1.188	16:33:54.128
3	1:08.220	+0.703	16:35:02.348
4	1:07.517	-	16:36:09.865
5	1:08.208	+0.691	16:37:18.073
6	1:08.976	+1.459	16:38:27.049
7	1:08.505	+0.988	16:39:35.554
8	1:10.661	+3.144	16:40:46.215
9	2:03.388	+55.871	16:42:49.603

Lap	Lap Tm	Diff	Time of Day
(1) LEONARDO DE ALMEIDA			
1	1:15.533	+2.971	16:32:59.591
2	1:15.397	+2.835	16:34:14.988
3	1:15.997	+3.435	16:35:30.985
4	1:18.691	+6.129	16:36:49.676
5	1:13.852	+1.290	16:38:03.528
6	1:42.504	+29.942	16:39:46.032
7	1:12.562	-	16:40:58.594
8	1:14.685	+2.123	16:42:13.279

Lap	Lap Tm	Diff	Time of Day
(399) ALVARO CESAR DE CAMPOS JUNIOR			
1	1:31.052	+4.668	16:33:28.720
2	1:32.749	+6.365	16:35:01.469
3	1:27.411	+1.027	16:36:28.880
4	1:30.215	+3.831	16:37:59.095
5	1:29.358	+2.974	16:39:28.453
6	1:26.384	-	16:40:54.837
7	1:26.624	+0.240	16:42:21.461

Lap	Lap Tm	Diff	Time of Day
(5) ANA BIATRIZ SILVA			
1	1:36.997	+6.338	16:33:45.737
2	1:34.684	+4.025	16:35:20.421
3	1:31.687	+1.028	16:36:52.108
4	1:30.659	-	16:38:22.767
5	1:33.983	+3.324	16:39:56.750
6	1:31.305	+0.646	16:41:28.055
7	1:31.427	+0.768	16:42:59.482

Lap	Lap Tm	Diff	Time of Day
(33) JEAN RANK			
1	1:44.099	+8.032	16:33:59.951
2	1:44.705	+8.638	16:35:44.656
3	1:38.052	+1.985	16:37:22.708
4	1:36.435	+0.368	16:38:59.143
5	1:36.227	+0.160	16:40:35.370
6	1:36.067	-	16:42:11.437

Lap	Lap Tm	Diff	Time of Day
(3) RAFAEL ARCANJO SEBEN			
1	1:42.590	+5.437	16:33:56.814
2	2:11.630	+34.477	16:36:08.444
3	1:42.210	+5.057	16:37:50.654
4	1:37.153	-	16:39:27.807
5	1:40.046	+2.893	16:41:07.853
6	1:39.043	+1.890	16:42:46.896

Lap	Lap Tm	Diff	Time of Day
(37) MATEUS RODRIGUES			
1	1:22.109	+6.426	16:33:12.528
2	1:16.787	+1.104	16:34:29.315
3	1:21.541	+5.858	16:35:50.856
4	1:20.210	+4.527	16:37:11.066
5	1:15.683	-	16:38:26.749


Lap	Lap Tm	Diff	Time of Day
(726) LEANDRO ROBERTO DA SILVA			
1	2:32.923	+4.464	16:35:37.390
2	2:28.459	-	16:38:05.849
3	4:18.111	+1:49.652	16:42:23.960

Jorge Jr.
Paulo Almeida

Orbits 4

www.amb-it.com
www.mylaps.com

ponsored to: Federacao Paranaense de Motociclismo



Final Paranaense/Brasileiro de Velocross

VX1 ESPECIAL

Rio Negro 1,200 Km

PROVA

10/11/2013 15:50

Race (20:00 and 2 Laps)

Lap	Lap Tm	Diff	Time of Day
8	54.290	+2.667	18:21:47.184
9	52.815	+1.192	18:22:39.999
10	52.016	+0.393	18:23:32.015
11	52.165	+0.542	18:24:24.180
12	52.781	+1.158	18:25:16.961
13	52.493	+0.870	18:26:09.454
14	52.503	+0.880	18:27:01.957
15	53.384	+1.761	18:27:55.341
16	53.011	+1.388	18:28:48.352
17	54.801	+3.178	18:29:43.153
18	58.132	+6.509	18:30:41.285
19	53.779	+2.156	18:31:35.064
20	53.346	+1.723	18:32:28.410
21	53.005	+1.382	18:33:21.415
22	54.142	+2.519	18:34:15.557
23	53.582	+1.959	18:35:09.139
24	52.358	+0.735	18:36:01.497

(228) JACSON KEIL

1	52.922	+2.720	18:15:40.864
2	54.254	+4.052	18:16:35.118
3	52.625	+2.423	18:17:27.743
4	51.048	+0.846	18:18:18.791
5	52.063	+1.861	18:19:10.854
6	50.808	+0.606	18:20:01.662
7	51.518	+1.316	18:20:53.180
8	50.202	-	18:21:43.382
9	50.752	+0.550	18:22:34.134
10	50.786	+0.584	18:23:24.920
11	51.225	+1.023	18:24:16.145
12	50.240	+0.038	18:25:06.385
13	50.895	+0.693	18:25:57.280
14	52.217	+2.015	18:26:49.497
15	51.421	+1.219	18:27:40.918
16	51.982	+1.780	18:28:32.900
17	51.329	+1.127	18:29:24.229
18	51.003	+0.801	18:30:15.232
19	1:21.948	+31.746	18:31:37.180
20	52.511	+2.309	18:32:29.691
21	53.240	+3.038	18:33:22.931
22	55.249	+5.047	18:34:18.180
23	52.687	+2.485	18:35:10.867
24	59.454	+9.252	18:36:10.321

(280) JULIO WESSLING

1	53.683	+1.242	18:15:44.127
2	52.585	+0.144	18:16:36.712
3	53.730	+1.289	18:17:30.442
4	52.441	-	18:18:22.883
5	53.372	+0.931	18:19:16.255
6	54.542	+2.101	18:20:10.797
7	52.589	+0.148	18:21:03.386
8	53.096	+0.655	18:21:56.482
9	53.484	+1.043	18:22:49.966
10	53.414	+0.973	18:23:43.380
11	53.285	+0.844	18:24:36.665
12	55.108	+2.667	18:25:31.773
13	56.921	+4.480	18:26:28.694
14	54.929	+2.488	18:27:23.623
15	56.052	+3.611	18:28:19.675
16	55.393	+2.952	18:29:15.068
17	54.592	+2.151	18:30:09.660
18	55.113	+2.672	18:31:04.773
19	57.129	+4.688	18:32:01.902
20	57.293	+4.852	18:32:59.195
21	55.177	+2.736	18:33:54.372

Lap	Lap Tm	Diff	Time of Day
22	55.121	+2.680	18:34:49.493
23	55.480	+3.039	18:35:44.973
24	55.534	+3.093	18:36:40.507

(4) LEANDRO LEMOS

1	52.830	+2.898	18:15:39.304
2	52.560	+2.628	18:16:31.864
3	50.916	+0.984	18:17:22.780
4	50.782	+0.850	18:18:13.562
5	49.932	-	18:19:03.494
6	50.822	+0.890	18:19:54.316
7	51.118	+1.186	18:20:45.434
8	51.797	+1.865	18:21:37.231
9	51.525	+1.593	18:22:28.756
10	51.610	+1.678	18:23:20.366
11	51.608	+1.676	18:24:11.974
12	52.032	+2.100	18:25:04.006
13	52.209	+2.277	18:25:56.215
14	51.906	+1.974	18:26:48.121
15	51.599	+1.667	18:27:39.720
16	51.762	+1.830	18:28:31.482
17	51.641	+1.709	18:29:23.123
18	51.624	+1.692	18:30:14.747

(307) JEISON SCHEIDT

1	52.790	-	18:15:40.562
2	53.840	+1.050	18:16:34.402
3	54.372	+1.582	18:17:28.774
4	53.609	+0.819	18:18:22.383
5	52.927	+0.137	18:19:15.310
6	53.869	+1.079	18:20:09.179
7	53.512	+0.722	18:21:02.691
8	53.554	+0.764	18:21:56.245
9	53.109	+0.319	18:22:49.354
10	53.222	+0.432	18:23:42.576

(121) MATEUS BASSO

1	51.632	-	18:15:37.152
2	1:24.156	+32.524	18:17:01.308

Jorge Jr.


Paulo Almeida

Orbits 4

www.amb-it.com

www.mylaps.com

ponsored to: Federacao Paranaense de Motociclismo



Final Paranaense/Brasileiro de Velocross

VX2 ESPECIAL

Rio Negro 1,200 Km

PROVA

10/11/2013 14:10

Race (20:00 and 2 Laps)

Lap	Lap Tm	Diff	Time of Day
19	59.433	+4.015	15:59:32.079
20	59.501	+4.083	16:00:31.580
21	59.467	+4.049	16:01:31.047
22	59.578	+4.160	16:02:30.625

(69) JULIO CESAR VASELKOSKI

Lap	Lap Tm	Diff	Time of Day
1	1:00.361	+1.812	15:42:00.484
2	59.665	+1.116	15:43:00.149
3	58.549	-	15:43:58.698
4	58.709	+0.160	15:44:57.407
5	59.276	+0.727	15:45:56.683
6	1:01.310	+2.761	15:46:57.993
7	1:02.884	+4.335	15:48:00.877
8	1:00.435	+1.886	15:49:01.312
9	1:00.877	+2.328	15:50:02.189
10	1:01.798	+3.249	15:51:03.987
11	58.671	+0.122	15:52:02.658
12	58.624	+0.075	15:53:01.282
13	1:00.948	+2.399	15:54:02.230
14	59.415	+0.866	15:55:01.645
15	1:01.264	+2.715	15:56:02.909
16	1:00.540	+1.991	15:57:03.449
17	1:00.848	+2.299	15:58:04.297
18	1:00.712	+2.163	15:59:05.009
19	1:02.580	+4.031	16:00:07.589
20	1:01.503	+2.954	16:01:09.092
21	1:05.313	+6.764	16:02:14.405

(51) RAYLLAN CALIXTO

Lap	Lap Tm	Diff	Time of Day
1	59.309	+3.858	15:41:59.805
2	58.380	+2.929	15:42:58.185
3	1:03.120	+7.669	15:44:01.305
4	57.692	+2.241	15:44:58.997
5	59.796	+4.345	15:45:58.793
6	1:51.604	+56.153	15:47:50.397
7	1:05.577	+10.126	15:48:55.974
8	59.702	+4.251	15:49:55.676
9	56.002	+0.551	15:50:51.678
10	57.618	+2.167	15:51:49.296
11	57.045	+1.594	15:52:46.341
12	58.553	+3.102	15:53:44.894
13	58.183	+2.732	15:54:43.077
14	59.524	+4.073	15:55:42.601
15	55.940	+0.489	15:56:38.541
16	59.626	+4.175	15:57:38.167
17	57.195	+1.744	15:58:35.362
18	56.614	+1.163	15:59:31.976
19	55.451	-	16:00:27.427
20	59.207	+3.756	16:01:26.634
21	58.090	+2.639	16:02:24.724

(126) HENRIQUE LUIS OLSEN

Lap	Lap Tm	Diff	Time of Day
1	59.912	+1.019	15:41:58.570
2	59.168	+0.275	15:42:57.738
3	58.893	-	15:43:56.631
4	59.431	+0.538	15:44:56.062
5	59.354	+0.461	15:45:55.416
6	1:00.322	+1.429	15:46:55.738
7	1:02.781	+3.888	15:47:58.519
8	1:00.985	+2.092	15:48:59.504
9	1:01.451	+2.558	15:50:00.955
10	1:02.328	+3.435	15:51:03.283
11	1:03.892	+4.999	15:52:07.175
12	1:07.023	+8.130	15:53:14.198
13	1:05.104	+6.211	15:54:19.302
14	1:02.851	+3.958	15:55:22.153

Lap	Lap Tm	Diff	Time of Day
15	1:05.939	+7.046	15:56:28.092
16	1:08.161	+9.268	15:57:36.253
17	1:03.728	+4.835	15:58:39.981
18	1:04.380	+5.487	15:59:44.361
19	1:04.055	+5.162	16:00:48.416
20	1:03.029	+4.136	16:01:51.445

(25) ANILTON XIMENEZ

Lap	Lap Tm	Diff	Time of Day
1	1:01.507	+3.717	15:42:03.314
2	1:01.670	+3.880	15:43:04.984
3	58.849	+1.059	15:44:03.833
4	58.954	+1.164	15:45:02.787
5	59.438	+1.648	15:46:02.225
6	1:03.055	+5.265	15:47:05.280
7	1:01.268	+3.478	15:48:06.548
8	1:00.547	+2.757	15:49:07.095
9	1:01.604	+3.814	15:50:08.699
10	58.966	+1.176	15:51:07.665
11	1:00.118	+2.328	15:52:07.783
12	1:00.421	+2.631	15:53:08.204
13	1:02.106	+4.316	15:54:10.310
14	1:02.429	+4.640	15:55:12.740
15	57.789	-	15:56:10.529
16	59.513	+1.723	15:57:10.042
17	58.755	+0.965	15:58:08.797

(121) MATEUS BASSO

Lap	Lap Tm	Diff	Time of Day
1	54.997	+3.829	15:41:45.943
2	53.034	+1.866	15:42:38.977
3	52.542	+1.374	15:43:31.519
4	51.750	+0.582	15:44:23.269
5	51.550	+0.382	15:45:14.819
6	51.643	+0.475	15:46:06.462
7	52.455	+1.287	15:46:58.917
8	54.313	+3.145	15:47:53.230
9	51.771	+0.603	15:48:45.001
10	51.869	+0.701	15:49:36.870
11	51.221	+0.053	15:50:28.091
12	51.168	-	15:51:19.259
13	51.750	+0.582	15:52:11.009
14	55.063	+3.895	15:53:06.072

(81) ADILAR SAMWAYS NETO

Lap	Lap Tm	Diff	Time of Day
1	1:02.545	+3.784	15:42:05.681
2	1:00.163	+1.402	15:43:05.844
3	59.205	+0.444	15:44:05.049
4	59.124	+0.363	15:45:04.173
5	1:00.071	+1.310	15:46:04.244
6	1:02.708	+3.947	15:47:06.952
7	1:00.808	+2.047	15:48:07.760
8	1:02.207	+3.446	15:49:09.967
9	59.986	+1.225	15:50:09.953
10	58.761	-	15:51:08.714
11	1:00.331	+1.570	15:52:09.045
12	1:02.695	+3.934	15:53:11.740
13	1:09.208	+10.447	15:54:20.948
14	8:21.392	+7:22.631	16:02:42.340

(14) LEANDRO LEMOS

Lap	Lap Tm	Diff	Time of Day
1	58.918	+6.667	15:41:51.568
2	52.787	+0.536	15:42:44.355
3	54.878	+2.627	15:43:39.233
4	53.140	+0.889	15:44:32.373
5	53.434	+1.183	15:45:25.807
6	52.251	-	15:46:18.058
7	52.875	+0.624	15:47:10.933

Jorge Jr.

Paulo Almeida

Orbits 4

www.amb-it.com

www.mylaps.com

ponsored to: Federacao Paranaense de Motociclismo



Final Paranaense/Brasileiro de Velocross

VX3 ESPECIAL

Rio Negro 1,200 Km

PROVA

10/11/2013 12:00

Race (15:00 and 2 Laps)

Lap	Lap Tm	Diff	Time of Day
2	52.283	-	12:37:53.829
3	1:08.016	+15.733	12:39:01.845
4	53.064	+0.781	12:39:54.909
5	53.526	+1.243	12:40:48.435
6	53.895	+1.612	12:41:42.330
7	53.665	+1.382	12:42:35.995
8	54.676	+2.393	12:43:30.671
9	53.949	+1.666	12:44:24.620
10	54.292	+2.009	12:45:18.912
11	53.991	+1.708	12:46:12.903
12	52.441	+0.158	12:47:05.344
13	1:16.745	+24.462	12:48:22.089
14	1:00.234	+7.951	12:49:22.323
15	1:06.097	+13.814	12:50:28.420
16	1:12.175	+19.892	12:51:40.595
17	1:09.838	+17.555	12:52:50.433

(99) JONAS CECCON

1	58.315	+1.194	12:37:13.071
2	57.326	+0.205	12:38:10.397
3	58.430	+1.309	12:39:08.827
4	58.552	+1.431	12:40:07.379
5	57.516	+0.395	12:41:04.895
6	59.314	+2.193	12:42:04.209
7	57.991	+0.870	12:43:02.200
8	57.121	-	12:43:59.321
9	57.551	+0.430	12:44:56.872
10	59.674	+2.553	12:45:56.546
11	59.712	+2.591	12:46:56.258
12	59.863	+2.742	12:47:56.121
13	59.810	+2.689	12:48:55.931
14	59.623	+2.502	12:49:55.554
15	58.554	+1.433	12:50:54.108
16	58.195	+1.074	12:51:52.303
17	58.176	+1.055	12:52:50.479

(47) FLAVIO GRIMS

1	59.773	+2.845	12:37:19.716
2	58.119	+1.191	12:38:17.835
3	57.875	+0.947	12:39:15.710
4	58.715	+1.787	12:40:14.425
5	59.013	+2.085	12:41:13.438
6	57.955	+1.027	12:42:11.393
7	57.090	+0.162	12:43:08.483
8	56.928	-	12:44:05.411
9	58.973	+2.045	12:45:04.384
10	59.569	+2.641	12:46:03.953
11	58.614	+1.686	12:47:02.567
12	58.328	+1.400	12:48:00.895
13	59.099	+2.171	12:48:59.994
14	58.927	+1.999	12:49:58.921
15	57.636	+0.708	12:50:56.557
16	57.314	+0.386	12:51:53.871
17	59.113	+2.185	12:52:52.984

(20) LUIZ PAULO GUERIOS

1	57.902	+0.866	12:37:14.903
2	59.678	+2.642	12:38:14.581
3	1:00.312	+3.276	12:39:14.893
4	58.364	+1.328	12:40:13.257
5	59.223	+2.187	12:41:12.480
6	57.092	+0.056	12:42:09.572
7	57.036	-	12:43:06.608
8	57.530	+0.494	12:44:04.138
9	1:01.965	+4.929	12:45:06.103
10	58.602	+1.566	12:46:04.705

Lap	Lap Tm	Diff	Time of Day
11	58.910	+1.874	12:47:03.615
12	1:01.674	+4.638	12:48:05.289
13	58.324	+1.288	12:49:03.613
14	57.533	+0.497	12:50:01.146
15	57.200	+0.164	12:50:58.346
16	58.018	+0.982	12:51:56.364
17	1:00.757	+3.721	12:52:57.121

(173) MARCIO BATISTA

1	2:37.679	+1:45.033	12:38:48.012
2	52.646	-	12:39:40.658
3	53.019	+0.373	12:40:33.677
4	53.166	+0.520	12:41:26.843
5	53.374	+0.728	12:42:20.217
6	53.103	+0.457	12:43:13.320
7	53.313	+0.667	12:44:06.633
8	55.556	+2.910	12:45:02.189
9	54.773	+2.127	12:45:56.962
10	54.146	+1.500	12:46:51.108
11	55.860	+3.214	12:47:46.968
12	56.208	+3.562	12:48:43.176
13	57.013	+4.367	12:49:40.189
14	54.790	+2.144	12:50:34.979
15	55.232	+2.586	12:51:30.211
16	57.010	+4.364	12:52:27.221

(611) JOAO PEDRO

1	1:00.984	+2.966	12:37:21.410
2	58.474	+0.456	12:38:19.884
3	58.093	+0.075	12:39:17.977
4	58.746	+0.728	12:40:16.723
5	58.018	-	12:41:14.741
6	1:00.652	+2.634	12:42:15.393
7	1:04.086	+6.068	12:43:19.479
8	59.935	+1.917	12:44:19.414
9	1:02.523	+4.505	12:45:21.937
10	59.693	+1.675	12:46:21.630
11	1:01.011	+2.993	12:47:22.641
12	1:02.100	+4.082	12:48:24.741
13	1:01.558	+3.540	12:49:26.299
14	1:01.305	+3.287	12:50:27.604
15	1:02.281	+4.263	12:51:29.885
16	1:05.448	+7.430	12:52:35.333

(612) JAIRO PEDRO

1	59.907	-	12:37:20.533
2	1:03.366	+3.459	12:38:23.899
3	1:04.039	+4.132	12:39:27.938
4	1:05.576	+5.669	12:40:33.514
5	1:05.224	+5.317	12:41:38.738
6	1:05.657	+5.750	12:42:44.395
7	1:03.623	+3.716	12:43:48.018
8	1:04.157	+4.250	12:44:52.175
9	1:04.066	+4.159	12:45:56.241
10	1:04.957	+5.050	12:47:01.198
11	1:05.522	+5.615	12:48:06.720
12	1:04.350	+4.443	12:49:11.070
13	1:04.161	+4.254	12:50:15.231
14	1:03.682	+3.775	12:51:18.913
15	1:01.995	+2.088	12:52:20.908

(59) DANIEL VANDERLINDE

1	1:16.026	+10.713	12:37:38.395
2	1:08.870	+3.557	12:38:47.265
3	1:07.179	+1.866	12:39:54.444
4	1:07.627	+2.314	12:41:02.071

Lap	Lap Tm	Diff	Time of Day
5	1:06.290	+0.977	12:42:08.361
6	1:09.440	+4.127	12:43:17.801
7	1:07.859	+2.546	12:44:25.660
8	1:05.313	-	12:45:30.973
9	1:05.664	+0.351	12:46:36.637
10	1:08.158	+2.845	12:47:44.795
11	1:10.825	+5.512	12:48:55.620
12	1:13.114	+7.801	12:50:08.734
13	1:08.593	+3.280	12:51:17.327
14	1:10.123	+4.810	12:52:27.450

(18) JOSE LUIZ MARCHIOTTO JUNIOR

1	59.728	+1.498	12:37:16.889
2	58.665	+0.435	12:38:15.554
3	58.230	-	12:39:13.784
4	58.724	+0.494	12:40:12.508

Jorge Jr.


Paulo Almeida

Orbits 4

www.amb-it.com

www.mylaps.com

ponsored to: Federacao Paranaense de Motociclismo



Final Paranaense/Brasileiro de Velocross


VX3 NACIONAL

Rio Negro 1,200 Km

PROVA

9/11/2013 16:15

Race (10:00 and 2 Laps)



Lap	Lap Tm	Diff	Time of Day
2	1:16.940	+2.057	17:37:26.042
3	1:15.382	+0.499	17:38:41.424
4	1:19.300	+4.417	17:40:00.724
5	1:15.417	+0.534	17:41:16.141
6	1:16.189	+1.306	17:42:32.330
7	1:19.003	+4.120	17:43:51.333
8	1:16.283	+1.400	17:45:07.616
9	1:18.110	+3.227	17:46:25.726

Lap	Lap Tm	Diff	Time of Day
-----	--------	------	-------------

Lap	Lap Tm	Diff	Time of Day
-----	--------	------	-------------

(7) ILSO CORDEIRO SOARES

1	1:11.507	-	17:36:36.151
2	1:19.513	+8.006	17:37:55.664
3	1:14.602	+3.095	17:39:10.266



Final Paranaense/Brasileiro de Velocross

VX4 ESPECIAL

Rio Negro 1,200 Km

PROVA

10/11/2013 13:50

Race (15:00 and 2 Laps)

Lap	Lap Tm	Diff	Time of Day
9	1:02.766	+3.318	14:49:49.199
10	1:02.707	+3.259	14:50:51.906

(609) ILIO VENET

Lap	Lap Tm	Diff	Time of Day
1	1:01.380	+1.682	14:41:43.791
2	1:00.684	+0.986	14:42:44.475
3	59.698	-	14:43:44.173
4	1:00.900	+1.202	14:44:45.073
5	1:01.902	+2.204	14:45:46.975
6	1:00.927	+1.229	14:46:47.902
7	1:01.454	+1.756	14:47:49.356
8	1:01.881	+2.183	14:48:51.237
9	1:02.175	+2.477	14:49:53.412
10	1:02.685	+2.987	14:50:56.097

(77) WILSON PEREIRA

Lap	Lap Tm	Diff	Time of Day
1	59.856	-	14:41:40.325
2	1:01.522	+1.666	14:42:41.847
3	59.882	+0.026	14:43:41.729
4	1:00.975	+1.119	14:44:42.704
5	1:00.921	+1.065	14:45:43.625
6	1:00.812	+0.956	14:46:44.437
7	1:02.170	+2.314	14:47:46.607
8	1:06.011	+6.155	14:48:52.618
9	1:04.991	+5.135	14:49:57.609
10	1:07.610	+7.754	14:51:05.219

(914) ADILSON HÜBNER

Lap	Lap Tm	Diff	Time of Day
1	1:03.295	+2.927	14:41:51.002
2	1:01.987	+1.619	14:42:52.989
3	1:00.700	+0.332	14:43:53.689
4	1:00.368	-	14:44:54.057
5	1:02.308	+1.940	14:45:56.365
6	1:01.903	+1.535	14:46:58.268
7	1:01.906	+1.538	14:48:00.174
8	1:02.404	+2.036	14:49:02.578
9	1:01.925	+1.557	14:50:04.503
10	1:01.453	+1.085	14:51:05.956

(137) EDIVAL ANDRÉ FERREIRA

Lap	Lap Tm	Diff	Time of Day
1	1:03.481	+1.774	14:41:49.908
2	1:02.007	+0.300	14:42:51.915
3	1:01.707	-	14:43:53.622
4	1:02.766	+1.059	14:44:56.388
5	1:03.386	+1.679	14:45:59.774
6	1:02.107	+0.400	14:47:01.881
7	1:02.137	+0.430	14:48:04.018
8	1:02.546	+0.839	14:49:06.564
9	1:03.280	+1.573	14:50:09.844
10	1:03.755	+2.048	14:51:13.599

(62) JOSE CARLOS FIGUEIREDO

Lap	Lap Tm	Diff	Time of Day
1	1:03.645	+2.148	14:41:50.510
2	1:04.105	+2.608	14:42:54.615
3	1:01.840	+0.343	14:43:56.455
4	1:01.497	-	14:44:57.952
5	1:02.738	+1.241	14:46:00.690
6	1:02.381	+0.884	14:47:03.071
7	1:02.956	+1.459	14:48:06.027
8	1:02.995	+1.498	14:49:09.022
9	1:02.449	+0.952	14:50:11.471
10	1:02.940	+1.443	14:51:14.411

(612) JAIRO PEDRO

Lap	Lap Tm	Diff	Time of Day
1	1:02.462	+0.034	14:42:02.821
2	1:02.428	-	14:43:05.249

Lap	Lap Tm	Diff	Time of Day
3	1:04.061	+1.633	14:44:09.310
4	1:04.217	+1.789	14:45:13.527
5	1:05.112	+2.684	14:46:18.639
6	1:04.273	+1.845	14:47:22.912
7	1:03.734	+1.306	14:48:26.646
8	1:07.185	+4.757	14:49:33.831
9	1:07.137	+4.709	14:50:40.968

(37) JOSE VITOR CIT

Lap	Lap Tm	Diff	Time of Day
1	1:03.782	-	14:41:51.955
2	1:05.612	+1.830	14:42:57.567
3	1:04.496	+0.714	14:44:02.063
4	1:06.625	+2.843	14:45:08.688
5	1:06.904	+3.122	14:46:15.592
6	1:05.721	+1.939	14:47:21.313
7	1:07.453	+3.671	14:48:28.766
8	1:08.757	+4.975	14:49:37.523
9	1:06.050	+2.268	14:50:43.573

(46) JOAO ROQUE ALVES NUNES

Lap	Lap Tm	Diff	Time of Day
1	1:03.780	-	14:41:49.465
2	1:07.673	+3.893	14:42:57.138
3	1:08.427	+4.647	14:44:05.565
4	1:09.326	+5.546	14:45:14.891
5	1:08.975	+5.195	14:46:23.866
6	1:08.235	+4.455	14:47:32.101
7	1:09.855	+6.075	14:48:41.956
8	1:10.408	+6.628	14:49:52.364
9	1:08.385	+4.605	14:51:00.749

(53) SERGIO IZIDORO

Lap	Lap Tm	Diff	Time of Day
1	1:11.716	-	14:42:02.171

Jorge Jr.

Paulo Almeida

Orbits 4

www.amb-it.com

www.mylaps.com

ponsored to: Federacao Paranaense de Motociclismo



Final Paranaense/Brasileiro de Velocross

85CC

Rio Negro 1,200 Km

PROVA

10/11/2013 15:00

Race (12:00 and 2 Laps)

Lap	Lap Tm	Diff	Time of Day
(57) LUCAS NOGUEIRA			
1	53.242	-	17:15:27.063
2	53.536	+0.294	17:16:20.599
3	54.000	+0.758	17:17:14.599
4	53.332	+0.090	17:18:07.931
5	54.387	+1.145	17:19:02.318
6	53.630	+0.388	17:19:55.948
7	54.583	+1.341	17:20:50.531
8	54.415	+1.173	17:21:44.946
9	54.077	+0.835	17:22:39.023

Lap	Lap Tm	Diff	Time of Day
(788) HENRIQUE LAPOLA			
1	53.536	+0.758	17:15:29.674
2	52.778	-	17:16:22.452
3	53.719	+0.941	17:17:16.171
4	53.723	+0.945	17:18:09.894
5	53.375	+0.597	17:19:03.269
6	54.659	+1.881	17:19:57.928
7	55.256	+2.478	17:20:53.184
8	52.908	+0.130	17:21:46.092
9	54.058	+1.280	17:22:40.150

Lap	Lap Tm	Diff	Time of Day
(9) GABRIEL HENRIQUE PIETCHAK AIEM			
1	54.609	+1.204	17:15:35.531
2	53.405	-	17:16:28.936
3	56.583	+3.178	17:17:25.519
4	55.941	+2.536	17:18:21.460
5	55.247	+1.842	17:19:16.707
6	55.351	+1.946	17:20:12.058
7	54.638	+1.233	17:21:06.696
8	55.048	+1.643	17:22:01.744
9	55.146	+1.741	17:22:56.890

Lap	Lap Tm	Diff	Time of Day
(14) GABRIEL STOCCO GRITTEN NEBES			
1	55.367	+0.685	17:15:33.060
2	55.334	+0.652	17:16:28.394
3	56.518	+1.836	17:17:24.912
4	55.968	+1.286	17:18:20.880
5	54.682	-	17:19:15.562
6	57.442	+2.760	17:20:13.004
7	54.986	+0.304	17:21:07.990
8	54.740	+0.058	17:22:02.730
9	54.945	+0.263	17:22:57.675

Lap	Lap Tm	Diff	Time of Day
(111) LUIZ GUSTAVO GNATKOSKI			
1	56.253	+1.130	17:15:31.995
2	55.123	-	17:16:27.118
3	57.375	+2.252	17:17:24.493
4	56.033	+0.910	17:18:20.526
5	58.717	+3.594	17:19:19.243
6	56.974	+1.851	17:20:16.217
7	57.973	+2.850	17:21:14.190
8	58.010	+2.887	17:22:12.200
9	59.169	+4.046	17:23:11.369

Lap	Lap Tm	Diff	Time of Day
(192) LUCAS GOBOR			
1	56.231	+0.233	17:15:34.656
2	55.998	-	17:16:30.654
3	57.514	+1.516	17:17:28.168
4	56.020	+0.022	17:18:24.188
5	57.519	+1.521	17:19:21.707
6	57.924	+1.926	17:20:19.631
7	58.617	+2.619	17:21:18.248
8	59.247	+3.249	17:22:17.495
9	59.215	+3.217	17:23:16.710

Lap	Lap Tm	Diff	Time of Day
(183) MATHEUS ZOLET			
1	58.195	+1.481	17:15:41.416
2	57.762	+1.048	17:16:39.178
3	58.237	+1.523	17:17:37.415
4	56.714	-	17:18:34.129
5	57.265	+0.551	17:19:31.394
6	58.055	+1.341	17:20:29.449
7	58.334	+1.620	17:21:27.783
8	58.686	+1.972	17:22:26.469
9	57.178	+0.464	17:23:23.647

Lap	Lap Tm	Diff	Time of Day
(11) MATHEUS ZERBATO			
1	56.082	+1.011	17:15:35.983
2	55.461	+0.390	17:16:31.444
3	56.224	+1.153	17:17:27.668
4	55.071	-	17:18:22.739
5	55.351	+0.280	17:19:18.090
6	1:14.928	+19.857	17:20:33.018
7	57.468	+2.397	17:21:30.486
8	56.094	+1.023	17:22:26.580
9	57.403	+2.332	17:23:23.983

Lap	Lap Tm	Diff	Time of Day
(22) WELLINSSON W. BUENO M. BEHRING			
1	59.466	+1.367	17:15:39.978
2	58.099	-	17:16:38.077
3	58.706	+0.607	17:17:36.783
4	59.919	+1.820	17:18:36.702
5	1:00.013	+1.914	17:19:36.715
6	1:00.743	+2.644	17:20:37.458
7	1:00.159	+2.060	17:21:37.617
8	59.202	+1.103	17:22:36.819

Lap	Lap Tm	Diff	Time of Day
(122) RODENILSON GRECHINSKI SOBRINHO			
1	59.186	+0.866	17:15:43.333
2	58.320	-	17:16:41.653
3	59.716	+1.396	17:17:41.369
4	58.701	+0.381	17:18:40.070
5	58.646	+0.326	17:19:38.716
6	59.804	+1.484	17:20:38.520
7	1:00.279	+1.959	17:21:38.799
8	59.377	+1.057	17:22:38.176

Lap	Lap Tm	Diff	Time of Day
(399) JOAO VICTOR DA SILVA			
1	1:00.778	+1.740	17:15:46.700
2	1:08.750	+9.712	17:16:55.450
3	59.801	+0.763	17:17:55.251
4	59.038	-	17:18:54.289
5	1:00.051	+1.013	17:19:54.340
6	1:00.789	+1.751	17:20:55.129
7	59.955	+0.917	17:21:55.084
8	1:01.469	+2.431	17:22:56.553

Lap	Lap Tm	Diff	Time of Day
(10) ELISSANDRO CHIEPKO BUENO			
1	1:00.219	+1.205	17:15:45.745
2	1:29.445	+30.431	17:17:15.190
3	1:00.177	+1.163	17:18:15.367
4	59.014	-	17:19:14.381
5	1:00.216	+1.202	17:20:14.597
6	1:00.453	+1.439	17:21:15.050
7	1:00.121	+1.107	17:22:15.171
8	59.273	+0.259	17:23:14.444

Lap	Lap Tm	Diff	Time of Day
(7) GUSTAVO FERREIRA			
1	1:00.331	-	17:15:45.327
2	1:10.121	+9.790	17:16:55.449

Lap	Lap Tm	Diff	Time of Day
3	1:00.783	+0.452	17:17:56.232
4	1:05.061	+4.730	17:19:01.293
5	1:04.112	+3.781	17:20:05.405
6	1:03.458	+3.127	17:21:08.863
7	1:05.680	+5.349	17:22:14.543
8	1:05.004	+4.673	17:23:19.547

Lap	Lap Tm	Diff	Time of Day
(100) GABRIEL MANZATTI			
1	57.523	+1.824	17:15:39.197
2	55.941	+0.242	17:16:35.138
3	57.704	+2.005	17:17:32.842
4	55.699	-	17:18:28.541
5	55.745	+0.046	17:19:24.286
6	56.552	+0.853	17:20:20.838

Jorge Jr.

Paulo Almeida

Orbits 4

www.amb-it.com

www.mylaps.com

ponsored to: Federacao Paranaense de Motociclismo

