



6ª Etapa Paranaense de Motocross


MX1

Prova

Race (25:00 and 2 Laps)

Nova Aurora 0,000 Km

21/09/2014 16:30



Lap	Lap Tm	Diff	Time of Day
(127) ISMAEL ROJAS			
1	1:16.347	+1.732	17:46:08.486
2	1:15.679	+1.064	17:47:24.165
3	1:14.911	+0.296	17:48:39.076
4	1:14.615	-	17:49:53.691
5	1:15.090	+0.475	17:51:08.781
6	1:15.288	+0.673	17:52:24.069
7	1:15.854	+1.239	17:53:39.923
8	1:16.543	+1.928	17:54:56.466
9	1:20.565	+5.950	17:56:17.031
10	1:15.371	+0.756	17:57:32.402
11	1:17.487	+2.872	17:58:49.889
12	1:17.369	+2.754	18:00:07.258
13	1:16.352	+1.737	18:01:23.610
14	1:17.182	+2.567	18:02:40.792
15	1:17.681	+3.066	18:03:58.473
16	1:17.982	+3.367	18:05:16.455
17	1:19.011	+4.396	18:06:35.466
18	1:17.151	+2.536	18:07:52.617
19	1:18.058	+3.443	18:09:10.675
20	1:19.277	+4.662	18:10:29.952
21	1:19.737	+5.122	18:11:49.689

(866) MARCELO MAZIERO			
1	1:16.114	+7.557	17:46:10.305
2	1:15.316	+6.759	17:47:25.621
3	1:14.470	+5.913	17:48:40.091
4	1:16.611	+8.054	17:49:56.702
5	1:15.957	+7.400	17:51:12.659
6	1:16.633	+8.076	17:52:29.292
7	1:16.167	+7.610	17:53:45.459
8	1:16.025	+7.468	17:55:01.484
9	1:18.740	+10.183	17:56:20.224
10	1:16.829	+8.272	17:57:37.053
11	1:17.786	+9.229	17:58:54.839
12	1:18.061	+9.504	18:00:12.900
13	1:19.438	+10.881	18:01:32.338
14	1:17.126	+8.569	18:02:49.464
15	1:18.833	+10.276	18:04:08.297
16	1:18.642	+10.085	18:05:26.939
17	1:17.558	+9.001	18:06:44.497
18	1:18.634	+10.077	18:08:03.131
19	1:18.265	+9.708	18:09:21.396
20	1:08.557	-	18:10:29.953
21	1:28.153	+19.596	18:11:58.106

(700) RODRIGO TABORDA			
1	1:18.516	+1.723	17:46:11.655
2	1:16.793	-	17:47:28.448
3	1:18.152	+1.359	17:48:46.600
4	1:18.192	+1.399	17:50:04.792
5	1:17.532	+0.739	17:51:22.324
6	1:18.400	+1.607	17:52:40.724
7	1:18.355	+1.562	17:53:59.079
8	1:18.633	+1.840	17:55:17.712
9	1:17.966	+1.173	17:56:35.678
10	1:18.259	+1.466	17:57:53.937
11	1:19.798	+3.005	17:59:13.735
12	1:19.142	+2.349	18:00:32.877
13	1:18.580	+1.787	18:01:51.457
14	1:18.372	+1.579	18:03:09.829
15	1:18.900	+2.107	18:04:28.729
16	1:18.186	+1.393	18:05:46.915
17	1:18.793	+2.000	18:07:05.708
18	1:18.459	+1.666	18:08:24.167

19	1:18.991	+2.198	18:09:43.158
20	1:17.903	+1.110	18:11:01.061
21	1:19.284	+2.491	18:12:20.345
(21) WILLIAN GUIMARAES			
1	1:22.785	+5.953	17:46:19.373
2	1:20.004	+3.172	17:47:39.377
3	1:18.248	+1.416	17:48:57.625
4	1:19.219	+2.387	17:50:16.844
5	1:17.990	+1.158	17:51:34.834
6	1:18.112	+1.280	17:52:52.946
7	1:18.281	+1.449	17:54:11.227
8	1:18.755	+1.923	17:55:29.982
9	1:18.384	+1.552	17:56:48.366
10	1:18.776	+1.944	17:58:07.142
11	1:18.033	+1.201	17:59:25.175
12	1:18.448	+1.616	18:00:43.623
13	1:19.073	+2.241	18:02:02.696
14	1:16.832	-	18:03:19.528
15	1:17.032	+0.200	18:04:36.560
16	1:17.603	+0.771	18:05:54.163
17	1:18.141	+1.309	18:07:12.304
18	1:17.656	+0.824	18:08:29.960
19	1:19.005	+2.173	18:09:48.965
20	1:18.613	+1.781	18:11:07.578
21	1:21.514	+4.682	18:12:29.092

(382) FELIPE MENEGAZZO			
1	1:19.600	+1.715	17:46:17.388
2	1:18.373	+0.488	17:47:35.761
3	1:18.280	+0.395	17:48:54.041
4	1:18.437	+0.552	17:50:12.478
5	1:19.028	+1.143	17:51:31.506
6	1:18.569	+0.684	17:52:50.075
7	1:18.492	+0.607	17:54:08.567
8	1:17.992	+0.107	17:55:26.559
9	1:18.306	+0.421	17:56:44.865
10	1:18.755	+0.870	17:58:03.620
11	1:18.376	+0.491	17:59:21.996
12	1:17.885	-	18:00:39.881
13	1:19.260	+1.375	18:01:59.141
14	1:18.169	+0.284	18:03:17.310
15	1:18.341	+0.456	18:04:35.651
16	1:18.137	+0.252	18:05:53.788
17	1:19.211	+1.326	18:07:12.999
18	1:22.226	+4.341	18:08:35.225
19	1:19.849	+1.964	18:09:55.074
20	1:20.556	+2.671	18:11:15.630
21	1:22.791	+4.906	18:12:38.421

(516) MARCELO COSTA DESSUNTI			
1	1:23.303	+2.649	17:46:22.694
2	1:20.996	+0.342	17:47:43.690
3	1:21.741	+1.087	17:49:05.431
4	1:21.129	+0.475	17:50:26.560
5	1:21.441	+0.787	17:51:48.001
6	1:21.989	+1.335	17:53:09.990
7	1:21.349	+0.695	17:54:31.339
8	1:38.083	+17.429	17:56:09.422
9	1:21.032	+0.378	17:57:30.454
10	1:20.784	+0.130	17:58:51.238
11	1:20.834	+0.180	18:00:12.072
12	1:21.306	+0.652	18:01:33.378
13	1:21.170	+0.516	18:02:54.548
14	1:20.654	-	18:04:15.202
15	1:21.343	+0.689	18:05:36.545

16	1:21.531	+0.877	18:06:58.076
17	1:22.390	+1.736	18:08:20.466
18	1:22.399	+1.745	18:09:42.865
19	1:24.184	+3.530	18:11:07.049
20	1:26.480	+5.826	18:12:33.529
(11) VINICIUS THOMAZI			
1	1:22.519	+3.291	17:46:31.119
2	1:19.228	-	17:47:50.347
3	1:20.920	+1.692	17:49:11.267
4	1:19.989	+0.761	17:50:31.256
5	1:20.739	+1.511	17:51:51.995
6	1:20.038	+0.810	17:53:12.033
7	1:20.231	+1.003	17:54:32.264
8	1:30.820	+11.592	17:56:03.084
9	1:22.188	+2.960	17:57:25.272
10	1:22.034	+2.806	17:58:47.306
11	1:22.075	+2.847	18:00:09.381
12	1:21.105	+1.877	18:01:30.486
13	1:22.709	+3.481	18:02:53.195
14	1:21.423	+2.195	18:04:14.618
15	1:21.103	+1.875	18:05:35.721
16	1:21.735	+2.507	18:06:57.456
17	1:24.602	+5.374	18:08:22.058
18	1:25.884	+6.656	18:09:47.942
19	1:24.712	+5.484	18:11:12.654
20	1:30.812	+11.584	18:12:43.466

(98) PAULO EDUARDO ROSSATTO DE OLIVEIRA			
1	1:32.543	+13.484	17:46:32.249
2	1:19.257	+0.198	17:47:51.506
3	1:21.469	+2.410	17:49:12.975
4	1:19.059	-	17:50:32.034
5	1:21.660	+2.601	17:51:53.694
6	1:19.790	+0.731	17:53:13.484
7	1:31.187	+12.128	17:54:44.671
8	1:19.342	+0.283	17:56:04.013
9	1:49.454	+30.395	17:57:53.467
10	1:24.111	+5.052	17:59:17.578
11	1:21.847	+2.788	18:00:39.425
12	1:21.731	+2.672	18:02:01.156
13	1:23.614	+4.555	18:03:24.770
14	1:23.121	+4.062	18:04:47.891
15	1:23.213	+4.154	18:06:11.104
16	1:22.082	+3.023	18:07:33.186
17	1:22.316	+3.257	18:08:55.502
18	1:22.631	+3.572	18:10:18.133
19	1:23.636	+4.577	18:11:41.769
20	1:23.088	+4.029	18:13:04.857


(731) VAGNER LACHI			
1	1:24.295	+2.964	17:46:25.795
2	1:22.923	+1.592	17:47:48.718
3	1:22.413	+1.082	17:49:11.131
4	1:24.885	+3.554	17:50:36.016
5	1:21.882	+0.551	17:51:57.898
6	1:21.517	+0.186	17:53:19.415
7	1:38.425	+17.094	17:54:57.840
8	1:25.544	+4.213	17:56:23.384
9	1:24.841	+3.510	17:57:48.225
10	1:24.307	+2.976	17:59:12.532
11	1:24.410	+3.079	18:00:36.942
12	1:28.241	+6.910	18:02:05.183
13	1:24.000	+2.669	18:03:29.183
14	1:23.275	+1.944	18:04:52.458
15	1:23.884	+2.553	18:06:16.342

Leonardo Rosa
Cristiano Cardoso

Orbits 4

www.amb-it.com
www.mylaps.com

nsensado to: Federacao Paranaense de Motociclismo



6ª Etapa Paranaense de Motocross


MX1

Nova Aurora 0,000 Km

Prova

21/09/2014 16:30

Race (25:00 and 2 Laps)



Lap	Lap Tm	Diff	Time of Day
16	1:24.095	+2.764	18:07:40.437
17	1:22.884	+1.553	18:09:03.321
18	1:21.331	-	18:10:24.652
19	1:21.755	+0.424	18:11:46.407
20	1:23.961	+2.630	18:13:10.368

(321) TIAGO GARCIA

Lap	Lap Tm	Diff	Time of Day
1	1:22.874	+1.019	17:46:23.457
2	1:22.966	+1.111	17:47:46.423
3	1:22.374	+0.519	17:49:08.797
4	1:21.855	-	17:50:30.652
5	1:22.553	+0.698	17:51:53.205
6	1:24.347	+2.492	17:53:17.552
7	1:24.053	+2.198	17:54:41.605
8	1:24.477	+2.622	17:56:06.082
9	1:23.483	+1.628	17:57:29.565
10	1:24.663	+2.808	17:58:54.228
11	1:25.285	+3.430	18:00:19.513
12	1:24.566	+2.711	18:01:44.079
13	1:27.564	+5.709	18:03:11.643
14	1:28.996	+7.141	18:04:40.639
15	1:25.515	+3.660	18:06:06.154
16	1:25.011	+3.156	18:07:31.165
17	1:25.754	+3.899	18:08:56.919
18	1:24.507	+2.652	18:10:21.426
19	1:24.739	+2.884	18:11:46.165
20	1:27.173	+5.318	18:13:13.338

(777) JULIANO FONTANA

Lap	Lap Tm	Diff	Time of Day
1	1:29.579	-	17:46:33.808
2	1:29.982	+0.403	17:48:03.790
3	1:31.764	+2.185	17:49:35.554
4	1:31.693	+2.114	17:51:07.247
5	1:32.171	+2.592	17:52:39.418
6	1:36.032	+6.453	17:54:15.450
7	1:34.112	+4.533	17:55:49.562
8	1:32.705	+3.126	17:57:22.267
9	1:38.161	+8.582	17:59:00.428
10	1:32.802	+3.223	18:00:33.230
11	1:36.417	+6.838	18:02:09.647
12	1:32.952	+3.373	18:03:42.599
13	1:32.442	+2.863	18:05:15.041
14	1:35.371	+5.792	18:06:50.412
15	1:35.919	+6.340	18:08:26.331
16	1:34.797	+5.218	18:10:01.128
17	1:33.580	+4.001	18:11:34.708
18	1:32.737	+3.158	18:13:07.445

Lap Lap Tm Diff Time of Day

Lap Lap Tm Diff Time of Day



6ª Etapa Paranaense de Motocross

MX2

Nova Aurora 0,000 Km

Prova

21/09/2014 15:00

Race (20:00 and 2 Laps)

Lap	Lap Tm	Diff	Time of Day
(127) ISMAEL ROJAS			
1	1:21.153	+1.509	15:33:12.752
2	1:20.749	+1.105	15:34:33.501
3	1:19.956	+0.312	15:35:53.457
4	1:20.097	+0.453	15:37:13.554
5	1:20.720	+1.076	15:38:34.274
6	1:21.260	+1.616	15:39:55.534
7	1:23.159	+3.515	15:41:18.693
8	1:20.943	+1.299	15:42:39.636
9	1:21.946	+2.302	15:44:01.582
10	1:21.908	+2.264	15:45:23.490
11	1:21.152	+1.508	15:46:44.642
12	1:21.666	+2.022	15:48:06.308
13	1:21.954	+2.310	15:49:28.262
14	1:19.644	-	15:50:47.906
15	1:21.368	+1.724	15:52:09.274
16	1:23.638	+3.994	15:53:32.912

Lap	Lap Tm	Diff	Time of Day
(98) PAULO EDUARDO ROSSATTO DE OLIVEIRA			
1	1:22.926	+2.223	15:33:18.475
2	1:21.780	+1.077	15:34:40.255
3	1:22.282	+1.579	15:36:02.537
4	1:21.850	+1.147	15:37:24.387
5	1:22.237	+1.534	15:38:46.624
6	1:22.333	+1.630	15:40:08.957
7	1:22.374	+1.671	15:41:31.331
8	1:21.379	+0.676	15:42:52.710
9	1:21.220	+0.517	15:44:13.930
10	1:20.703	-	15:45:34.633
11	1:20.962	+0.259	15:46:55.595
12	1:21.143	+0.440	15:48:16.738
13	1:21.439	+0.736	15:49:38.177
14	1:23.437	+2.734	15:51:01.614
15	1:26.147	+5.444	15:52:27.761
16	1:28.667	+7.964	15:53:56.428

Lap	Lap Tm	Diff	Time of Day
(700) RODRIGO TABORDA			
1	1:22.008	+1.493	15:33:18.175
2	1:35.688	+15.173	15:34:53.863
3	1:22.033	+1.518	15:36:15.896
4	1:20.515	-	15:37:36.411
5	1:20.534	+0.019	15:38:56.945
6	1:21.373	+0.858	15:40:18.318
7	1:22.704	+2.189	15:41:41.022
8	1:22.092	+1.577	15:43:03.114
9	1:22.961	+2.446	15:44:26.075
10	1:22.368	+1.853	15:45:48.443
11	1:22.488	+1.973	15:47:10.931
12	1:23.381	+2.866	15:48:34.312
13	1:23.586	+3.071	15:49:57.898
14	1:23.581	+3.066	15:51:21.479
15	1:24.073	+3.558	15:52:45.552
16	1:25.390	+4.875	15:54:10.942

Lap	Lap Tm	Diff	Time of Day
(771) LUCAS CARNEIRO PIRES			
1	1:25.419	+3.331	15:33:24.081
2	1:22.222	+0.134	15:34:46.303
3	1:22.762	+0.674	15:36:09.065
4	1:22.088	-	15:37:31.153
5	1:23.052	+0.964	15:38:54.205
6	1:23.831	+1.743	15:40:18.036
7	1:23.974	+1.886	15:41:42.010
8	1:23.771	+1.683	15:43:05.781
9	1:24.266	+2.178	15:44:30.047
10	1:23.702	+1.614	15:45:53.749

Lap	Lap Tm	Diff	Time of Day
11	1:25.019	+2.931	15:47:18.768
12	1:25.399	+3.311	15:48:44.167
13	1:23.401	+1.313	15:50:07.568
14	1:24.172	+2.084	15:51:31.740
15	1:23.624	+1.536	15:52:55.364
16	1:24.510	+2.422	15:54:19.874

Lap	Lap Tm	Diff	Time of Day
(516) MARCELO COSTA DESSUNTI			
1	1:24.112	+1.392	15:33:17.788
2	1:24.681	+1.961	15:34:42.469
3	1:23.813	+1.093	15:36:06.282
4	1:22.720	-	15:37:29.002
5	1:23.579	+0.859	15:38:52.581
6	1:23.059	+0.339	15:40:15.640
7	1:24.723	+2.003	15:41:40.363
8	1:25.729	+3.009	15:43:06.092
9	1:24.776	+2.056	15:44:30.868
10	1:23.844	+1.124	15:45:54.712
11	1:24.012	+1.292	15:47:18.724
12	1:25.145	+2.425	15:48:43.869
13	1:24.508	+1.788	15:50:08.377
14	1:24.633	+1.913	15:51:33.010
15	1:23.096	+0.376	15:52:56.106
16	1:23.897	+1.177	15:54:20.003

Lap	Lap Tm	Diff	Time of Day
(97) VINICIUS MUNIZ MACARINI			
1	1:28.041	+5.526	15:33:26.411
2	1:24.900	+2.385	15:34:51.311
3	1:24.469	+1.954	15:36:15.780
4	1:24.542	+2.027	15:37:40.322
5	1:25.556	+3.041	15:39:05.878
6	1:24.937	+2.422	15:40:30.815
7	1:24.796	+2.281	15:41:55.611
8	1:23.786	+1.271	15:43:19.397
9	1:22.966	+0.451	15:44:42.363
10	1:23.876	+1.361	15:46:06.239
11	1:22.515	-	15:47:28.754
12	1:23.863	+1.348	15:48:52.617
13	1:24.285	+1.770	15:50:16.902
14	1:24.323	+1.808	15:51:41.225
15	1:23.592	+1.077	15:53:04.817
16	1:26.280	+3.765	15:54:31.097

Lap	Lap Tm	Diff	Time of Day
(499) ANDRE FONSECA			
1	1:24.578	+1.464	15:33:21.141
2	1:26.319	+3.205	15:34:47.460
3	1:24.730	+1.616	15:36:12.190
4	1:24.092	+0.978	15:37:36.282
5	1:24.272	+1.158	15:39:00.554
6	1:23.114	-	15:40:23.668
7	1:23.688	+0.574	15:41:47.356
8	1:24.610	+1.496	15:43:11.966
9	1:24.627	+1.513	15:44:36.593
10	1:24.489	+1.375	15:46:01.082
11	1:24.407	+1.293	15:47:25.489
12	1:26.784	+3.670	15:48:52.273
13	1:24.533	+1.419	15:50:16.806
14	1:24.573	+1.459	15:51:41.379
15	1:27.263	+4.149	15:53:08.642
16	1:24.865	+1.751	15:54:33.507

Lap	Lap Tm	Diff	Time of Day
(989) EMERSON MOSCHEN			
1	1:27.258	+4.271	15:33:29.303
2	1:25.991	+3.004	15:34:55.294
3	1:24.102	+1.115	15:36:19.396
4	1:26.148	+3.161	15:37:45.544

Lap	Lap Tm	Diff	Time of Day
5	1:22.987	-	15:39:08.531
6	1:25.197	+2.210	15:40:33.728
7	1:23.302	+0.315	15:41:57.030
8	1:25.897	+2.910	15:43:22.927
9	1:24.220	+1.233	15:44:47.147
10	1:24.788	+1.801	15:46:11.935
11	1:23.092	+0.105	15:47:35.027
12	1:23.279	+0.292	15:48:58.306
13	1:24.232	+1.245	15:50:22.538
14	1:23.602	+0.615	15:51:46.140
15	1:23.096	+0.109	15:53:09.236
16	1:24.861	+1.874	15:54:34.097

Lap	Lap Tm	Diff	Time of Day
(12) YURI SCHAUOKOSKI			
1	1:27.630	+5.547	15:33:27.533
2	1:25.530	+3.447	15:34:53.063
3	1:24.840	+2.757	15:36:17.903
4	1:24.394	+2.311	15:37:42.297
5	1:24.028	+1.945	15:39:06.325
6	1:28.414	+6.331	15:40:34.739
7	1:23.619	+1.536	15:41:58.358
8	1:22.222	+0.139	15:43:20.580
9	1:24.280	+2.197	15:44:44.860
10	1:25.581	+3.498	15:46:10.441
11	1:23.768	+1.685	15:47:34.209
12	1:22.083	-	15:48:56.292
13	1:26.916	+4.833	15:50:23.208
14	1:25.113	+3.030	15:51:48.321
15	1:25.792	+3.709	15:53:14.113
16	1:32.030	+9.947	15:54:46.143

Lap	Lap Tm	Diff	Time of Day
(932) MAURITI JUNIOR			
1	1:39.352	+14.657	15:33:37.252
2	1:24.884	+0.189	15:35:02.136
3	1:24.799	+0.104	15:36:26.935
4	1:24.695	-	15:37:51.630
5	1:25.259	+0.564	15:39:16.889
6	1:25.867	+1.172	15:40:42.756
7	1:26.388	+1.693	15:42:09.144
8	1:26.310	+1.615	15:43:35.454
9	1:26.429	+1.734	15:45:01.883
10	1:25.276	+0.581	15:46:27.159
11	1:26.820	+2.125	15:47:53.979
12	1:26.921	+2.226	15:49:20.900
13	1:26.809	+2.114	15:50:47.709
14	1:25.625	+0.930	15:52:13.334
15	1:25.681	+0.986	15:53:39.015

Lap	Lap Tm	Diff	Time of Day
(11) VINICIUS THOMAZI			
1	1:26.941	+3.596	15:33:25.914
2	1:24.395	+1.050	15:34:50.309
3	1:24.219	+0.874	15:36:14.528
4	1:24.538	+1.193	15:37:39.066
5	1:23.345	-	15:39:02.411
6	1:23.990	+0.645	15:40:26.401
7	1:24.643	+1.298	15:41:51.044
8	1:24.297	+0.952	15:43:15.341
9	1:24.126	+0.781	15:44:39.467
10	1:24.265	+0.920	15:46:03.732
11	1:24.231	+0.886	15:47:27.963
12	1:26.445	+3.100	15:48:54.408
13	1:26.480	+3.135	15:50:20.888
14	1:43.572	+20.227	15:52:04.460
15	1:39.024	+15.679	15:53:43.484

Lap	Lap Tm	Diff	Time of Day
(321) TIAGO GARCIA			

Leonardo Rosa
Cristiano Cardoso

Orbits 4

www.amb-it.com
www.mylaps.com

ensed to: Federacao Paranaense de Motociclismo



6ª Etapa Paranaense de Motocross

MX2 Prova Race (20:00 and 2 Laps)	Nova Aurora 0,000 Km 21/09/2014 15:00
--	--

Lap	Lap Tm	Diff	Time of Day
1	1:27.983	+3.336	15:33:30.297
2	1:25.814	+1.167	15:34:56.111
3	1:24.647	-	15:36:20.758
4	1:26.998	+2.351	15:37:47.756
5	1:25.783	+1.136	15:39:13.539
6	1:29.097	+4.450	15:40:42.636
7	1:28.352	+3.705	15:42:10.988
8	1:25.766	+1.119	15:43:36.754
9	1:25.992	+1.345	15:45:02.746
10	1:26.047	+1.400	15:46:28.793
11	1:28.798	+4.151	15:47:57.591
12	1:27.696	+3.049	15:49:25.287
13	1:28.166	+3.519	15:50:53.453
14	1:31.170	+6.523	15:52:24.623
15	1:34.246	+9.599	15:53:58.869

(316) GUILHERME MAJEWSKI PINHEIRO

Lap	Lap Tm	Diff	Time of Day
1	1:30.526	+5.429	15:33:31.549
2	1:27.268	+2.171	15:34:58.817
3	1:25.676	+0.579	15:36:24.493
4	1:26.522	+1.425	15:37:51.015
5	1:27.379	+2.282	15:39:18.394
6	1:29.320	+4.223	15:40:47.714
7	1:27.792	+2.695	15:42:15.506
8	1:27.537	+2.440	15:43:43.043
9	1:27.252	+2.155	15:45:10.295
10	1:25.097	-	15:46:35.392
11	1:26.625	+1.528	15:48:02.017
12	1:28.378	+3.281	15:49:30.395
13	1:28.717	+3.620	15:50:59.112
14	1:40.081	+14.984	15:52:39.193
15	1:37.913	+12.816	15:54:17.106

(994) PAULO HENRIQUE SILVA

Lap	Lap Tm	Diff	Time of Day
1	1:24.990	+2.932	15:33:26.567
2	1:25.544	+3.486	15:34:52.111
3	1:24.983	+2.925	15:36:17.094
4	1:23.742	+1.684	15:37:40.836
5	1:22.058	-	15:39:02.894

Lap	Lap Tm	Diff	Time of Day
-----	--------	------	-------------

Lap	Lap Tm	Diff	Time of Day
-----	--------	------	-------------

Leonardo Rosa Orbits 4

Cristiano Cardoso www.amb-it.com
www.mylaps.com

Organized by: Federação Paranaense de Motociclismo

6ª Etapa Paranaense de Motocross

MX3

Nova Aurora 0,000 Km

Prova

21/09/2014 13:30

Race (15:00 and 2 Laps)

Lap	Lap Tm	Diff	Time of Day
-----	--------	------	-------------

(21) WILLIAN GUIMARAES

1	1:21.492	+0.099	14:01:35.420
2	1:21.718	+0.325	14:02:57.138
3	1:21.393	-	14:04:18.531
4	1:22.084	+0.691	14:05:40.615
5	1:22.916	+1.523	14:07:03.531
6	1:23.009	+1.616	14:08:26.540
7	1:25.605	+4.212	14:09:52.145
8	1:25.352	+3.959	14:11:17.497
9	1:24.111	+2.718	14:12:41.608
10	1:24.277	+2.884	14:14:05.885
11	1:27.842	+6.449	14:15:33.727
12	1:27.203	+5.810	14:17:00.930

(731) VAGNER LACHI

1	1:24.746	+0.856	14:01:42.792
2	1:24.500	+0.610	14:03:07.292
3	1:23.890	-	14:04:31.182
4	1:24.726	+0.836	14:05:55.908
5	1:24.670	+0.780	14:07:20.578
6	1:24.821	+0.931	14:08:45.399
7	1:24.248	+0.358	14:10:09.647
8	1:24.274	+0.384	14:11:33.921
9	1:25.210	+1.320	14:12:59.131
10	1:25.150	+1.260	14:14:24.281
11	1:26.549	+2.659	14:15:50.830
12	1:28.110	+4.220	14:17:18.940

(6) ANDREI MAROSO

1	1:25.423	+1.470	14:01:45.616
2	1:25.703	+1.750	14:03:11.319
3	1:24.862	+0.909	14:04:36.181
4	1:23.953	-	14:06:00.134
5	1:25.691	+1.738	14:07:25.825
6	1:24.308	+0.355	14:08:50.133
7	1:25.251	+1.298	14:10:15.384
8	1:26.094	+2.141	14:11:41.478
9	1:26.373	+2.420	14:13:07.851
10	1:27.121	+3.168	14:14:34.972
11	1:26.311	+2.358	14:16:01.283
12	1:25.831	+1.878	14:17:27.114

(9) OLAVIO CARPINSKI (NECO)

1	1:25.978	+2.548	14:01:48.601
2	1:24.399	+0.969	14:03:13.000
3	1:25.476	+2.046	14:04:38.476
4	1:23.430	-	14:06:01.906
5	1:25.625	+2.195	14:07:27.531
6	1:23.605	+0.175	14:08:51.136
7	1:24.302	+0.872	14:10:15.438
8	1:26.282	+2.852	14:11:41.720
9	1:27.926	+4.496	14:13:09.646
10	1:27.814	+4.384	14:14:37.460
11	1:25.350	+1.920	14:16:02.810
12	1:24.332	+0.902	14:17:27.142

(702) THELL ADUR

1	1:30.056	+4.639	14:01:49.622
2	1:28.226	+2.809	14:03:17.848
3	1:28.791	+3.374	14:04:46.639
4	1:29.427	+4.010	14:06:16.066
5	1:28.518	+3.101	14:07:44.584
6	1:27.693	+2.276	14:09:12.277
7	1:28.022	+2.605	14:10:40.299
8	1:27.637	+2.220	14:12:07.936

Lap	Lap Tm	Diff	Time of Day
-----	--------	------	-------------

(713) MARCOS CEZAR BENETATTI

1	1:29.237	+2.362	14:01:52.345
2	1:26.910	+0.035	14:03:19.255
3	1:28.562	+1.687	14:04:47.817
4	1:26.875	-	14:06:14.692
5	1:28.643	+1.768	14:07:43.335
6	1:27.644	+0.769	14:09:10.979
7	1:27.493	+0.618	14:10:38.472
8	1:27.099	+0.224	14:12:05.571
9	1:26.888	+0.013	14:13:32.459
10	1:27.832	+0.957	14:15:00.291
11	1:27.533	+0.658	14:16:27.824
12	1:33.844	+6.969	14:18:01.668

(372) JOAO PAULO MONTEIRO

1	1:31.467	+3.897	14:01:59.955
2	1:31.901	+4.331	14:03:31.856
3	1:28.167	+0.597	14:05:00.023
4	1:27.649	+0.079	14:06:27.672
5	1:28.700	+1.130	14:07:56.372
6	1:28.544	+0.974	14:09:24.916
7	1:27.570	-	14:10:52.486
8	1:27.817	+0.247	14:12:20.303
9	1:28.732	+1.162	14:13:49.035
10	1:28.048	+0.478	14:15:17.083
11	1:30.161	+2.591	14:16:47.244
12	1:31.498	+3.928	14:18:18.742

(41) ADILSON SZLACHTA

1	1:25.354	+1.621	14:01:41.352
2	1:25.012	+1.279	14:03:06.364
3	1:23.791	+0.058	14:04:30.155
4	1:23.733	-	14:05:53.888
5	2:35.193	+11.460	14:08:29.081
6	1:25.749	+2.016	14:09:54.830
7	1:26.396	+2.663	14:11:21.226
8	1:27.957	+4.224	14:12:49.183
9	1:25.770	+2.037	14:14:14.953
10	1:27.279	+3.546	14:15:42.232
11	1:30.067	+6.334	14:17:12.299

(777) JULIANO FONTANA

1	1:30.549	-	14:01:55.314
2	1:32.468	+1.919	14:03:27.782
3	1:31.491	+0.942	14:04:59.273
4	1:31.204	+0.655	14:06:30.477
5	1:32.372	+1.823	14:08:02.849
6	1:32.289	+1.740	14:09:35.138
7	1:34.085	+3.536	14:11:09.223
8	1:31.256	+0.707	14:12:40.479
9	1:36.846	+6.297	14:14:17.325
10	1:32.534	+1.985	14:15:49.859
11	1:32.383	+1.834	14:17:22.242

(52) EBER RONADES ROQUE

1	1:29.603	+1.361	14:01:50.708
2	1:28.242	-	14:03:18.950
3	1:30.787	+2.545	14:04:49.737
4	1:32.487	+4.245	14:06:22.224
5	1:33.686	+5.444	14:07:55.910
6	1:34.709	+6.467	14:09:30.619

Lap	Lap Tm	Diff	Time of Day
-----	--------	------	-------------

(69) ANDRINEY FERREIRA LOPES

1	1:36.887	+4.760	14:02:09.007
2	1:33.670	+1.543	14:03:42.677
3	1:32.127	-	14:05:14.804
4	1:32.327	+0.200	14:06:47.131
5	1:32.746	+0.619	14:08:19.877
6	1:34.623	+2.496	14:09:54.500
7	1:33.710	+1.583	14:11:28.210
8	1:35.037	+2.910	14:13:03.247
9	1:33.805	+1.678	14:14:37.052
10	1:33.200	+1.073	14:16:10.252
11	1:34.224	+2.097	14:17:44.476

(213) PABLO MENDES VILHALBA

1	2:30.702	+54.641	14:03:09.432
2	1:42.513	+6.452	14:04:51.945
3	1:36.650	+0.589	14:06:28.595
4	1:37.511	+1.450	14:08:06.106
5	1:37.555	+1.494	14:09:43.661
6	1:37.120	+1.059	14:11:20.781
7	1:37.177	+1.116	14:12:57.958
8	1:36.061	-	14:14:34.019
9	1:41.989	+5.928	14:16:16.008
10	1:43.324	+7.263	14:17:59.332

(44) JUAREZ DE MELLO

1	1:35.540	+3.760	14:02:05.878
2	1:33.416	+1.636	14:03:39.294
3	1:31.780	-	14:05:11.074
4	1:32.186	+0.406	14:06:43.260
5	1:36.572	+4.792	14:08:19.832
6	3:15.334	+1:43.554	14:11:35.166
7	1:40.024	+8.244	14:13:15.190
8	1:35.635	+3.855	14:14:50.825
9	1:48.355	+16.575	14:16:39.180
10	1:35.019	+3.239	14:18:14.199

(71) IRINEU SERENISKI

1	1:32.295	+2.708	14:01:59.510
2	1:33.616	+4.029	14:03:33.126
3	1:30.375	+0.788	14:05:03.501
4	1:29.772	+0.185	14:06:33.273
5	1:32.484	+2.897	14:08:05.757
6	1:29.587	-	14:09:35.344
7	1:31.036	+1.449	14:11:06.380

(79) EDILSON BERTA

1	1:32.727	+0.804	14:01:59.038
2	1:31.923	-	14:03:30.961
3	1:34.723	+2.800	14:05:05.684

Leonardo Rosa

Orbits 4

Cristiano Cardoso

www.amb-it.com

www.mylaps.com

ponsored to: Federacao Paranaense de Motociclismo

6ª Etapa Paranaense de Motocross


MX4

Prova

Race (15:00 and 2 Laps)

Nova Aurora 0,000 Km

21/09/2014 12:37



Lap	Lap Tm	Diff	Time of Day
(21) WILLIAN GUIMARAES			
1	1:23.037	+0.601	12:32:21.234
2	1:22.436	-	12:33:43.670
3	1:23.493	+1.057	12:35:07.163
4	1:24.241	+1.805	12:36:31.404
5	1:24.418	+1.982	12:37:55.822
6	1:23.622	+1.186	12:39:19.444
7	1:23.547	+1.111	12:40:42.991
8	1:24.119	+1.683	12:42:07.110
9	1:25.761	+3.325	12:43:32.871
10	1:26.194	+3.758	12:44:59.065
11	1:24.722	+2.286	12:46:23.787
12	1:25.106	+2.670	12:47:48.893

(9) OLAVIO CARPINSKI (NECO)			
1	1:29.533	+3.941	12:32:36.115
2	1:26.567	+0.975	12:34:02.682
3	1:26.887	+1.295	12:35:29.569
4	1:27.251	+1.659	12:36:56.820
5	1:27.252	+1.660	12:38:24.072
6	1:25.892	+0.300	12:39:49.964
7	1:27.225	+1.633	12:41:17.189
8	1:26.306	+0.714	12:42:43.495
9	1:28.124	+2.532	12:44:11.619
10	1:25.592	-	12:45:37.211
11	1:27.165	+1.573	12:47:04.376
12	1:32.013	+6.421	12:48:36.389

(41) ADILSON SZLACHTA			
1	1:29.127	+4.088	12:32:48.431
2	1:26.777	+1.738	12:34:15.208
3	1:25.818	+0.779	12:35:41.026
4	1:25.565	+0.526	12:37:06.591
5	1:26.101	+1.062	12:38:32.692
6	1:25.039	-	12:39:57.731
7	1:26.956	+1.917	12:41:24.687
8	1:26.778	+1.739	12:42:51.465
9	1:25.417	+0.378	12:44:16.882
10	1:27.326	+2.287	12:45:44.208
11	1:27.284	+2.245	12:47:11.492
12	1:34.786	+9.747	12:48:46.278

(101) CLAUDINEI AVILA			
1	1:29.487	+1.225	12:32:35.481
2	1:30.549	+2.287	12:34:06.030
3	1:29.672	+1.410	12:35:35.702
4	1:30.219	+1.957	12:37:05.921
5	1:29.183	+0.921	12:38:35.104
6	1:28.262	-	12:40:03.366
7	1:28.655	+0.393	12:41:32.021
8	1:29.430	+1.168	12:43:01.451
9	1:28.884	+0.622	12:44:30.335
10	1:30.160	+1.898	12:46:00.495
11	1:32.754	+4.492	12:47:33.249
12	1:35.117	+6.855	12:49:08.366

(5) ANTONIO BERROCAL			
1	1:32.385	+3.481	12:32:37.978
2	1:29.738	+0.834	12:34:07.716
3	1:28.904	-	12:35:36.620
4	1:29.355	+0.451	12:37:05.975
5	1:32.608	+3.704	12:38:38.583
6	1:31.160	+2.256	12:40:09.743
7	1:31.034	+2.130	12:41:40.777
8	1:32.590	+3.686	12:43:13.367

Lap	Lap Tm	Diff	Time of Day
9	1:31.778	+2.874	12:44:45.145
10	1:32.006	+3.102	12:46:17.151
11	1:34.713	+5.809	12:47:51.864
(71) IRINEU SERENISKI			
1	1:34.797	+4.415	12:32:47.450
2	1:31.463	+1.081	12:34:18.913
3	1:31.259	+0.877	12:35:50.172
4	1:31.662	+1.280	12:37:21.834
5	1:30.927	+0.545	12:38:52.761
6	1:31.097	+0.715	12:40:23.858
7	1:30.382	-	12:41:54.240
8	1:30.430	+0.048	12:43:24.670
9	1:33.682	+3.300	12:44:58.352
10	1:31.842	+1.460	12:46:30.194
11	1:32.532	+2.150	12:48:02.726

(713) MARCOS CEZAR BENETATTI			
1	1:36.116	+8.083	12:33:16.875
2	1:31.045	+3.012	12:34:47.920
3	1:33.641	+5.608	12:36:21.561
4	1:31.246	+3.213	12:37:52.807
5	1:31.290	+3.257	12:39:24.097
6	1:31.230	+3.197	12:40:55.327
7	1:30.902	+2.869	12:42:26.229
8	1:29.843	+1.810	12:43:56.072
9	1:29.419	+1.386	12:45:25.491
10	1:28.033	-	12:46:53.524
11	1:31.498	+3.465	12:48:25.022

(24) CERSAR MOCELIN			
1	1:33.270	+3.585	12:32:58.197
2	1:29.793	+0.108	12:34:27.990
3	1:31.328	+1.643	12:35:59.318
4	1:29.685	-	12:37:29.003
5	1:30.934	+1.249	12:38:59.937
6	1:32.878	+3.193	12:40:32.815
7	1:33.362	+3.677	12:42:06.177
8	1:36.922	+7.237	12:43:43.099
9	1:35.002	+5.317	12:45:18.101
10	1:34.765	+5.080	12:46:52.866
11	1:35.497	+5.812	12:48:28.363

(8) SIDNEY SCHAUKOSKI			
1	1:38.308	+2.363	12:32:49.375
2	1:37.980	+2.035	12:34:27.355
3	1:38.671	+2.726	12:36:06.026
4	1:40.062	+4.117	12:37:46.088
5	1:36.406	+0.461	12:39:22.494
6	1:36.582	+0.637	12:40:59.076
7	1:35.945	-	12:42:35.021
8	1:38.319	+2.374	12:44:13.340
9	1:36.834	+0.889	12:45:50.174
10	1:39.768	+3.823	12:47:29.942
11	1:47.786	+11.841	12:49:17.728

(34) "SIDNEY ""QUIK"" SARTORI"			
1	1:35.947	+3.853	12:32:46.665
2	1:36.427	+4.333	12:34:23.092
3	1:36.849	+4.755	12:35:59.941
4	1:34.413	+2.319	12:37:34.354
5	1:34.194	+2.100	12:39:08.548
6	1:32.094	-	12:40:40.642
7	1:35.765	+3.671	12:42:16.407
8	1:33.405	+1.311	12:43:49.812
9	1:33.407	+1.313	12:45:23.219

Lap	Lap Tm	Diff	Time of Day
10	1:32.556	+0.462	12:46:55.775
11	3:30.693	+1:58.599	12:50:26.468

(188) AMARILDO STOCKER			
1	1:41.911	+0.885	12:32:57.882
2	1:43.592	+2.566	12:34:41.474
3	1:41.026	-	12:36:22.500
4	1:43.255	+2.229	12:38:05.755
5	1:43.126	+2.100	12:39:48.881
6	1:44.793	+3.767	12:41:33.674
7	1:44.360	+3.334	12:43:18.034
8	1:44.480	+3.454	12:45:02.514
9	1:44.027	+3.001	12:46:46.541
10	1:42.993	+1.967	12:48:29.534

(508) JOSIAS BENASSE GRIJO BENASSE			
1	1:35.490	+3.491	12:34:30.859
2	1:36.275	+4.276	12:36:07.134
3	1:33.227	+1.228	12:37:40.361
4	1:31.999	-	12:39:12.360
5	1:32.523	+0.524	12:40:44.883
6	1:32.854	+0.855	12:42:17.737
7	1:34.814	+2.815	12:43:52.551
8	1:36.787	+4.788	12:45:29.338
9	1:35.873	+3.874	12:47:05.211
10	1:38.844	+6.845	12:48:44.055

(759) GENESIO FERREIRA			
1	1:40.116	+0.622	12:32:57.805
2	1:41.358	+1.864	12:34:39.163
3	1:39.494	-	12:36:18.657
4	1:41.075	+1.581	12:37:59.732
5	1:40.961	+1.467	12:39:40.693
6	1:41.564	+2.070	12:41:22.257
7	1:48.110	+8.616	12:43:10.367
8	1:48.695	+9.201	12:44:59.062
9	1:52.945	+13.451	12:46:52.007
10	1:54.873	+15.379	12:48:46.880

Leonardo Rosa
Cristiano Cardoso

Orbits 4

www.amb-it.com
www.mylaps.com

ensed to: **Federacao Paranaense de Motociclismo**



6ª Etapa Paranaense de Motocross

65cc

Nova Aurora 0,000 Km

Prova

21/09/2014 13:00

Race (15:00 and 2 Laps)

Lap	Lap Tm	Diff	Time of Day
(88) PABLO EMILIO OLMEDO			
1	1:32.100	+3.395	13:25:17.376
2	1:30.274	+1.569	13:26:47.650
3	1:29.881	+1.176	13:28:17.531
4	1:45.884	+17.179	13:30:03.415
5	1:30.345	+1.640	13:31:33.760
6	1:28.705	-	13:33:02.465
7	1:30.857	+2.152	13:34:33.322
8	1:30.364	+1.659	13:36:03.686
9	1:31.121	+2.416	13:37:34.807
10	1:31.110	+2.405	13:39:05.917
11	1:32.571	+3.866	13:40:38.488

Lap	Lap Tm	Diff	Time of Day
(19) LUCAS DISEL			
1	1:44.876	+14.871	13:25:28.599
2	1:34.203	+4.198	13:27:02.802
3	1:32.927	+2.922	13:28:35.729
4	1:32.127	+2.122	13:30:07.856
5	1:31.990	+1.985	13:31:39.846
6	1:30.005	-	13:33:09.851
7	1:30.317	+0.312	13:34:40.168
8	1:31.677	+1.672	13:36:11.845
9	1:30.265	+0.260	13:37:42.110
10	1:30.095	+0.090	13:39:12.205
11	1:32.589	+2.584	13:40:44.794

Lap	Lap Tm	Diff	Time of Day
(101) RHUANN AVILA			
1	1:34.814	+2.521	13:25:22.982
2	1:35.410	+3.117	13:26:58.392
3	1:35.151	+2.858	13:28:33.543
4	1:33.755	+1.462	13:30:07.298
5	1:35.303	+3.010	13:31:42.601
6	1:32.293	-	13:33:14.894
7	1:33.132	+0.839	13:34:48.026
8	1:33.439	+1.146	13:36:21.465
9	1:34.591	+2.298	13:37:56.056
10	1:33.237	+0.944	13:39:29.293
11	1:35.017	+2.724	13:41:04.310

Lap	Lap Tm	Diff	Time of Day
(59) MATHEUS FAVERO E SILVA			
1	1:32.073	+3.707	13:25:16.327
2	1:29.858	+1.492	13:26:46.185
3	1:29.546	+1.180	13:28:15.731
4	2:02.056	+33.690	13:30:17.787
5	1:53.244	+24.878	13:32:11.031
6	1:28.366	-	13:33:39.397
7	1:30.549	+2.183	13:35:09.946
8	1:29.261	+0.895	13:36:39.207
9	1:30.534	+2.168	13:38:09.741
10	1:30.401	+2.035	13:39:40.142
11	1:28.642	+0.276	13:41:08.784

Lap	Lap Tm	Diff	Time of Day
(72) KAUAN KUHN			
1	1:49.232	+5.773	13:25:46.818
2	1:46.895	+3.436	13:27:33.713
3	1:46.421	+2.962	13:29:20.134
4	1:45.769	+2.310	13:31:05.903
5	1:45.260	+1.801	13:32:51.163
6	1:44.497	+1.038	13:34:35.660
7	1:46.145	+2.686	13:36:21.805
8	1:47.700	+4.241	13:38:09.505
9	1:45.472	+2.013	13:39:54.977
10	1:43.459	-	13:41:38.436

Lap	Lap Tm	Diff	Time of Day
(119) KAUA FONTE LIMA			

Lap	Lap Tm	Diff	Time of Day
1	1:50.229	+6.051	13:25:45.165
2	1:47.445	+3.267	13:27:32.610
3	1:45.964	+1.786	13:29:18.574
4	1:46.538	+2.360	13:31:05.112
5	1:45.628	+1.450	13:32:50.740
6	1:44.178	-	13:34:34.918
7	1:46.371	+2.193	13:36:21.289
8	1:47.417	+3.239	13:38:08.706
9	1:45.757	+1.579	13:39:54.463
10	1:44.851	+0.673	13:41:39.314

Lap	Lap Tm	Diff	Time of Day
(189) JOAO RICARDO BORTOLUZZI DE ALBUQUERQUE			
1	1:59.361	+8.146	13:26:07.188
2	1:54.750	+3.535	13:28:01.938
3	1:56.785	+5.570	13:29:58.723
4	1:57.713	+6.498	13:31:56.436
5	1:56.515	+5.300	13:33:52.951
6	1:53.953	+2.738	13:35:46.904
7	1:59.887	+8.672	13:37:46.791
8	1:54.720	+3.505	13:39:41.511
9	1:51.215	-	13:41:32.726

Lap	Lap Tm	Diff	Time of Day
(100) RYAN ADRIAN VIDAL PINHEIRO			
1	2:06.209	+3.839	13:26:12.831
2	2:05.628	+3.258	13:28:18.459
3	2:07.760	+5.390	13:30:26.219
4	2:02.813	+0.443	13:32:29.032
5	2:02.370	-	13:34:31.402
6	2:04.914	+2.544	13:36:36.316
7	2:06.421	+4.051	13:38:42.737
8	2:05.642	+3.272	13:40:48.379

Leonardo Rosa
Cristiano Cardoso

Orbits 4

www.amb-it.com
www.mylaps.com

ponsored to: Federacao Paranaense de Motociclismo



6ª Etapa Paranaense de Motocross

85cc

Nova Aurora 0,000 Km

Prova

21/09/2014 16:00

Race (15:00 and 2 Laps)

Lap	Lap Tm	Diff	Time of Day
(788) HENRIQUE LAPOLA			
1	1:24.675	+2.163	17:15:14.298
2	1:22.597	+0.085	17:16:36.895
3	1:23.402	+0.890	17:18:00.297
4	1:22.512	-	17:19:22.809
5	1:23.553	+1.041	17:20:46.362
6	1:23.660	+1.148	17:22:10.022
7	1:24.964	+2.452	17:23:34.986
8	1:25.316	+2.804	17:25:00.302
9	1:25.163	+2.651	17:26:25.465
10	1:23.933	+1.421	17:27:49.398
11	1:23.996	+1.484	17:29:13.394
12	1:22.711	+0.199	17:30:36.105

(989) LEONARDO AUGUSTO NUNES			
1	1:24.710	+2.679	17:15:16.325
2	1:24.325	+2.294	17:16:40.650
3	1:22.105	+0.074	17:18:02.755
4	1:22.031	-	17:19:24.786
5	1:22.619	+0.588	17:20:47.405
6	1:22.811	+0.780	17:22:10.216
7	1:25.274	+3.243	17:23:35.490
8	1:25.292	+3.261	17:25:00.782
9	1:26.234	+4.203	17:26:27.016
10	1:22.865	+0.834	17:27:49.881
11	1:23.939	+1.908	17:29:13.820
12	1:23.199	+1.168	17:30:37.019

(271) GABRIEL FAVERO E SILVA			
1	1:25.995	+3.602	17:15:14.702
2	1:25.202	+2.809	17:16:39.904
3	1:23.476	+1.083	17:18:03.380
4	1:22.542	+0.149	17:19:25.922
5	1:22.510	+0.117	17:20:48.432
6	1:22.393	-	17:22:10.825
7	1:25.066	+2.673	17:23:35.891
8	1:26.131	+3.738	17:25:02.022
9	1:27.000	+4.607	17:26:29.022
10	1:23.855	+1.462	17:27:52.877
11	1:22.533	+0.140	17:29:15.410
12	1:22.933	+0.540	17:30:38.343

(69) HUGO VINICIUS BARRANCO CIARINI			
1	1:33.245	+5.976	17:15:47.622
2	1:30.096	+2.827	17:17:17.718
3	1:29.611	+2.342	17:18:47.329
4	1:29.785	+2.516	17:20:17.114
5	1:31.185	+3.916	17:21:48.299
6	1:27.671	+0.402	17:23:15.970
7	1:29.472	+2.203	17:24:45.442
8	1:29.939	+2.670	17:26:15.381
9	1:27.269	-	17:27:42.650
10	1:27.918	+0.649	17:29:10.568
11	1:31.930	+4.661	17:30:42.498

(6) JOAO VITOR VARGAS			
1	1:32.791	+6.980	17:16:05.932
2	1:28.263	+2.452	17:17:34.195
3	1:26.902	+1.091	17:19:01.097
4	1:28.477	+2.666	17:20:29.574
5	1:27.597	+1.786	17:21:57.171
6	1:27.666	+1.855	17:23:24.837
7	1:31.160	+5.349	17:24:55.997
8	1:27.671	+1.860	17:26:23.668
9	1:29.296	+3.485	17:27:52.964

Lap	Lap Tm	Diff	Time of Day
10	1:26.054	+0.243	17:29:19.018
11	1:25.811	-	17:30:44.829

(172) PABLO LION PAULINO			
1	1:32.627	+3.589	17:15:31.327
2	1:33.371	+4.333	17:17:04.698
3	1:31.866	+2.828	17:18:36.564
4	1:31.580	+2.542	17:20:08.144
5	1:32.842	+3.804	17:21:40.986
6	1:32.390	+3.352	17:23:13.376
7	1:31.523	+2.485	17:24:44.899
8	1:29.764	+0.726	17:26:14.663
9	1:29.742	+0.704	17:27:44.405
10	1:29.038	-	17:29:13.443
11	1:32.052	+3.014	17:30:45.495

(88) PABLO EMILIO OLMEDO			
1	2:13.542	+50.264	17:16:03.969
2	2:02.258	+38.980	17:18:06.227
3	1:24.278	+1.000	17:19:30.505
4	1:23.278	-	17:20:53.783
5	1:25.903	+2.625	17:22:19.686
6	1:25.851	+2.573	17:23:45.537
7	1:25.081	+1.803	17:25:10.618
8	1:26.492	+3.214	17:26:37.110
9	1:30.158	+6.880	17:28:07.268
10	1:31.721	+8.443	17:29:38.989
11	1:28.855	+5.577	17:31:07.844

(142) THIAGO SANTOS			
1	1:35.479	+5.351	17:15:34.798
2	1:33.417	+3.289	17:17:08.215
3	1:33.549	+3.421	17:18:41.764
4	1:33.214	+3.086	17:20:14.978
5	1:32.995	+2.867	17:21:47.973
6	1:33.701	+3.573	17:23:21.674
7	1:33.929	+3.801	17:24:55.603
8	1:36.113	+5.985	17:26:31.716
9	1:35.125	+4.997	17:28:06.841
10	1:31.997	+1.869	17:29:38.838
11	1:30.128	-	17:31:08.966

(800) CRISTIAN GUSTAVO GOMES			
1	1:35.407	+3.707	17:15:37.162
2	1:34.520	+2.820	17:17:11.682
3	1:32.647	+0.947	17:18:44.329
4	1:32.563	+0.863	17:20:16.892
5	1:32.944	+1.244	17:21:49.836
6	1:32.816	+1.116	17:23:22.652
7	1:34.697	+2.997	17:24:57.349
8	1:35.140	+3.440	17:26:32.489
9	1:36.087	+4.387	17:28:08.576
10	1:32.474	+0.774	17:29:41.050
11	1:31.700	-	17:31:12.750

(96) WILLYAN DEIVIS FUCKS			
1	1:31.785	+4.756	17:16:47.314
2	1:43.475	+16.446	17:18:30.789
3	1:27.562	+0.533	17:19:58.351
4	1:28.719	+1.690	17:21:27.070
5	1:27.029	-	17:22:54.099
6	1:27.378	+0.349	17:24:21.477
7	1:27.490	+0.461	17:25:48.967
8	1:27.706	+0.677	17:27:16.673
9	1:28.848	+1.819	17:28:45.521
10	1:27.913	+0.884	17:30:13.434

Leonardo Rosa

Cristiano Cardoso

Orbits 4

www.amb-it.com

www.mylaps.com

ponsored to: Federacao Paranaense de Motociclismo



6ª Etapa Paranaense de Motocross

FLN

Nova Aurora 0,000 Km

Prova

21/09/2014 15:30

Race (15:00 and 2 Laps)

Lap	Lap Tm	Diff	Time of Day
(228) JACSON KEIL			
1	1:25.078	+3.192	16:49:22.320
2	1:23.576	+1.690	16:50:45.896
3	1:23.709	+1.823	16:52:09.605
4	1:23.661	+1.775	16:53:33.266
5	1:24.200	+2.314	16:54:57.466
6	1:21.886	-	16:56:19.352
7	1:23.128	+1.242	16:57:42.480
8	1:22.411	+0.525	16:59:04.891
9	1:22.848	+0.962	17:00:27.739
10	1:22.122	+0.236	17:01:49.861
11	1:23.407	+1.521	17:03:13.268
12	1:24.995	+3.109	17:04:38.263

Lap	Lap Tm	Diff	Time of Day
(206) CHARLES LUFT			
1	1:25.926	+3.762	16:49:31.837
2	1:25.888	+3.724	16:50:57.725
3	1:24.120	+1.956	16:52:21.845
4	1:22.164	-	16:53:44.009
5	1:24.706	+2.542	16:55:08.715
6	1:26.476	+4.312	16:56:35.191
7	1:24.878	+2.714	16:58:00.069
8	1:24.630	+2.466	16:59:24.699
9	1:25.786	+3.622	17:00:50.485
10	1:25.282	+3.118	17:02:15.767
11	1:23.197	+1.033	17:03:38.964
12	1:26.723	+4.559	17:05:05.687

Lap	Lap Tm	Diff	Time of Day
(22) ESNALTO JR ALENCAR			
1	1:27.488	+2.554	16:49:24.546
2	1:25.832	+0.898	16:50:50.378
3	1:25.247	+0.313	16:52:15.625
4	1:26.505	+1.571	16:53:42.130
5	1:26.198	+1.264	16:55:08.328
6	1:25.377	+0.443	16:56:33.705
7	1:24.934	-	16:57:58.639
8	1:25.622	+0.688	16:59:24.261
9	1:25.164	+0.230	17:00:49.425
10	1:26.037	+1.103	17:02:15.462
11	1:26.974	+2.040	17:03:42.436
12	1:29.382	+4.448	17:05:11.818

Lap	Lap Tm	Diff	Time of Day
(203) GILSON VOLPATO			
1	1:28.909	+3.778	16:49:37.405
2	1:27.412	+2.281	16:51:04.817
3	1:26.497	+1.366	16:52:31.314
4	1:28.324	+3.193	16:53:59.638
5	1:29.003	+3.872	16:55:28.641
6	1:29.671	+4.540	16:56:58.312
7	1:27.844	+2.713	16:58:26.156
8	1:27.721	+2.590	16:59:53.877
9	1:27.322	+2.191	17:01:21.199
10	1:27.538	+2.407	17:02:48.737
11	1:25.927	+0.796	17:04:14.664
12	1:25.131	-	17:05:39.795

Lap	Lap Tm	Diff	Time of Day
(111) GUILHERME FERREIRA LIMA			
1	1:28.621	+4.361	16:49:34.887
2	1:26.056	+1.796	16:51:00.943
3	1:25.100	+0.840	16:52:26.043
4	1:25.390	+1.130	16:53:51.433
5	1:25.580	+1.320	16:55:17.013
6	1:25.943	+1.683	16:56:42.956
7	1:50.888	+26.628	16:58:33.844
8	1:27.454	+3.194	17:00:01.298

Lap	Lap Tm	Diff	Time of Day
9	1:24.260	-	17:01:25.558
10	1:25.404	+1.144	17:02:50.962
11	1:24.558	+0.298	17:04:15.520
12	1:24.568	+0.308	17:05:40.088

Lap	Lap Tm	Diff	Time of Day
(612) MAURICIO MACHADO DE SOUZA			
1	1:33.533	+7.853	16:49:37.253
2	1:32.212	+6.532	16:51:09.465
3	1:29.184	+3.504	16:52:38.649
4	1:29.141	+3.461	16:54:07.790
5	1:27.060	+1.380	16:55:34.850
6	1:27.054	+1.374	16:57:01.904
7	1:33.201	+7.521	16:58:35.105
8	1:27.516	+1.836	17:00:02.621
9	1:25.680	-	17:01:28.301
10	1:27.312	+1.632	17:02:55.613
11	1:27.131	+1.451	17:04:22.744
12	1:26.353	+0.673	17:05:49.097

Lap	Lap Tm	Diff	Time of Day
(251) JEFERSON KEIL			
1	1:29.946	+2.789	16:49:34.103
2	1:29.190	+2.033	16:51:03.293
3	1:27.390	+0.233	16:52:30.683
4	1:28.485	+1.328	16:53:59.168
5	1:28.784	+1.627	16:55:27.952
6	1:29.799	+2.642	16:56:57.751
7	1:28.191	+1.034	16:58:25.942
8	1:27.157	-	16:59:53.099
9	1:27.663	+0.506	17:01:20.762
10	1:30.114	+2.957	17:02:50.876
11	1:30.459	+3.302	17:04:21.335
12	1:32.826	+5.669	17:05:54.161

Lap	Lap Tm	Diff	Time of Day
(98) EDSON DELGADO DOS SANTOS			
1	1:33.481	+6.781	16:49:39.093
2	1:32.165	+5.465	16:51:11.258
3	1:32.133	+5.433	16:52:43.391
4	1:30.325	+3.625	16:54:13.716
5	1:30.747	+4.047	16:55:44.463
6	1:28.323	+1.623	16:57:12.786
7	1:28.823	+2.123	16:58:41.609
8	1:26.700	-	17:00:08.309
9	1:27.039	+0.339	17:01:35.348
10	1:27.194	+0.494	17:03:02.542
11	1:27.505	+0.805	17:04:30.047
12	1:29.376	+2.676	17:05:59.423

Lap	Lap Tm	Diff	Time of Day
(2) RONY GOUVEIA			
1	1:29.392	+3.823	16:50:00.338
2	1:29.812	+4.243	16:51:30.150
3	1:29.642	+4.073	16:52:59.792
4	1:26.462	+0.893	16:54:26.254
5	1:26.841	+1.272	16:55:53.095
6	1:26.373	+0.804	16:57:19.468
7	1:27.219	+1.650	16:58:46.687
8	1:25.569	-	17:00:12.256
9	1:26.154	+0.585	17:01:38.410
10	1:27.396	+1.827	17:03:05.806
11	1:28.117	+2.548	17:04:33.923
12	2:18.749	+53.180	17:06:52.672

Lap	Lap Tm	Diff	Time of Day
(49) PABLO LION PAULINO			
1	1:36.148	+3.598	16:49:46.569
2	1:36.264	+3.714	16:51:22.833
3	1:36.908	+4.358	16:52:59.741
4	1:35.489	+2.939	16:54:35.230

Leonardo Rosa

Cristiano Cardoso

Orbits 4

www.amb-it.com

www.mylaps.com

ensend to: Federacao Paranaense de Motociclismo



6ª Etapa Paranaense de Motocross

Intermediária

Prova

Race (15:00 and 2 Laps)

Nova Aurora 0,000 Km

21/09/2014 12:30

Lap	Lap Tm	Diff	Time of Day
(97) VINICIUS MUNIZ MACARINI			
1	1:25.476	+3.512	12:58:42.732
2	1:23.529	+1.565	13:00:06.261
3	1:22.359	+0.395	13:01:28.620
4	1:23.182	+1.218	13:02:51.802
5	1:21.964	-	13:04:13.766
6	1:23.921	+1.957	13:05:37.687
7	1:23.065	+1.101	13:07:00.752
8	1:22.638	+0.674	13:08:23.390
9	1:23.963	+1.999	13:09:47.353
10	1:24.265	+2.301	13:11:11.618
11	1:22.552	+0.588	13:12:34.170
12	1:22.892	+0.928	13:13:57.062

(12) YURI SCHAUKOSKI			
1	1:24.078	+2.158	12:58:43.277
2	1:23.722	+1.802	13:00:06.999
3	1:24.787	+2.867	13:01:31.786
4	1:22.494	+0.574	13:02:54.280
5	1:24.907	+2.987	13:04:19.187
6	1:23.067	+1.147	13:05:42.254
7	1:22.028	+0.108	13:07:04.282
8	1:22.915	+0.995	13:08:27.197
9	1:21.920	-	13:09:49.117
10	1:23.076	+1.156	13:11:12.193
11	1:22.669	+0.749	13:12:34.862
12	1:22.651	+0.731	13:13:57.513

(966) WILLYAN DEIVIS FUCKS			
1	1:25.968	+4.476	12:58:51.192
2	1:24.352	+2.860	13:00:15.544
3	1:22.971	+1.479	13:01:38.515
4	1:22.744	+1.252	13:03:01.259
5	1:22.047	+0.555	13:04:23.306
6	1:21.492	-	13:05:44.798
7	1:23.328	+1.836	13:07:08.126
8	1:22.422	+0.930	13:08:30.548
9	1:23.001	+1.509	13:09:53.549
10	1:23.453	+1.961	13:11:17.002
11	1:24.663	+3.171	13:12:41.665
12	1:26.161	+4.669	13:14:07.826

(316) GUILHERME MAJEWSKI PINHEIRO			
1	1:27.035	+3.524	12:58:48.562
2	1:25.473	+1.962	13:00:14.035
3	1:23.511	-	13:01:37.546
4	1:23.688	+0.177	13:03:01.234
5	1:25.271	+1.760	13:04:26.505
6	1:25.118	+1.607	13:05:51.623
7	1:26.683	+3.172	13:07:18.306
8	1:25.829	+2.318	13:08:44.135
9	1:24.128	+0.617	13:10:08.263
10	1:23.935	+0.424	13:11:32.198
11	1:23.512	+0.001	13:12:55.710
12	1:24.539	+1.028	13:14:20.249

(771) LUCAS CARNEIRO PIRES			
1	1:23.405	+2.055	12:58:44.146
2	1:23.173	+1.823	13:00:07.319
3	1:22.362	+1.012	13:01:29.681
4	1:22.857	+1.507	13:02:52.538
5	1:50.461	+29.111	13:04:42.999
6	1:24.362	+3.012	13:06:07.361
7	1:22.432	+1.082	13:07:29.793
8	1:21.983	+0.633	13:08:51.776

9	1:21.924	+0.574	13:10:13.700
10	1:23.195	+1.845	13:11:36.895
11	1:23.574	+2.224	13:13:00.469
12	1:21.350	-	13:14:21.819

(989) EMERSON MOSCHEN			
1	1:28.457	+4.720	12:58:52.968
2	1:24.743	+1.006	13:00:17.711
3	1:25.833	+2.096	13:01:43.544
4	1:25.948	+2.211	13:03:09.492
5	1:28.246	+4.509	13:04:37.738
6	1:24.539	+0.802	13:06:02.277
7	1:25.382	+1.645	13:07:27.659
8	1:23.737	-	13:08:51.396
9	1:23.860	+0.123	13:10:15.256
10	1:24.079	+0.342	13:11:39.335
11	1:25.118	+1.381	13:13:04.453
12	1:24.082	+0.345	13:14:28.535

(44) EVANDRO ANDRE RITTER			
1	1:26.170	+0.820	12:58:50.667
2	1:26.002	+0.652	13:00:16.669
3	1:29.214	+3.864	13:01:45.883
4	1:26.401	+1.051	13:03:12.284
5	1:27.286	+1.936	13:04:39.570
6	1:26.979	+1.629	13:06:06.549
7	1:25.775	+0.425	13:07:32.324
8	1:26.374	+1.024	13:08:58.698
9	1:26.097	+0.747	13:10:24.795
10	1:26.315	+0.965	13:11:51.110
11	1:25.350	-	13:13:16.460
12	1:25.452	+0.102	13:14:41.912

(932) MAURITI JUNIOR			
1	1:24.713	+1.721	12:58:41.054
2	1:24.265	+1.273	13:00:05.319
3	1:23.052	+0.060	13:01:28.371
4	1:22.992	-	13:02:51.363
5	1:52.236	+29.244	13:04:43.599
6	1:25.008	+2.016	13:06:08.607
7	1:25.932	+2.940	13:07:34.539
8	1:28.780	+5.788	13:09:03.319
9	1:25.478	+2.486	13:10:28.797
10	1:24.782	+1.790	13:11:53.579
11	1:25.114	+2.122	13:13:18.693
12	1:25.739	+2.747	13:14:44.432

(119) MICHEL BRUNO SAMPAIO DE ALMEID			
1	1:27.387	+2.256	12:58:50.339
2	1:25.131	-	13:00:15.470
3	1:27.807	+2.676	13:01:43.277
4	1:26.045	+0.914	13:03:09.322
5	1:30.011	+4.880	13:04:39.333
6	1:27.667	+2.536	13:06:07.000
7	1:29.327	+4.196	13:07:36.327
8	1:28.978	+3.847	13:09:05.305
9	1:28.132	+3.001	13:10:33.437
10	1:29.034	+3.903	13:12:02.471
11	1:29.833	+4.702	13:13:32.304
12	1:31.686	+6.555	13:15:03.990

(6) ANDREI MAROSO			
1	1:32.489	+6.454	12:58:59.954
2	1:28.811	+2.776	13:00:28.765
3	1:30.117	+4.082	13:01:58.882
4	1:27.206	+1.171	13:03:26.088

5	1:27.608	+1.573	13:04:53.696
6	1:27.324	+1.289	13:06:21.020
7	1:26.035	-	13:07:47.055
8	1:26.756	+0.721	13:09:13.811
9	1:27.751	+1.716	13:10:41.562
10	1:26.354	+0.319	13:12:07.916
11	2:13.798	+47.763	13:14:21.714

(34) LUIZ HENRIQUE GOUVEIA IMBERGUE			
1	1:27.488	+2.053	12:58:53.740
2	1:25.435	-	13:00:19.175
3	1:28.131	+2.696	13:01:47.306
4	1:27.678	+2.243	13:03:14.984
5	1:27.943	+2.508	13:04:42.927
6	1:29.959	+4.524	13:06:12.886
7	1:28.365	+2.930	13:07:41.251
8	1:29.850	+4.415	13:09:11.101
9	1:29.905	+4.470	13:10:41.006
10	2:09.549	+44.114	13:12:50.555
11	1:33.315	+7.880	13:14:23.870

(95) BRUNO HENRIQUE CARDENAS			
1	1:32.702	+5.443	12:58:59.500
2	1:31.476	+4.217	13:00:30.976
3	1:30.965	+3.706	13:02:01.941
4	1:32.885	+5.626	13:03:34.826
5	1:31.044	+3.785	13:05:05.870
6	6:23.290	+4:56.031	13:11:29.160
7	1:29.184	+1.925	13:12:58.344
8	1:27.259	-	13:14:25.603

(499) ANDRE FONSECA			
1	1:24.488	+0.947	12:58:41.830
2	1:23.541	-	13:00:05.371
3	2:13.031	+49.490	13:02:18.402
4	1:37.222	+13.681	13:03:55.624
5	1:26.189	+2.648	13:05:21.813
6	1:24.960	+1.419	13:06:46.773
7	1:25.298	+1.757	13:08:12.071
8	1:26.677	+3.136	13:09:38.748
9	1:27.296	+3.755	13:11:06.044
10	1:26.318	+2.777	13:12:32.362
11	1:29.461	+5.920	13:14:01.823

Leonardo Rosa

Cristiano Cardoso

Orbits 4

www.amb-it.com

www.mylaps.com

ponsored to: Federacao Paranaense de Motociclismo



6ª Etapa Paranaense de Motocross


Light

Prova

Race (15:00 and 2 Laps)

Nova Aurora 0,000 Km

21/09/2014 14:30



Lap	Lap Tm	Diff	Time of Day
(5) ANDERSON CAMILO			
1	1:30.632	+6.052	15:02:41.733
2	1:28.234	+3.654	15:04:09.967
3	1:28.044	+3.464	15:05:38.011
4	1:28.800	+4.220	15:07:06.811
5	1:28.582	+4.002	15:08:35.393
6	1:27.990	+3.410	15:10:03.383
7	1:26.311	+1.731	15:11:29.694
8	1:29.554	+4.974	15:12:59.248
9	1:28.858	+4.278	15:14:28.106
10	1:27.282	+2.702	15:15:55.388
11	1:25.560	+0.980	15:17:20.948
12	1:24.580	-	15:18:45.528

Lap	Lap Tm	Diff	Time of Day
(95) BRUNO HENRIQUE CARDENAS			
1	1:30.037	+4.369	15:02:47.294
2	1:29.209	+3.541	15:04:16.503
3	1:29.685	+4.017	15:05:46.188
4	1:30.318	+4.650	15:07:16.506
5	1:28.122	+2.454	15:08:44.628
6	1:26.665	+0.997	15:10:11.293
7	1:25.668	-	15:11:36.961
8	1:27.808	+2.140	15:13:04.769
9	1:26.210	+0.542	15:14:30.979
10	1:27.898	+2.230	15:15:58.877
11	1:27.206	+1.538	15:17:26.083
12	1:29.429	+3.761	15:18:55.512

Lap	Lap Tm	Diff	Time of Day
(5) ANTONIO BERROCAL			
1	1:35.139	+6.535	15:02:48.984
2	1:30.391	+1.787	15:04:19.375
3	1:28.789	+0.185	15:05:48.164
4	1:29.186	+0.582	15:07:17.350
5	1:29.124	+0.520	15:08:46.474
6	1:29.281	+0.677	15:10:15.755
7	1:28.604	-	15:11:44.359
8	1:29.353	+0.749	15:13:13.712
9	1:31.884	+3.280	15:14:45.596
10	1:31.697	+3.093	15:16:17.293
11	1:30.884	+2.280	15:17:48.177
12	1:33.314	+4.710	15:19:21.491

Lap	Lap Tm	Diff	Time of Day
(24) CERSAR MOCELIN			
1	1:31.481	+1.919	15:02:45.286
2	1:29.562	-	15:04:14.848
3	1:30.775	+1.213	15:05:45.623
4	1:30.230	+0.668	15:07:15.853
5	1:31.361	+1.799	15:08:47.214
6	1:29.817	+0.255	15:10:17.031
7	1:30.814	+1.252	15:11:47.845
8	1:30.642	+1.080	15:13:18.487
9	1:34.137	+4.575	15:14:52.624
10	1:33.692	+4.130	15:16:26.316
11	1:35.852	+6.290	15:18:02.168
12	1:34.064	+4.502	15:19:36.232

Lap	Lap Tm	Diff	Time of Day
(79) EDILSON BERTA			
1	1:31.763	+2.266	15:02:51.549
2	1:31.117	+1.620	15:04:22.666
3	1:30.260	+0.763	15:05:52.926
4	1:30.711	+1.214	15:07:23.637
5	1:29.497	-	15:08:53.134
6	1:30.246	+0.749	15:10:23.380
7	1:30.602	+1.105	15:11:53.982
8	1:31.857	+2.360	15:13:25.839

Lap	Lap Tm	Diff	Time of Day
9	1:31.579	+2.082	15:14:57.418
10	1:32.387	+2.890	15:16:29.805
11	1:34.118	+4.621	15:18:03.923
12	1:32.801	+3.304	15:19:36.724

Lap	Lap Tm	Diff	Time of Day
(973) ATILIO MEZZON ALMEIDA			
1	1:30.781	+2.160	15:02:46.372
2	1:29.559	+0.938	15:04:15.931
3	1:28.621	-	15:05:44.552
4	1:29.525	+0.904	15:07:14.077
5	1:29.826	+1.205	15:08:43.903
6	1:36.974	+8.353	15:10:20.877
7	1:29.181	+0.560	15:11:50.058
8	1:42.382	+13.761	15:13:32.440
9	1:33.807	+5.186	15:15:06.247
10	1:29.667	+1.046	15:16:35.914
11	1:31.549	+2.928	15:18:07.463
12	1:29.988	+1.367	15:19:37.451

Lap	Lap Tm	Diff	Time of Day
(52) IRINEU SERENISKI			
1	1:32.808	+2.410	15:02:51.155
2	1:30.902	+0.504	15:04:22.057
3	1:31.137	+0.739	15:05:53.194
4	1:31.359	+0.961	15:07:24.553
5	1:31.481	+1.083	15:08:56.034
6	1:30.978	+0.580	15:10:27.012
7	1:30.398	-	15:11:57.410
8	1:30.764	+0.366	15:13:28.174
9	1:31.256	+0.858	15:14:59.430
10	1:32.224	+1.826	15:16:31.654
11	1:33.920	+3.522	15:18:05.574
12	1:34.313	+3.915	15:19:39.887

Lap	Lap Tm	Diff	Time of Day
(44) JUAREZ DE MELLO			
1	1:36.017	+6.065	15:02:57.931
2	1:32.007	+2.055	15:04:29.938
3	1:31.895	+1.943	15:06:01.833
4	1:30.685	+0.733	15:07:32.518
5	1:30.356	+0.404	15:09:02.874
6	1:31.726	+1.774	15:10:34.600
7	1:29.952	-	15:12:04.552
8	1:32.913	+2.961	15:13:37.465
9	1:31.505	+1.553	15:15:08.970
10	1:32.400	+2.448	15:16:41.370
11	1:32.732	+2.780	15:18:14.102
12	1:33.639	+3.687	15:19:47.741

Lap	Lap Tm	Diff	Time of Day
(350) FABIO ANTONIOLLI			
1	1:30.543	+0.027	15:02:46.743
2	1:31.432	+0.916	15:04:18.175
3	1:31.502	+0.986	15:05:49.677
4	1:30.516	-	15:07:20.193
5	1:30.595	+0.079	15:08:50.788
6	1:31.464	+0.948	15:10:22.252
7	1:31.495	+0.979	15:11:53.747
8	1:32.049	+1.533	15:13:25.796
9	1:36.175	+5.659	15:15:01.971
10	1:33.814	+3.298	15:16:35.785
11	1:37.735	+7.219	15:18:13.520
12	1:36.912	+6.396	15:19:50.432

Lap	Lap Tm	Diff	Time of Day
(96) PETTER WENDEL BISSOLE CREPALDI			
1	1:34.830	+4.769	15:02:54.669
2	1:31.940	+1.879	15:04:26.609
3	1:33.267	+3.206	15:05:59.876
4	1:33.466	+3.405	15:07:33.342

Lap	Lap Tm	Diff	Time of Day
5	1:32.687	+2.626	15:09:06.029
6	1:32.677	+2.616	15:10:38.706
7	1:30.982	+0.921	15:12:09.688
8	1:30.061	-	15:13:39.749
9	1:30.155	+0.094	15:15:09.904
10	1:31.698	+1.637	15:16:41.602
11	1:30.762	+0.701	15:18:12.364
12	1:38.868	+8.807	15:19:51.232

Lap	Lap Tm	Diff	Time of Day
(18) LEONARDO ROSA			
1	1:36.430	+7.055	15:02:52.835
2	1:32.520	+3.145	15:04:25.355
3	1:31.791	+2.416	15:05:57.146
4	1:31.228	+1.853	15:07:28.374
5	1:33.807	+4.432	15:09:02.181
6	1:34.462	+5.087	15:10:36.643
7	1:35.208	+5.833	15:12:11.851
8	1:32.662	+3.287	15:13:44.513
9	1:40.009	+10.634	15:15:24.522
10	1:34.099	+4.724	15:16:58.621
11	1:31.610	+2.235	15:18:30.231
12	1:29.375	-	15:19:59.606

Lap	Lap Tm	Diff	Time of Day
(75) JOEL BASSO			
1	1:34.268	+1.993	15:02:53.176
2	1:32.439	+0.164	15:04:25.615
3	1:32.431	+0.156	15:05:58.046
4	1:34.319	+2.044	15:07:32.365
5	1:33.022	+0.747	15:09:05.387
6	1:32.621	+0.346	15:10:38.008
7	1:34.113	+1.838	15:12:12.121
8	1:32.275	-	15:13:44.396
9	1:33.418	+1.143	15:15:17.814
10	1:35.400	+3.125	15:16:53.214
11	1:33.781	+1.506	15:18:26.995
12	1:33.770	+1.495	15:20:00.765

Lap	Lap Tm	Diff	Time of Day
(87) WALTER CAETANO BARBOSA			
1	1:36.129	+3.521	15:02:57.237
2	1:35.976	+3.368	15:04:33.213
3	1:35.340	+2.732	15:06:08.553
4	1:36.061	+3.453	15:07:44.614
5	1:34.728	+2.120	15:09:19.342
6	1:32.608	-	15:10:51.950
7	1:34.287	+1.679	15:12:26.237
8	1:35.059	+2.451	15:14:01.296
9	1:34.595	+1.987	15:15:35.891
10	1:33.835	+1.227	15:17:09.726
11	1:36.022	+3.414	15:18:45.748

Lap	Lap Tm	Diff	Time of Day
(221) PAULO JOSÉ BETTIN SINDEAUX			
1	1:39.566	+4.829	15:03:03.400
2	1:38.455	+3.718	15:04:41.855
3	1:36.042	+1.305	15:06:17.897
4	1:37.127	+2.390	15:07:55.024
5	1:36.089	+1.352	15:09:31.113
6	1:36.195	+1.458	15:11:07.308
7	1:35.628	+0.891	15:12:42.936
8	1:34.737	-	15:14:17.673
9	1:36.478	+1.741	15:15:54.151
10	1:36.192	+1.455	15:17:30.343
11	1:35.963	+1.226	15:19:06.306

Lap	Lap Tm	Diff	Time of Day
(800) LIDEMAR GOMES			
1	1:37.282	+1.632	15:03:01.412
2	1:39.078	+3.428	15:04:40.490

Leonardo Rosa
Cristiano Cardoso

Orbits 4

www.amb-it.com
www.mylaps.com

Organized to: Federação Paranaense de Motociclismo



6ª Etapa Paranaense de Motocross

Light

Nova Aurora 0,000 Km

Prova

21/09/2014 14:30

Race (15:00 and 2 Laps)

Lap	Lap Tm	Diff	Time of Day
3	1:35.910	+0.260	15:06:16.400
4	1:36.118	+0.468	15:07:52.518
5	1:35.887	+0.237	15:09:28.405
6	1:38.106	+2.456	15:11:06.511
7	1:37.656	+2.006	15:12:44.167
8	1:35.650	-	15:14:19.817
9	1:36.059	+0.409	15:15:55.876
10	1:38.219	+2.569	15:17:34.095
11	1:37.618	+1.968	15:19:11.713

(759) GENESIO FERREIRA

1	1:38.809	+2.734	15:03:04.259
2	1:38.583	+2.508	15:04:42.842
3	1:38.857	+2.782	15:06:21.699
4	1:41.669	+5.594	15:08:03.368
5	1:38.825	+2.750	15:09:42.193
6	1:36.222	+0.147	15:11:18.415
7	1:36.075	-	15:12:54.490
8	1:39.665	+3.590	15:14:34.155
9	1:37.120	+1.045	15:16:11.275
10	1:40.912	+4.837	15:17:52.187
11	1:43.020	+6.945	15:19:35.207

(110) LUCIANO THOMAZI

1	1:38.889	-	15:03:00.519
2	1:39.978	+1.089	15:04:40.497
3	1:40.746	+1.857	15:06:21.243
4	1:39.322	+0.433	15:08:00.565
5	1:40.237	+1.348	15:09:40.802
6	1:40.394	+1.505	15:11:21.196
7	1:41.549	+2.660	15:13:02.745
8	1:41.767	+2.878	15:14:44.512
9	1:41.390	+2.501	15:16:25.902
10	1:44.518	+5.629	15:18:10.420
11	1:42.771	+3.882	15:19:53.191

(188) AMARILDO STOCKER

1	1:39.718	+1.687	15:03:06.357
2	1:38.354	+0.323	15:04:44.711
3	1:38.031	-	15:06:22.742
4	1:38.509	+0.478	15:08:01.251
5	1:40.142	+2.111	15:09:41.393
6	1:41.941	+3.910	15:11:23.334
7	1:41.260	+3.229	15:13:04.594
8	1:41.759	+3.728	15:14:46.353
9	1:42.165	+4.134	15:16:28.518
10	1:46.080	+8.049	15:18:14.598
11	1:42.942	+4.911	15:19:57.540

(8) SIDNEY SCHAUKOSKI

1	1:39.171	+6.303	15:03:02.318
2	1:35.163	+2.295	15:04:37.481
3	1:35.057	+2.189	15:06:12.538
4	1:35.759	+2.891	15:07:48.297
5	1:32.868	-	15:09:21.165
6	1:33.341	+0.473	15:10:54.506
7	1:32.940	+0.072	15:12:27.446
8	1:45.126	+12.258	15:14:12.572
9	2:05.177	+32.309	15:16:17.749
10	2:05.285	+32.417	15:18:23.034
11	2:07.430	+34.562	15:20:30.464

(207) GABRIEL GUIDA (Bié)

1	1:41.292	+3.539	15:03:07.049
2	1:38.577	+0.824	15:04:45.626
3	1:37.753	-	15:06:23.379

Lap	Lap Tm	Diff	Time of Day
4	1:38.662	+0.909	15:08:02.041
5	1:40.724	+2.971	15:09:42.765
6	1:39.437	+1.684	15:11:22.202
7	1:41.482	+3.729	15:13:03.684
8	1:41.553	+3.800	15:14:45.237
9	1:45.781	+8.028	15:16:31.018
10	1:41.893	+4.140	15:18:12.911
11	2:25.198	+47.445	15:20:38.109

(15) THIAGO MOREIRA MASSONI

1	1:46.089	+4.491	15:04:11.671
2	1:47.746	+6.148	15:05:59.417
3	1:41.598	-	15:07:41.015
4	1:44.896	+3.298	15:09:25.911
5	1:44.556	+2.958	15:11:10.467
6	1:50.214	+8.616	15:13:00.681
7	5:02.412	+3:20.814	15:18:03.093
8	2:00.562	+18.964	15:20:03.655

Lap	Lap Tm	Diff	Time of Day
-----	--------	------	-------------

Leonardo Rosa

Cristiano Cardoso

Orbits 4

www.amb-it.com

www.mylaps.com

ponsored to: Federacao Paranaense de Motociclismo



6ª Etapa Paranaense de Motocross

55cc

Nova Aurora 0,000 Km

Prova

21/09/2014 16:02

Race (15:00 and 1 Laps)

Lap	Lap Tm	Diff	Time of Day
(77) RAFAEL BECKER			
1	1:50.929	+5.844	14:30:46.528
2	1:49.048	+3.963	14:32:35.576
3	1:49.864	+4.779	14:34:25.440
4	1:50.806	+5.721	14:36:16.246
5	1:45.085	-	14:38:01.331
6	1:49.376	+4.291	14:39:50.707
7	1:51.014	+5.929	14:41:41.721
8	1:48.591	+3.506	14:43:30.312
9	1:50.016	+4.931	14:45:20.328

(48) KRISTOPHER FLORENTIN			
1	1:52.828	+5.431	14:30:51.499
2	1:47.397	-	14:32:38.896
3	1:50.950	+3.553	14:34:29.846
4	1:48.441	+1.044	14:36:18.287
5	1:57.299	+9.902	14:38:15.586
6	1:50.801	+3.404	14:40:06.387
7	1:51.722	+4.325	14:41:58.109
8	1:49.086	+1.689	14:43:47.195
9	1:48.034	+0.637	14:45:35.229

(95) EVERB LUHAN CARDENAS FLORENTIN			
1	1:51.369	+5.232	14:30:46.378
2	1:48.730	+2.593	14:32:35.108
3	1:49.439	+3.302	14:34:24.547
4	1:51.595	+5.458	14:36:16.142
5	2:13.808	+27.671	14:38:29.950
6	1:49.251	+3.114	14:40:19.201
7	1:49.982	+3.845	14:42:09.183
8	1:47.743	+1.606	14:43:56.926
9	1:46.137	-	14:45:43.063

(89) LUCAS RIBEIRO			
1	1:50.742	+3.176	14:30:46.862
2	1:49.230	+1.664	14:32:36.092
3	1:50.459	+2.893	14:34:26.551
4	1:55.949	+8.383	14:36:22.500
5	1:50.281	+2.715	14:38:12.781
6	1:48.908	+1.342	14:40:01.689
7	1:47.566	-	14:41:49.255
8	2:05.074	+17.508	14:43:54.329
9	1:54.991	+7.425	14:45:49.320

(29) GUSTAVO HENRIQUE HU HATLEBEN			
1	1:57.001	+6.174	14:31:00.511
2	1:51.128	+0.301	14:32:51.639
3	1:54.155	+3.328	14:34:45.794
4	1:54.052	+3.225	14:36:39.846
5	1:51.628	+0.801	14:38:31.474
6	1:50.827	-	14:40:22.301
7	1:58.933	+8.106	14:42:21.234
8	1:56.683	+5.856	14:44:17.917
9	2:04.518	+13.691	14:46:22.435

(7) KAUAN HENRIQUE VICENTE DA SILVA			
1	2:24.196	-	14:31:48.318
2	2:26.627	+2.431	14:34:14.945
3	2:35.168	+10.972	14:36:50.113
4	2:35.932	+11.736	14:39:26.045
5	2:37.743	+13.547	14:42:03.788
6	2:33.127	+8.931	14:44:36.915
7	2:30.383	+6.187	14:47:07.298

(13) JOÃO VITOR VICENTE			
--------------------------------	--	--	--

Lap	Lap Tm	Diff	Time of Day
1	2:40.304	+9.727	14:32:11.646
2	2:56.593	+26.016	14:35:08.239
3	2:36.192	+5.615	14:37:44.431
4	2:35.780	+5.203	14:40:20.211
5	2:30.577	-	14:42:50.788
6	2:32.087	+1.510	14:45:22.875

(96) ENDREWS HENRIQUE FUCKS			
1	3:16.592	+51.205	14:32:42.284
2	2:25.387	-	14:35:07.671
3	9:38.489	+7:13.102	14:44:46.160

Lap	Lap Tm	Diff	Time of Day
-----	--------	------	-------------

Leonardo Rosa
Cristiano Cardoso

Orbits 4

www.amb-it.com
www.mylaps.com

ponsored to: Federacao Paranaense de Motociclismo