



Abertura Paranaense de Motocross

Intermediaria

Prova

Race (15:00 and 2 Laps)

Cascavel 1,200 Km

12/04/2015 12:30

Lap	Lap Tm	Diff	Time of Day
(57) LUCAS NOGUEIRA			
1	1:16.866	+0.116	12:46:42.461
2	1:17.140	+0.390	12:47:59.601
3	1:17.051	+0.301	12:49:16.652
4	1:16.750	-	12:50:33.402
5	1:17.066	+0.316	12:51:50.468
6	1:17.760	+1.010	12:53:08.228
7	1:17.444	+0.694	12:54:25.672
8	1:18.574	+1.824	12:55:44.246
9	1:18.410	+1.660	12:57:02.656
10	1:19.712	+2.962	12:58:22.368
11	1:19.027	+2.277	12:59:41.395
12	1:19.706	+2.956	13:01:01.101
13	1:19.904	+3.154	13:02:21.005

Lap	Lap Tm	Diff	Time of Day
(9) GABRIEL HENRIQUE PIETCHAK AIEM			
1	1:17.765	+0.180	12:46:40.248
2	1:17.585	-	12:47:57.833
3	1:18.297	+0.712	12:49:16.130
4	1:19.170	+1.585	12:50:35.300
5	1:17.935	+0.350	12:51:53.235
6	1:18.365	+0.780	12:53:11.600
7	1:18.886	+1.301	12:54:30.486
8	1:18.464	+0.879	12:55:48.950
9	1:19.609	+2.024	12:57:08.559
10	1:19.452	+1.867	12:58:28.011
11	1:19.146	+1.561	12:59:47.157
12	1:19.296	+1.711	13:01:06.453
13	1:19.234	+1.649	13:02:25.687

Lap	Lap Tm	Diff	Time of Day
(59) ALFREDO PORTILHO			
1	1:17.795	+0.146	12:46:40.617
2	1:18.277	+0.628	12:47:58.894
3	1:20.382	+2.733	12:49:19.276
4	1:17.649	-	12:50:36.925
5	1:17.701	+0.052	12:51:54.626
6	1:18.214	+0.565	12:53:12.840
7	1:18.968	+1.319	12:54:31.808
8	1:19.116	+1.467	12:55:50.924
9	1:19.185	+1.536	12:57:10.109
10	1:18.593	+0.944	12:58:28.702
11	1:19.758	+2.109	12:59:48.460
12	1:18.672	+1.023	13:01:07.132
13	1:19.490	+1.841	13:02:26.622

Lap	Lap Tm	Diff	Time of Day
(13) FABIO DE LUCENA BRITO			
1	1:19.249	+0.957	12:46:44.330
2	1:18.553	+0.261	12:48:02.883
3	1:18.442	+0.150	12:49:21.325
4	1:18.313	+0.021	12:50:39.638
5	1:18.292	-	12:51:57.930
6	1:19.280	+0.988	12:53:17.210
7	1:18.969	+0.677	12:54:36.179
8	1:18.611	+0.319	12:55:54.790
9	1:19.573	+1.281	12:57:14.363
10	1:21.622	+3.330	12:58:35.985
11	1:20.289	+1.997	12:59:56.274
12	1:19.209	+0.917	13:01:15.483
13	1:19.979	+1.687	13:02:35.462

Lap	Lap Tm	Diff	Time of Day
(175) LUIS FELIPE FIETZ			
1	1:19.499	+1.533	12:46:48.098
2	1:20.017	+2.051	12:48:08.115
3	1:19.244	+1.278	12:49:27.359
4	1:19.493	+1.527	12:50:46.852

Lap	Lap Tm	Diff	Time of Day
5	1:18.436	+0.470	12:52:05.288
6	1:17.966	-	12:53:23.254
7	1:18.590	+0.624	12:54:41.844
8	1:19.293	+1.327	12:56:01.137
9	1:18.740	+0.774	12:57:19.877
10	1:19.922	+1.956	12:58:39.799
11	1:19.417	+1.451	12:59:59.216
12	1:18.639	+0.673	13:01:17.855
13	1:19.485	+1.519	13:02:37.340

Lap	Lap Tm	Diff	Time of Day
(221) RODRIGO AREVALO			
1	1:20.816	+2.657	12:46:48.272
2	1:21.986	+3.827	12:48:10.258
3	1:19.503	+1.344	12:49:29.761
4	1:18.743	+0.584	12:50:48.504
5	1:18.973	+0.814	12:52:07.477
6	1:18.530	+0.371	12:53:26.007
7	1:18.159	-	12:54:44.166
8	1:18.624	+0.465	12:56:02.790
9	1:18.641	+0.482	12:57:21.431
10	1:19.139	+0.980	12:58:40.570
11	1:18.939	+0.780	12:59:59.509
12	1:20.785	+2.626	13:01:20.294
13	1:20.029	+1.870	13:02:40.323

Lap	Lap Tm	Diff	Time of Day
(2) VICTOR FONTANA			
1	1:19.697	+1.666	12:46:50.533
2	1:20.434	+2.403	12:48:10.967
3	1:20.923	+2.892	12:49:31.890
4	1:18.641	+0.610	12:50:50.531
5	1:18.269	+0.238	12:52:08.800
6	1:18.031	-	12:53:26.831
7	1:19.277	+1.246	12:54:46.108
8	1:19.218	+1.187	12:56:05.326
9	1:19.166	+1.135	12:57:24.492
10	1:20.582	+2.551	12:58:45.074
11	1:20.335	+2.304	13:00:05.409
12	1:18.411	+0.380	13:01:23.820
13	1:21.229	+3.198	13:02:45.049

Lap	Lap Tm	Diff	Time of Day
(51) LUIZ CARLOS IGNACIO DE OLIVEIRA JUN			
1	1:19.628	+1.170	12:46:45.593
2	1:18.458	-	12:48:04.051
3	1:19.740	+1.282	12:49:23.791
4	1:19.155	+0.697	12:50:42.946
5	1:19.791	+1.333	12:52:02.737
6	1:18.919	+0.461	12:53:21.656
7	1:19.017	+0.559	12:54:40.673
8	1:19.045	+0.587	12:55:59.718
9	1:19.886	+1.428	12:57:19.604
10	1:21.595	+3.137	12:58:41.199
11	1:20.983	+2.525	13:00:02.182
12	1:22.284	+3.826	13:01:24.466
13	1:21.390	+2.932	13:02:45.856

Lap	Lap Tm	Diff	Time of Day
(771) LUCAS CARNEIRO PIRES			
1	1:20.533	+2.629	12:46:54.755
2	1:20.287	+2.383	12:48:15.042
3	1:18.564	+0.660	12:49:33.606
4	1:17.904	-	12:50:51.510
5	1:19.199	+1.295	12:52:10.709
6	1:18.772	+0.868	12:53:29.481
7	1:19.587	+1.683	12:54:49.068
8	1:19.224	+1.320	12:56:08.292
9	1:19.014	+1.110	12:57:27.306
10	1:19.776	+1.872	12:58:47.082

Lap	Lap Tm	Diff	Time of Day
11	1:20.697	+2.793	13:00:07.779
12	1:20.061	+2.157	13:01:27.840
13	1:20.865	+2.961	13:02:48.705

Lap	Lap Tm	Diff	Time of Day
(151) RAYLLAN CALIXTO			
1	1:19.426	+0.095	12:46:43.154
2	1:20.290	+0.959	12:48:03.444
3	1:21.344	+2.013	12:49:24.788
4	1:20.322	+0.991	12:50:45.110
5	1:19.331	-	12:52:04.441
6	1:20.307	+0.976	12:53:24.748
7	1:20.654	+1.323	12:54:45.402
8	1:22.092	+2.761	12:56:07.494
9	1:21.776	+2.445	12:57:29.270
10	1:21.360	+2.029	12:58:50.630
11	1:21.582	+2.251	13:00:12.212
12	1:21.205	+1.874	13:01:33.417
13	1:20.370	+1.039	13:02:53.787

Lap	Lap Tm	Diff	Time of Day
(981) VIRLEI WANDSCHER			
1	1:20.242	+1.986	12:47:01.911
2	1:19.327	+1.071	12:48:21.238
3	1:19.900	+1.644	12:49:41.138
4	1:18.793	+0.537	12:50:59.931
5	1:19.235	+0.979	12:52:19.166
6	1:18.673	+0.417	12:53:37.839
7	1:21.283	+3.027	12:54:59.122
8	1:18.917	+0.661	12:56:18.039
9	1:19.482	+1.226	12:57:37.521
10	1:20.374	+2.118	12:58:57.895
11	1:19.135	+0.879	13:00:17.030
12	1:18.256	-	13:01:35.286
13	1:18.645	+0.389	13:02:53.931

Lap	Lap Tm	Diff	Time of Day
(12) YURI SCHAUKOSKI			
1	1:20.269	+1.630	12:46:56.790
2	1:22.715	+4.076	12:48:19.505
3	1:19.924	+1.285	12:49:39.429
4	1:19.158	+0.519	12:50:58.587
5	1:21.343	+2.704	12:52:19.930
6	1:19.674	+1.035	12:53:39.604
7	1:21.900	+3.261	12:55:01.504
8	1:18.639	-	12:56:20.143
9	1:19.841	+1.202	12:57:39.984
10	1:18.873	+0.234	12:58:58.857
11	1:19.624	+0.985	13:00:18.481
12	1:18.851	+0.212	13:01:37.332
13	1:20.545	+1.906	13:02:57.877

Lap	Lap Tm	Diff	Time of Day
(11) MATHEUS ZERBATO			
1	1:21.715	+2.484	12:46:54.914
2	1:20.418	+1.187	12:48:15.332
3	1:20.345	+1.114	12:49:35.677
4	1:19.716	+0.485	12:50:55.393
5	1:19.479	+0.248	12:52:14.872
6	1:22.503	+3.272	12:53:37.375
7	1:20.863	+1.632	12:54:58.238
8	1:19.231	-	12:56:17.469
9	1:19.573	+0.342	12:57:37.042
10	1:20.409	+1.178	12:58:57.451
11	1:20.259	+1.028	13:00:17.710
12	1:21.214	+1.983	13:01:38.924
13	1:20.582	+1.351	13:02:59.506

Lap	Lap Tm	Diff	Time of Day
(993) LUIZ EDUARDO MILESKI			
1	1:22.724	+4.432	12:47:05.527

Leonardo Rosa

Cristiano Cardoso

Orbits 4

www.amb-it.com
www.mylaps.com

ponsored to: **Federacao Paranaense de Motociclismo**



Abertura Paranaense de Motocross

Intermediaria

Cascavel 1,200 Km

Prova

12/04/2015 12:30

Race (15:00 and 2 Laps)

Lap	Lap Tm	Diff	Time of Day
2	1:21.300	+3.008	12:48:26.827
3	1:19.898	+1.606	12:49:46.725
4	1:19.282	+0.990	12:51:06.007
5	1:18.887	+0.595	12:52:24.894
6	1:18.292	-	12:53:43.186
7	1:19.083	+0.791	12:55:02.269
8	1:19.297	+1.005	12:56:21.566
9	1:21.060	+2.768	12:57:42.626
10	1:19.673	+1.381	12:59:02.299
11	1:18.970	+0.678	13:00:21.269
12	1:19.318	+1.026	13:01:40.587
13	1:19.210	+0.918	13:02:59.797

(111) GUILHERME FERREIRA LIMA

1	1:21.470	+2.008	12:46:56.113
2	1:21.944	+2.482	12:48:18.057
3	1:20.586	+1.124	12:49:38.643
4	1:19.462	-	12:50:58.105
5	1:21.120	+1.658	12:52:19.225
6	1:19.676	+0.214	12:53:38.901
7	1:19.818	+0.356	12:54:58.719
8	1:21.902	+2.440	12:56:20.621
9	1:20.446	+0.984	12:57:41.067
10	1:21.180	+1.718	12:59:02.247
11	1:20.692	+1.230	13:00:22.939
12	1:21.708	+2.246	13:01:44.647
13	1:22.256	+2.794	13:03:06.903

(260) FÁBIO MUNIZ

1	1:20.651	+1.859	12:46:50.160
2	1:18.792	-	12:48:08.952
3	1:22.031	+3.239	12:49:30.983
4	1:19.082	+0.290	12:50:50.065
5	1:21.338	+2.546	12:52:11.403
6	1:23.611	+4.819	12:53:35.014
7	1:21.972	+3.180	12:54:56.986
8	1:24.095	+5.303	12:56:21.081
9	1:21.368	+2.576	12:57:42.449
10	1:23.675	+4.883	12:59:06.124
11	1:23.874	+5.082	13:00:29.998
12	1:23.776	+4.984	13:01:53.774
13	1:26.452	+7.660	13:03:20.226

(54) DIONISIO LOBCHENKO JR

1	1:20.454	-	12:46:49.512
2	1:20.942	+0.488	12:48:10.454
3	1:21.050	+0.596	12:49:31.504
4	1:21.037	+0.583	12:50:52.541
5	1:20.782	+0.328	12:52:13.323
6	1:23.255	+2.801	12:53:36.578
7	1:28.193	+7.739	12:55:04.771
8	1:23.639	+3.185	12:56:28.410
9	1:23.065	+2.611	12:57:51.475
10	1:24.926	+4.472	12:59:16.401
11	1:24.547	+4.093	13:00:40.948
12	1:21.722	+1.268	13:02:02.670
13	1:24.134	+3.680	13:03:26.804

(81) LEANDRO SERRANO

1	1:22.553	+0.974	12:46:58.090
2	1:22.549	+0.970	12:48:20.639
3	1:21.579	-	12:49:42.218
4	1:22.378	+0.799	12:51:04.596
5	1:24.860	+3.281	12:52:29.456
6	1:23.996	+2.417	12:53:53.452
7	1:21.672	+0.093	12:55:15.124

Lap	Lap Tm	Diff	Time of Day
8	1:21.670	+0.091	12:56:36.794
9	1:22.489	+0.910	12:57:59.283
10	1:22.491	+0.912	12:59:21.774
11	1:22.510	+0.931	13:00:44.284
12	1:22.394	+0.815	13:02:06.678
13	1:23.232	+1.653	13:03:29.910

(27) MATIAS ESMERALDINO

1	1:25.115	+3.803	12:47:03.376
2	1:21.832	+0.520	12:48:25.208
3	1:22.066	+0.754	12:49:47.274
4	1:21.312	-	12:51:08.586
5	1:21.620	+0.308	12:52:30.206
6	1:23.660	+2.348	12:53:53.866
7	1:21.754	+0.442	12:55:15.620
8	1:21.464	+0.152	12:56:37.084
9	1:22.638	+1.326	12:57:59.722
10	1:22.697	+1.385	12:59:22.419
11	1:23.221	+1.909	13:00:45.640
12	1:22.758	+1.446	13:02:08.398
13	1:24.137	+2.825	13:03:32.535

(341) MIGUEL CALGARO

1	1:22.441	+1.552	12:46:58.494
2	1:24.074	+3.185	12:48:22.568
3	1:30.560	+9.671	12:49:53.128
4	1:21.753	+0.864	12:51:14.881
5	1:20.889	-	12:52:35.770
6	1:22.545	+1.656	12:53:58.315
7	1:23.526	+2.637	12:55:21.841
8	1:21.935	+1.046	12:56:43.776
9	1:21.075	+0.186	12:58:04.851
10	1:22.706	+1.817	12:59:27.557
11	1:23.664	+2.775	13:00:51.221
12	1:22.544	+1.655	13:02:13.765
13	1:24.157	+3.268	13:03:37.922

(119) MICHEL BRUNO SAMPAIO DE ALMEIDA

1	1:23.290	+1.775	12:46:59.268
2	1:22.616	+1.101	12:48:21.884
3	1:21.515	-	12:49:43.399
4	1:21.715	+0.200	12:51:05.114
5	1:24.643	+3.128	12:52:29.757
6	1:24.826	+3.311	12:53:54.583
7	1:24.482	+2.967	12:55:19.065
8	1:25.293	+3.778	12:56:44.358
9	1:26.457	+4.942	12:58:10.815
10	1:24.944	+3.429	12:59:35.759
11	1:23.416	+1.901	13:00:59.175
12	1:25.113	+3.598	13:02:24.288

(5) JOSE LUIS GONZALES LOPES

1	1:26.068	+4.909	12:47:10.869
2	1:25.029	+3.870	12:48:35.898
3	1:22.924	+1.765	12:49:58.822
4	1:21.728	+0.569	12:51:20.550
5	1:21.159	-	12:52:41.709
6	1:23.319	+2.160	12:54:05.028
7	1:22.344	+1.185	12:55:27.372
8	1:22.250	+1.091	12:56:49.622
9	1:24.388	+3.229	12:58:14.010
10	1:23.374	+2.215	12:59:37.384
11	1:23.284	+2.125	13:01:00.668
12	1:24.426	+3.267	13:02:25.094

(86) PEDRO PIVETTA

Lap	Lap Tm	Diff	Time of Day
1	1:25.046	+3.747	12:47:04.878
2	1:23.498	+2.199	12:48:28.376
3	1:21.759	+0.460	12:49:50.135
4	1:21.299	-	12:51:11.434
5	1:22.777	+1.478	12:52:34.211
6	1:23.821	+2.522	12:53:58.032
7	1:24.923	+3.624	12:55:22.955
8	1:22.500	+1.201	12:56:45.455
9	1:25.882	+4.583	12:58:11.337
10	1:25.019	+3.720	12:59:36.356
11	1:23.715	+2.416	13:01:00.071
12	1:27.712	+6.413	13:02:27.783

(97) JOÃO BELINO

1	1:20.955	+0.541	12:46:47.396
2	1:20.414	-	12:48:07.810
3	1:33.061	+12.647	12:49:40.871
4	1:23.029	+2.615	12:51:03.900
5	1:24.236	+3.822	12:52:28.136
6	1:27.170	+6.756	12:53:55.306
7	1:27.169	+6.755	12:55:22.475
8	1:26.324	+5.910	12:56:48.799
9	1:27.435	+7.021	12:58:16.234
10	1:29.234	+8.820	12:59:45.468
11	1:28.040	+7.626	13:01:13.508
12	1:29.941	+9.527	13:02:43.449

(25) VINICIUS RADAR

1	1:21.375	-	12:47:00.646
2	1:23.501	+2.126	12:48:24.147
3	1:21.441	+0.066	12:49:45.588
4	1:21.878	+0.503	12:51:07.466
5	1:23.750	+2.375	12:52:31.216
6	1:24.754	+3.379	12:53:55.970
7	1:51.974	+30.599	12:55:47.944
8	1:24.205	+2.830	12:57:12.149
9	1:24.901	+3.526	12:58:37.050
10	1:26.798	+5.423	13:00:03.848
11	1:23.552	+2.177	13:01:27.400
12	1:23.403	+2.028	13:02:50.803

(299) FABRICIO MATEUS DE FREITAS

1	2:22.426	+1:05.880	12:48:25.842
2	1:18.599	+2.053	12:49:44.441
3	1:18.395	+1.849	12:51:02.836
4	1:24.157	+7.611	12:52:26.993
5	1:16.674	+0.128	12:53:43.667
6	1:16.546	-	12:55:00.213
7	1:19.055	+2.509	12:56:19.268
8	1:20.385	+3.839	12:57:39.653
9	1:18.464	+1.918	12:58:58.117
10	1:19.052	+2.506	13:00:17.169
11	1:18.303	+1.757	13:01:35.472
12	1:18.909	+2.363	13:02:54.381

(912) JEFERSON BICHARA

1	1:27.856	+5.350	12:47:08.026
2	1:23.885	+1.379	12:48:31.911
3	1:23.410	+0.904	12:49:55.321
4	1:22.506	-	12:51:17.827
5	1:23.040	+0.534	12:52:40.867
6	1:23.625	+1.119	12:54:04.492
7	1:24.841	+2.335	12:55:29.333
8	1:25.123	+2.617	12:56:54.456
9	1:57.805	+35.299	12:58:52.261
10	1:28.191	+5.685	13:00:20.452

Leonardo Rosa

Cristiano Cardoso

Orbits 4

www.amb-it.com

www.mylaps.com

ensed to: Federacao Paranaense de Motociclismo



Abertura Paranaense de Motocross


Intermediaria

Cascavel 1,200 Km

Prova

12/04/2015 12:30

Race (15:00 and 2 Laps)



Lap	Lap Tm	Diff	Time of Day
11	1:26.618	+4.112	13:01:47.070
12	1:26.955	+4.449	13:03:14.025

(17) ERIC DOUGLAS LEITE

1	1:27.122	+2.326	12:47:04.297
2	1:32.776	+7.980	12:48:37.073
3	1:24.796	-	12:50:01.869
4	1:25.482	+0.686	12:51:27.351
5	1:25.756	+0.960	12:52:53.107
6	1:26.628	+1.832	12:54:19.735
7	1:27.570	+2.774	12:55:47.305
8	1:31.459	+6.663	12:57:18.764
9	1:28.022	+3.226	12:58:46.786
10	1:29.190	+4.394	13:00:15.976
11	1:32.709	+7.913	13:01:48.685
12	1:29.385	+4.589	13:03:18.070

(511) ANDERSON LIZOTI

1	1:28.176	-	12:47:07.340
2	1:28.527	+0.351	12:48:35.867
3	1:29.501	+1.325	12:50:05.368
4	1:28.695	+0.519	12:51:34.063
5	1:28.354	+0.178	12:53:02.417
6	1:31.919	+3.743	12:54:34.336
7	1:36.334	+8.158	12:56:10.670
8	1:36.339	+8.163	12:57:47.009
9	1:34.134	+5.958	12:59:21.143
10	1:32.953	+4.777	13:00:54.096
11	1:33.543	+5.367	13:02:27.639

(84) ANTONIO JESUS DE SOUZA

1	1:28.489	+0.606	12:47:09.324
2	1:28.979	+1.096	12:48:38.303
3	1:27.932	+0.049	12:50:06.235
4	1:28.979	+1.096	12:51:35.214
5	1:27.883	-	12:53:03.097
6	1:31.689	+3.806	12:54:34.786
7	1:37.473	+9.590	12:56:12.259
8	1:38.871	+10.988	12:57:51.130
9	1:33.418	+5.535	12:59:24.548
10	1:31.400	+3.517	13:00:55.948
11	1:46.594	+18.711	13:02:42.542

(34) LUIZ HENRIQUE GOUVEIA IMBERGUE

1	1:20.841	+1.631	12:46:52.765
2	1:19.210	-	12:48:11.975
3	1:20.224	+1.014	12:49:32.199
4	1:20.573	+1.363	12:50:52.772
5	1:20.750	+1.540	12:52:13.522
6	1:20.299	+1.089	12:53:33.821
7	1:20.800	+1.590	12:54:54.621
8	1:20.645	+1.435	12:56:15.266
9	2:52.964	+1:33.754	12:59:08.230
10	4:28.310	+3:09.100	13:03:36.540

(95) BRUNO HENRIQUE CARDENAS

1	1:23.391	+3.574	12:46:51.799
2	1:19.817	-	12:48:11.616
3	1:21.177	+1.360	12:49:32.793
4	1:21.435	+1.618	12:50:54.228
5	1:19.919	+0.102	12:52:14.147
6	1:22.681	+2.864	12:53:36.828
7	1:20.076	+0.259	12:54:56.904
8	1:21.520	+1.703	12:56:18.424
9	1:20.700	+0.883	12:57:39.124

Lap	Lap Tm	Diff	Time of Day
(507) JORGE JURASKI			
1	1:22.182	+0.166	12:46:53.799
2	1:23.389	+1.373	12:48:17.188
3	1:22.016	-	12:49:39.204
4	1:23.709	+1.693	12:51:02.913
5	1:30.103	+8.087	12:52:33.016
6	1:24.431	+2.415	12:53:57.447

(44) EVANDRO ANDRE RITTER

1	1:22.046	+0.758	12:46:52.350
2	1:21.288	-	12:48:13.638
3	1:21.852	+0.564	12:49:35.490
4	1:21.866	+0.578	12:50:57.356
5	1:21.442	+0.154	12:52:18.798
6	1:26.052	+10:04.764	13:03:44.850

(444) ROBERTO REMOS ZANONI

1	1:33.857	+2.097	12:47:15.703
2	1:31.760	-	12:48:47.463
3	1:32.933	+1.173	12:50:20.396
4	1:35.543	+3.783	12:51:55.939

(174) ALEXANDRE MUCZFELDT MARTINS DE SIQUEIRA

1	1:23.032	-	12:46:55.749
2	1:26.441	+3.409	12:48:22.190

(207) GABRIEL GUIDA (BIÉ)

1	1:35.343	+1.665	12:47:20.809
2	1:33.678	-	12:48:54.487

Lap	Lap Tm	Diff	Time of Day
-----	--------	------	-------------

Leonardo Rosa

Cristiano Cardoso

Orbits 4

www.amb-it.com

www.mylaps.com

ponsored to: Federacao Paranaense de Motociclismo



Abertura Paranaense de Motocross

Light

Prova

Race (15:00 and 2 Laps)

Cascavel 1,200 Km

12/04/2015 14:30

Lap	Lap Tm	Diff	Time of Day
(397) WALTER CAETANO BARBOSA			
1	1:24.929	+0.419	17:26:24.755
2	1:24.538	+0.028	17:27:49.293
3	1:26.303	+1.793	17:29:15.596
4	1:24.703	+0.193	17:30:40.299
5	1:26.381	+1.871	17:32:06.680
6	1:26.176	+1.666	17:33:32.856
7	1:25.106	+0.596	17:34:57.962
8	1:24.510	-	17:36:22.472
9	1:26.456	+1.946	17:37:48.928
10	1:27.990	+3.480	17:39:16.918
11	1:26.067	+1.557	17:40:42.985
12	1:27.599	+3.089	17:42:10.584

Lap	Lap Tm	Diff	Time of Day
(17) ERIC DOUGLAS LEITE			
1	1:28.209	+3.964	17:26:29.788
2	1:26.222	+1.977	17:27:56.010
3	1:25.203	+0.958	17:29:21.213
4	1:26.041	+1.796	17:30:47.254
5	1:24.245	-	17:32:11.499
6	1:24.514	+0.269	17:33:36.013
7	1:26.263	+2.018	17:35:02.276
8	1:26.283	+2.038	17:36:28.559
9	1:26.254	+2.009	17:37:54.813
10	1:26.070	+1.825	17:39:20.883
11	1:25.843	+1.598	17:40:46.726
12	1:26.590	+2.345	17:42:13.316

Lap	Lap Tm	Diff	Time of Day
(702) MIGUEL ADUR			
1	1:27.100	+3.372	17:26:27.761
2	1:23.728	-	17:27:51.489
3	1:25.730	+2.002	17:29:17.219
4	1:26.308	+2.580	17:30:43.527
5	1:25.703	+1.975	17:32:09.230
6	1:27.010	+3.282	17:33:36.240
7	1:27.111	+3.383	17:35:03.351
8	1:26.194	+2.466	17:36:29.545
9	1:29.521	+5.793	17:37:59.066
10	1:27.019	+3.291	17:39:26.085
11	1:24.509	+0.781	17:40:50.594
12	1:26.121	+2.393	17:42:16.715

Lap	Lap Tm	Diff	Time of Day
(912) JEFERSON BICHARA			
1	1:27.843	+3.707	17:26:33.089
2	1:26.946	+2.810	17:28:00.035
3	1:24.937	+0.801	17:29:24.972
4	1:24.136	-	17:30:49.108
5	1:26.332	+2.196	17:32:15.440
6	1:24.798	+0.662	17:33:40.238
7	1:25.817	+1.681	17:35:06.055
8	1:25.913	+1.777	17:36:31.968
9	1:26.359	+2.223	17:37:58.327
10	1:26.973	+2.837	17:39:25.300
11	1:27.126	+2.990	17:40:52.426
12	1:29.207	+5.071	17:42:21.633

Lap	Lap Tm	Diff	Time of Day
(44) ADRIANO CACOAL			
1	1:28.269	+4.359	17:26:30.311
2	1:23.910	-	17:27:54.221
3	1:25.542	+1.632	17:29:19.763
4	1:24.763	+0.853	17:30:44.526
5	1:24.223	+0.313	17:32:08.749
6	1:25.309	+1.399	17:33:34.058
7	1:25.747	+1.837	17:34:59.805
8	1:26.005	+2.095	17:36:25.810

Lap	Lap Tm	Diff	Time of Day
9	1:28.178	+4.268	17:37:53.988
10	1:25.633	+1.723	17:39:19.621
11	1:24.665	+0.755	17:40:44.286
12	1:45.149	+21.239	17:42:29.435

Lap	Lap Tm	Diff	Time of Day
(96) PETTER WENDEL BISSOLE CREPALDI			
1	1:30.824	+4.815	17:26:35.286
2	1:27.131	+1.122	17:28:02.417
3	1:27.296	+1.287	17:29:29.713
4	1:26.698	+0.689	17:30:56.411
5	1:26.009	-	17:32:22.420
6	1:26.091	+0.082	17:33:48.511
7	1:26.420	+0.411	17:35:14.931
8	1:27.321	+1.312	17:36:42.252
9	1:27.096	+1.087	17:38:09.348
10	1:26.537	+0.528	17:39:35.885
11	1:27.257	+1.248	17:41:03.142
12	1:27.651	+1.642	17:42:30.793

Lap	Lap Tm	Diff	Time of Day
(40) SANDRO ALEXANDRE			
1	1:24.987	-	17:26:19.576
2	1:26.400	+1.413	17:27:45.976
3	1:26.221	+1.234	17:29:12.197
4	1:26.474	+1.487	17:30:38.671
5	1:27.020	+2.033	17:32:05.691
6	1:26.400	+1.413	17:33:32.091
7	1:29.093	+4.106	17:35:01.184
8	1:26.332	+1.345	17:36:27.516
9	1:28.044	+3.057	17:37:55.560
10	1:26.504	+1.517	17:39:22.064
11	1:25.588	+0.601	17:40:47.652
12	1:52.410	+27.423	17:42:40.062

Lap	Lap Tm	Diff	Time of Day
(75) JOEL BASSO			
1	1:28.958	+2.403	17:26:33.715
2	1:27.434	+0.879	17:28:01.149
3	1:27.963	+1.408	17:29:29.112
4	1:26.555	-	17:30:55.667
5	1:27.779	+1.224	17:32:23.446
6	1:28.086	+1.531	17:33:51.532
7	1:27.403	+0.848	17:35:18.935
8	1:26.824	+0.269	17:36:45.759
9	1:28.201	+1.646	17:38:13.960
10	1:29.746	+3.191	17:39:43.706
11	1:29.593	+3.038	17:41:13.299
12	1:33.047	+6.492	17:42:46.346

Lap	Lap Tm	Diff	Time of Day
(217) PEDRO HENRIQUE COL			
1	1:27.336	+0.966	17:26:27.546
2	1:30.134	+3.764	17:27:57.680
3	1:29.140	+2.770	17:29:26.820
4	1:27.233	+0.863	17:30:54.053
5	1:27.143	+0.773	17:32:21.196
6	1:26.370	-	17:33:47.566
7	1:29.860	+3.490	17:35:17.426
8	1:30.334	+3.964	17:36:47.760
9	1:31.276	+4.906	17:38:19.036
10	1:31.110	+4.740	17:39:50.146
11	1:33.609	+7.239	17:41:23.755
12	1:30.483	+4.113	17:42:54.238

Lap	Lap Tm	Diff	Time of Day
(119) MICHEL BRUNO SAMPAIO DE ALMEIDA			
1	1:29.238	+2.007	17:26:31.377
2	1:36.988	+9.757	17:28:08.365
3	1:28.789	+1.558	17:29:37.154
4	1:27.231	-	17:31:04.385

Lap	Lap Tm	Diff	Time of Day
5	1:28.463	+1.232	17:32:32.848
6	1:28.308	+1.077	17:34:01.156
7	1:29.618	+2.387	17:35:30.774
8	1:27.894	+0.663	17:36:58.668
9	1:29.237	+2.006	17:38:27.905
10	1:28.130	+0.899	17:39:56.035
11	1:29.451	+2.220	17:41:25.486
12	1:29.925	+2.694	17:42:55.411

Lap	Lap Tm	Diff	Time of Day
(325) ALEX SANDRO OLIVEIRA			
1	1:30.129	+3.112	17:26:38.816
2	1:28.343	+1.326	17:28:07.159
3	1:30.694	+3.677	17:29:37.853
4	1:28.407	+1.390	17:31:06.260
5	1:27.017	-	17:32:33.277
6	1:28.662	+1.645	17:34:01.939
7	1:29.721	+2.704	17:35:31.660
8	1:28.560	+1.543	17:37:00.220
9	1:32.832	+5.815	17:38:33.052
10	1:28.665	+1.648	17:40:01.717
11	1:28.176	+1.159	17:41:29.893
12	1:27.955	+0.938	17:42:57.848

Lap	Lap Tm	Diff	Time of Day
(5) JOSE LUIS GONZALES LOPES			
1	1:28.502	+3.138	17:26:51.729
2	1:26.236	+0.872	17:28:17.965
3	1:31.668	+6.304	17:29:49.633
4	1:32.411	+7.047	17:31:22.044
5	1:28.340	+2.976	17:32:50.384
6	1:29.243	+3.879	17:34:19.627
7	1:26.999	+1.635	17:35:46.626
8	1:25.364	-	17:37:11.990
9	1:30.290	+4.926	17:38:42.280
10	1:28.984	+3.620	17:40:11.264
11	1:28.230	+2.866	17:41:39.494
12	1:27.573	+2.209	17:43:07.067

Lap	Lap Tm	Diff	Time of Day
(345) RENAN CAMOSSATO			
1	1:27.318	+2.179	17:26:28.618
2	1:25.139	-	17:27:53.757
3	1:25.336	+0.197	17:29:19.093
4	1:28.705	+3.566	17:30:47.798
5	1:29.331	+4.192	17:32:17.129
6	1:29.741	+4.602	17:33:46.870
7	1:29.631	+4.492	17:35:16.501
8	1:30.360	+5.221	17:36:46.861
9	1:44.191	+19.052	17:38:31.052
10	1:36.607	+11.468	17:40:07.659
11	1:37.659	+12.520	17:41:45.318
12	1:32.681	+7.542	17:43:17.999

Lap	Lap Tm	Diff	Time of Day
(15) THIAGO MASSONI			
1	1:32.757	+5.006	17:26:42.217
2	1:30.085	+2.334	17:28:12.302
3	1:30.700	+2.949	17:29:43.002
4	1:27.751	-	17:31:10.753
5	1:28.577	+0.826	17:32:39.330
6	1:31.234	+3.483	17:34:10.564
7	1:30.478	+2.727	17:35:41.042
8	1:30.475	+2.724	17:37:11.517
9	1:29.524	+1.773	17:38:41.041
10	1:34.658	+6.907	17:40:15.699
11	1:35.309	+7.558	17:41:51.008
12	1:33.044	+5.293	17:43:24.052

Lap	Lap Tm	Diff	Time of Day
(280) MICHEL DOS SANTOS			



Abertura Paranaense de Motocross

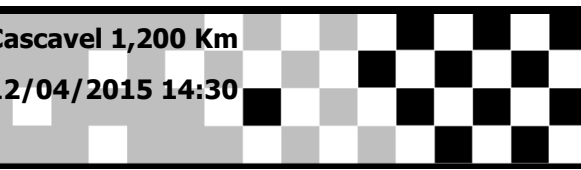
Light

Cascavel 1,200 Km

Prova

12/04/2015 14:30

Race (15:00 and 2 Laps)



Lap	Lap Tm	Diff	Time of Day
1	1:43.134	+14.875	17:26:51.059
2	1:30.848	+2.589	17:28:21.907
3	1:28.259	-	17:29:50.166
4	1:30.634	+2.375	17:31:20.800
5	1:28.503	+0.244	17:32:49.303
6	1:29.603	+1.344	17:34:18.906
7	1:29.283	+1.024	17:35:48.189
8	1:30.099	+1.840	17:37:18.288
9	1:31.216	+2.957	17:38:49.504
10	1:30.521	+2.262	17:40:20.025
11	1:32.127	+3.868	17:41:52.152
12	1:32.337	+4.078	17:43:24.489

(86) PEDRO PIVETTA

1	1:27.768	+3.456	17:26:30.791
2	1:25.977	+1.665	17:27:56.768
3	1:39.642	+15.330	17:29:36.410
4	1:24.627	+0.315	17:31:01.037
5	1:25.933	+1.621	17:32:26.970
6	1:25.231	+0.919	17:33:52.201
7	1:25.669	+1.357	17:35:17.870
8	1:25.854	+1.542	17:36:43.724
9	1:24.312	-	17:38:08.036
10	1:25.107	+0.795	17:39:33.143
11	2:01.852	+37.540	17:41:34.995
12	2:02.563	+38.251	17:43:37.558

(800) LIDEMAR GOMES

1	1:30.746	+1.588	17:26:37.026
2	1:29.939	+0.781	17:28:06.965
3	1:29.158	-	17:29:36.123
4	1:30.160	+1.002	17:31:06.283
5	1:32.330	+3.172	17:32:38.613
6	1:31.453	+2.295	17:34:10.066
7	1:30.212	+1.054	17:35:40.278
8	1:30.889	+1.731	17:37:11.167
9	1:31.130	+1.972	17:38:42.297
10	1:34.595	+5.437	17:40:16.892
11	1:39.420	+10.262	17:41:56.312

(51) ANDERSON LIZOTI

1	1:37.256	+8.998	17:26:44.605
2	1:33.059	+4.801	17:28:17.664
3	1:31.273	+3.015	17:29:48.937
4	1:30.584	+2.326	17:31:19.521
5	1:28.258	-	17:32:47.779
6	1:30.613	+2.355	17:34:18.392
7	1:32.661	+4.403	17:35:51.053
8	1:32.814	+4.556	17:37:23.867
9	1:32.427	+4.169	17:38:56.294
10	1:31.521	+3.263	17:40:27.815
11	1:32.981	+4.723	17:42:00.796

(415) JUAREZ DE MELLO

1	1:28.097	+1.012	17:27:01.244
2	1:27.085	-	17:28:28.329
3	1:27.506	+0.421	17:29:55.835
4	1:38.395	+11.310	17:31:34.230
5	1:31.674	+4.589	17:33:05.904
6	1:27.889	+0.804	17:34:33.793
7	1:29.140	+2.055	17:36:02.933
8	1:27.938	+0.853	17:37:30.871
9	1:28.397	+1.312	17:38:59.268
10	1:31.446	+4.361	17:40:30.714
11	1:30.962	+3.877	17:42:01.676

(84) ANTONIO JESUS DE SOUZA

1	1:31.643	+1.192	17:26:49.643
2	1:30.451	-	17:28:20.094
3	1:31.907	+1.456	17:29:52.001
4	1:30.530	+0.079	17:31:22.531
5	1:30.631	+0.180	17:32:53.162
6	1:30.805	+0.354	17:34:23.967
7	1:31.526	+1.075	17:35:55.493
8	1:30.760	+0.309	17:37:26.253
9	1:30.915	+0.464	17:38:57.168
10	1:32.412	+1.961	17:40:29.580
11	1:33.488	+3.037	17:42:03.068

(741) RICARDO VIGANO

1	1:36.946	+6.752	17:26:36.245
2	1:33.663	+3.469	17:28:09.908
3	1:32.567	+2.373	17:29:42.475
4	1:30.194	-	17:31:12.669
5	1:32.050	+1.856	17:32:44.719
6	1:30.616	+0.422	17:34:15.335
7	1:31.435	+1.241	17:35:46.770
8	1:33.500	+3.306	17:37:20.270
9	1:32.301	+2.107	17:38:52.571
10	1:34.261	+4.067	17:40:26.832
11	1:38.169	+7.975	17:42:05.001

(97) JOÃO BELINO

1	1:37.599	+11.746	17:27:37.260
2	1:25.896	+0.043	17:29:03.156
3	1:25.853	-	17:30:29.009
4	1:26.768	+0.915	17:31:55.777
5	1:28.951	+3.098	17:33:24.728
6	1:28.270	+2.417	17:34:52.998
7	1:27.854	+2.001	17:36:20.852
8	1:30.979	+5.126	17:37:51.831
9	1:35.941	+10.088	17:39:27.772
10	1:29.421	+3.568	17:40:57.193
11	1:33.120	+7.267	17:42:30.313

(213) HENRIQUE PRADO RODRIGUES

1	1:34.512	+3.306	17:26:44.880
2	1:32.380	+1.174	17:28:17.260
3	1:31.206	-	17:29:48.466
4	1:32.948	+1.742	17:31:21.414
5	1:34.515	+3.309	17:32:55.929
6	1:34.308	+3.102	17:34:30.237
7	1:36.022	+4.816	17:36:06.259
8	1:40.911	+9.705	17:37:47.170
9	1:47.218	+16.012	17:39:34.388
10	1:44.499	+13.293	17:41:18.887
11	1:39.616	+8.410	17:42:58.503

(212) GABRIEL CORDEIRO

1	1:34.104	+2.027	17:26:45.757
2	1:36.110	+4.033	17:28:21.867
3	1:32.077	-	17:29:53.944
4	1:35.309	+3.232	17:31:29.253
5	1:36.135	+4.058	17:33:05.388
6	1:39.960	+7.883	17:34:45.348
7	1:37.516	+5.439	17:36:22.864
8	1:42.353	+10.276	17:38:05.217
9	1:48.699	+16.622	17:39:53.916
10	1:49.667	+17.590	17:41:43.583
11	1:50.911	+18.834	17:43:34.494

(38) WAGNER TROVO

1	1:28.767	+1.868	17:26:32.630
2	1:26.899	-	17:27:59.529
3	1:29.202	+2.303	17:29:28.731
4	1:31.058	+4.159	17:30:59.789
5	1:31.398	+4.499	17:32:31.187
6	1:28.313	+1.414	17:33:59.500
7	1:30.330	+3.431	17:35:29.830
8	1:28.780	+1.881	17:36:58.610
9	1:32.599	+5.700	17:38:31.209
10	1:29.696	+2.797	17:40:00.905

(119) MAQUIEL RODINEI CAGOL

1	1:27.036	+0.504	17:26:33.951
2	1:27.970	+1.438	17:28:01.921
3	1:28.393	+1.861	17:29:30.314
4	1:26.532	-	17:30:56.846
5	1:27.852	+1.320	17:32:24.698
6	1:28.904	+2.372	17:33:53.602
7	1:28.554	+2.022	17:35:22.156
8	1:31.763	+5.231	17:36:53.919
9	1:32.127	+5.595	17:38:26.046
10	1:58.204	+31.672	17:40:24.250

(777) VITOR EDUARDO MARTINELLI

1	1:29.669	+4.840	17:29:40.453
2	1:27.196	+2.367	17:31:07.649
3	1:26.104	+1.275	17:32:33.753
4	1:26.204	+1.375	17:33:59.957
5	1:25.502	+0.673	17:35:25.459
6	1:24.829	-	17:36:50.288
7	1:25.840	+1.011	17:38:16.128
8	1:25.536	+0.707	17:39:41.664
9	1:27.568	+2.739	17:41:09.232
10	1:27.701	+2.872	17:42:36.933

(414) EVERTON MELLO

1	1:43.339	+4.647	17:26:58.702
2	2:17.701	+39.009	17:29:16.403
3	1:42.545	+3.853	17:30:58.948
4	1:43.308	+4.616	17:32:42.256
5	1:40.881	+2.189	17:34:23.137
6	1:39.514	+0.822	17:36:02.651
7	1:38.692	-	17:37:41.343
8	1:38.856	+0.164	17:39:20.199
9	1:41.163	+2.471	17:41:01.362
10	1:39.923	+1.231	17:42:41.285

(369) ANDRINEY FERREIRA LOPES

1	1:28.714	+1.603	17:29:54.174
2	1:36.480	+9.369	17:31:30.654
3	1:28.312	+1.201	17:32:58.966
4	1:27.434	+0.323	17:34:26.400
5	1:27.595	+0.484	17:35:53.995
6	1:27.185	+0.074	17:37:21.180
7	1:27.111	-	17:38:48.291
8	1:28.967	+1.856	17:40:17.258
9	1:31.445	+4.334	17:41:48.703
10	1:29.516	+2.405	17:43:18.219

(444) ROBERTO REMOR ZANONI

1	1:40.010	+0.567	17:26:53.111
2	1:39.443	-	17:28:32.554
3	1:41.841	+2.398	17:30:14.395
4	1:29.197	+11:19.754	17:43:13.592

(999) CASSIO DE LIMA

Leonardo Rosa
 Cristiano Cardoso
 Orbits 4
 www.amb-it.com
 www.mylaps.com
 sponsored to: Federaçao Paranaense de Motociclismo



Abertura Paranaense de Motocross

Light	Cascavel 1,200 Km
Prova	12/04/2015 14:30
Race (15:00 and 2 Laps)	

Lap	Lap Tm	Diff	Time of Day
1	1:23.673	+0.366	17:26:18.838
2	1:23.823	+0.516	17:27:42.661
3	1:24.194	+0.887	17:29:06.855
4	1:24.113	+0.806	17:30:30.968
5	1:23.408	+0.101	17:31:54.376
6	1:25.542	+2.235	17:33:19.918
7	1:23.307	-	17:34:43.225
8	1:24.340	+1.033	17:36:07.565
9	1:26.316	+3.009	17:37:33.881
10	1:26.376	+3.069	17:39:00.257
11	1:28.001	+4.694	17:40:28.258
12	1:25.575	+2.268	17:41:53.833

Lap	Lap Tm	Diff	Time of Day
-----	--------	------	-------------

Lap	Lap Tm	Diff	Time of Day
-----	--------	------	-------------

(174) ALEXANDRE MUCZFELDT MARTINS DE SIQUEIRA

1	1:23.127	-	17:26:20.099
2	1:24.821	+1.694	17:27:44.920
3	1:24.178	+1.051	17:29:09.098
4	1:24.275	+1.148	17:30:33.373
5	1:24.251	+1.124	17:31:57.624
6	1:24.424	+1.297	17:33:22.048
7	1:24.365	+1.238	17:34:46.413
8	1:23.489	+0.362	17:36:09.902
9	1:27.470	+4.343	17:37:37.372
10	1:26.044	+2.917	17:39:03.416
11	1:25.594	+2.467	17:40:29.010
12	1:27.690	+4.563	17:41:56.700

Leonardo Rosa

Cristiano Cardoso

Orbits 4

www.amb-it.com

www.mylaps.com

ponsored to: Federacao Paranaense de Motociclismo



Abertura Paranaense de Motocross

MX1

Cascavel 1,200 Km

Prova

12/04/2015 17:00

Race (25:00 and 2 Laps)

Lap	Lap Tm	Diff	Time of Day
(317) CARLOS EDUARDO MENDES FRANCO			
1	1:13.792	+0.784	17:35:28.807
2	1:13.633	+0.625	17:36:42.440
3	1:13.008	-	17:37:55.448
4	1:14.298	+1.290	17:39:09.746
5	1:14.717	+1.709	17:40:24.463
6	1:15.194	+2.186	17:41:39.657
7	1:13.745	+0.737	17:42:53.402
8	1:14.180	+1.172	17:44:07.582
9	1:14.197	+1.189	17:45:21.779
10	1:14.123	+1.115	17:46:35.902
11	1:14.891	+1.883	17:47:50.793
12	1:14.671	+1.663	17:49:05.464
13	1:15.124	+2.116	17:50:20.588
14	1:14.792	+1.784	17:51:35.380
15	1:15.362	+2.354	17:52:50.742
16	1:14.855	+1.847	17:54:05.597
17	1:15.089	+2.081	17:55:20.686
18	1:16.350	+3.342	17:56:37.036
19	1:15.674	+2.666	17:57:52.710
20	1:18.295	+5.287	17:59:11.005
21	1:18.790	+5.782	18:00:29.795

(866) MARCELO MAZIERO			
1	1:16.359	+3.062	17:35:40.199
2	1:15.030	+1.733	17:36:55.229
3	1:13.297	-	17:38:08.526
4	1:14.810	+1.513	17:39:23.336
5	1:14.284	+0.987	17:40:37.620
6	1:15.907	+2.610	17:41:53.527
7	1:14.820	+1.523	17:43:08.347
8	1:13.490	+0.193	17:44:21.837
9	1:14.791	+1.494	17:45:36.628
10	1:14.295	+0.998	17:46:50.923
11	1:15.002	+1.705	17:48:05.925
12	1:15.602	+2.305	17:49:21.527
13	1:15.563	+2.266	17:50:37.090
14	1:17.617	+4.320	17:51:54.707
15	1:15.335	+2.038	17:53:10.042
16	1:13.971	+0.674	17:54:24.013
17	1:14.865	+1.568	17:55:38.878
18	1:15.417	+2.120	17:56:54.295
19	1:15.828	+2.531	17:58:10.123
20	1:17.433	+4.136	17:59:27.556
21	1:16.184	+2.887	18:00:43.740

(214) LUCAS MARTINI			
1	1:17.376	+1.612	17:35:40.891
2	1:16.658	+0.894	17:36:57.549
3	1:16.067	+0.303	17:38:13.616
4	1:17.515	+1.751	17:39:31.131
5	1:16.998	+1.234	17:40:48.129
6	1:16.683	+0.919	17:42:04.812
7	1:16.736	+0.972	17:43:21.548
8	1:16.691	+0.927	17:44:38.239
9	1:15.764	-	17:45:54.003
10	1:16.230	+0.466	17:47:10.233
11	1:16.886	+1.122	17:48:27.119
12	1:16.833	+1.069	17:49:43.952
13	1:16.607	+0.843	17:51:00.559
14	1:16.603	+0.839	17:52:17.162
15	1:17.564	+1.800	17:53:34.726
16	1:16.707	+0.943	17:54:51.433
17	1:15.775	+0.011	17:56:07.208
18	1:16.648	+0.884	17:57:23.856

19	1:18.064	+2.300	17:58:41.920
20	1:16.914	+1.150	17:59:58.834
21	1:17.491	+1.727	18:01:16.325

(382) FELIPE MENEGAZZO			
1	1:20.239	+4.576	17:35:43.329
2	1:17.488	+1.825	17:37:00.817
3	1:16.374	+0.711	17:38:17.191
4	1:16.732	+1.069	17:39:33.923
5	1:16.808	+1.145	17:40:50.731
6	1:15.804	+0.141	17:42:06.535
7	1:15.711	+0.048	17:43:22.246
8	1:17.336	+1.673	17:44:39.582
9	1:16.928	+1.265	17:45:56.510
10	1:15.663	-	17:47:12.173
11	1:16.902	+1.239	17:48:29.075
12	1:15.937	+0.274	17:49:45.012
13	1:17.482	+1.819	17:51:02.494
14	1:16.670	+1.007	17:52:19.164
15	1:17.336	+1.673	17:53:36.500
16	1:16.538	+0.875	17:54:53.038
17	1:16.690	+1.027	17:56:09.728
18	1:16.439	+0.776	17:57:26.167
19	1:16.976	+1.313	17:58:43.143
20	1:17.041	+1.378	18:00:00.184
21	1:17.430	+1.767	18:01:17.614

(22) RODRIGO RODRIGUES			
1	1:19.582	+3.195	17:35:44.919
2	1:16.708	+0.321	17:37:01.627
3	1:17.479	+1.092	17:38:19.106
4	1:17.004	+0.617	17:39:36.110
5	1:16.387	-	17:40:52.497
6	1:16.818	+0.431	17:42:09.315
7	1:17.219	+0.832	17:43:26.534
8	1:17.490	+1.103	17:44:44.024
9	1:17.190	+0.803	17:46:01.214
10	1:17.615	+1.228	17:47:18.829
11	1:16.975	+0.588	17:48:35.804
12	1:18.063	+1.676	17:49:53.867
13	1:17.616	+1.229	17:51:11.483
14	1:18.562	+2.175	17:52:30.045
15	1:18.552	+2.165	17:53:48.597
16	1:18.897	+2.510	17:55:07.494
17	1:18.256	+1.869	17:56:25.750
18	1:18.779	+2.392	17:57:44.529
19	1:19.350	+2.963	17:59:03.879
20	1:20.459	+4.072	18:00:24.338
21	1:24.373	+7.986	18:01:48.711

(228) JACSON KEIL			
1	1:20.931	+4.229	17:35:45.551
2	1:18.569	+1.867	17:37:04.120
3	1:17.939	+1.237	17:38:22.059
4	1:18.951	+2.249	17:39:41.010
5	1:19.602	+2.900	17:41:00.612
6	1:16.801	+0.099	17:42:17.413
7	1:17.698	+0.996	17:43:35.111
8	1:17.354	+0.652	17:44:52.465
9	1:18.208	+1.506	17:46:10.673
10	1:18.041	+1.339	17:47:28.714
11	1:16.702	-	17:48:45.416
12	1:18.455	+1.753	17:50:03.871
13	1:18.760	+2.058	17:51:22.631
14	1:17.984	+1.282	17:52:40.615
15	1:18.364	+1.662	17:53:58.979

16	1:17.945	+1.243	17:55:16.924
17	1:20.544	+3.842	17:56:37.468
18	1:18.165	+1.463	17:57:55.633
19	1:17.378	+0.676	17:59:13.011
20	1:17.879	+1.177	18:00:30.890

(151) GIONANNY FELIPE COSTA CAMARGO			
1	1:16.526	+1.181	17:35:36.783
2	1:15.776	+0.431	17:36:52.559
3	1:15.345	-	17:38:07.904
4	1:36.815	+21.470	17:39:44.719
5	1:22.110	+6.765	17:41:06.829
6	1:18.321	+2.976	17:42:25.150
7	1:17.499	+2.154	17:43:42.649
8	1:19.505	+4.160	17:45:02.154
9	1:16.383	+1.038	17:46:18.537
10	1:17.840	+2.495	17:47:36.377
11	1:17.875	+2.530	17:48:54.252
12	1:16.902	+1.557	17:50:11.154
13	1:17.840	+2.495	17:51:28.994
14	1:17.530	+2.185	17:52:46.524
15	1:16.634	+1.289	17:54:03.158
16	1:18.237	+2.892	17:55:21.395
17	1:18.727	+3.382	17:56:40.122
18	1:15.972	+0.627	17:57:56.094
19	1:17.648	+2.303	17:59:13.742
20	1:18.746	+3.401	18:00:32.488

(98) PAULO ROSSATTO			
1	1:19.388	+1.141	17:35:44.289
2	1:18.753	+0.506	17:37:03.042
3	1:18.247	-	17:38:21.289
4	1:19.360	+1.113	17:39:40.649
5	1:20.512	+2.265	17:41:01.161
6	1:18.986	+0.739	17:42:20.147
7	1:18.253	+0.006	17:43:38.400
8	1:18.682	+0.435	17:44:57.082
9	1:18.310	+0.063	17:46:15.392
10	1:19.277	+1.030	17:47:34.669
11	1:19.868	+1.621	17:48:54.537
12	1:18.661	+0.414	17:50:13.198
13	1:20.076	+1.829	17:51:33.274
14	1:20.726	+2.479	17:52:54.000
15	1:19.180	+0.933	17:54:13.180
16	1:20.284	+2.037	17:55:33.464
17	1:19.833	+1.586	17:56:53.297
18	1:19.746	+1.499	17:58:13.043
19	1:20.412	+2.165	17:59:33.455
20	1:20.789	+2.542	18:00:54.244

(115) VANDERLEI R. DA SILVA			
1	1:20.552	+2.981	17:35:50.993
2	1:20.163	+2.592	17:37:11.156
3	1:19.309	+1.738	17:38:30.465
4	1:19.638	+2.067	17:39:50.103
5	1:19.054	+1.483	17:41:09.157
6	1:18.693	+1.122	17:42:27.850
7	1:26.362	+8.791	17:43:54.212
8	1:18.337	+0.766	17:45:12.549
9	1:18.459	+0.888	17:46:31.008
10	1:19.258	+1.687	17:47:50.266
11	1:19.002	+1.431	17:49:09.268
12	1:17.745	+0.174	17:50:27.013
13	1:19.206	+1.635	17:51:46.219
14	1:17.571	-	17:53:03.790
15	1:18.544	+0.973	17:54:22.334

Leonardo Rosa

Cristiano Cardoso

Orbits 4

www.amb-it.com

www.mylaps.com

ponsored to: Federaçao Paranaense de Motociclismo

Abertura Paranaense de Motocross

MX1

Cascavel 1,200 Km

Prova

12/04/2015 17:00

Race (25:00 and 2 Laps)

Lap	Lap Tm	Diff	Time of Day
16	1:18.807	+1.236	17:55:41.141
17	1:18.451	+0.880	17:56:59.592
18	1:20.971	+3.400	17:58:20.563
19	1:18.563	+0.992	17:59:39.126
20	1:18.675	+1.104	18:00:57.801

Lap	Lap Tm	Diff	Time of Day
16	1:19.843	+1.105	17:55:55.912
17	1:19.153	+0.415	17:57:15.065
18	1:19.287	+0.549	17:58:34.352
19	1:19.182	+0.444	17:59:53.534
20	1:20.023	+1.285	18:01:13.557

Lap	Lap Tm	Diff	Time of Day
16	1:22.870	+4.253	17:56:05.899
17	1:24.372	+5.755	17:57:30.271
18	1:21.998	+3.381	17:58:52.269
19	1:22.413	+3.796	18:00:14.682
20	1:23.788	+5.171	18:01:38.470

(421) GUILHERME TARDELLI

1	1:20.651	+1.869	17:35:44.064
2	1:19.603	+0.821	17:37:03.667
3	1:20.038	+1.256	17:38:23.705
4	1:18.782	-	17:39:42.487
5	1:20.568	+1.786	17:41:03.055
6	1:19.840	+1.058	17:42:22.895
7	1:19.296	+0.514	17:43:42.191
8	1:18.885	+0.103	17:45:01.076
9	1:20.710	+1.928	17:46:21.786
10	1:19.194	+0.412	17:47:40.980
11	1:19.628	+0.846	17:49:00.608
12	1:19.721	+0.939	17:50:20.329
13	1:21.169	+2.387	17:51:41.498
14	1:18.914	+0.132	17:53:00.412
15	1:19.968	+1.186	17:54:20.380
16	1:22.000	+3.218	17:55:42.380
17	1:21.570	+2.788	17:57:03.950
18	1:20.974	+2.192	17:58:24.924
19	1:21.826	+3.044	17:59:46.750
20	1:21.795	+3.013	18:01:08.545

(307) JEISON SCHEIDT

1	1:18.889	-	17:35:39.920
2	1:18.973	+0.084	17:36:58.893
3	1:19.966	+1.077	17:38:18.859
4	1:20.644	+1.755	17:39:39.503
5	1:20.759	+1.870	17:41:00.262
6	1:20.488	+1.599	17:42:20.750
7	1:20.422	+1.533	17:43:41.172
8	1:20.558	+1.669	17:45:01.730
9	1:20.614	+1.725	17:46:22.344
10	1:19.569	+0.680	17:47:41.913
11	1:20.997	+2.108	17:49:02.910
12	1:21.684	+2.795	17:50:24.594
13	1:22.519	+3.630	17:51:47.113
14	1:23.309	+4.420	17:53:10.422
15	1:21.532	+2.643	17:54:31.954
16	1:20.795	+1.906	17:55:52.749
17	1:21.495	+2.606	17:57:14.244
18	1:22.437	+3.548	17:58:36.681
19	1:23.915	+5.026	18:00:00.596
20	1:25.470	+6.581	18:01:26.066

(731) VAGNER LACHI

1	1:23.462	+2.328	17:35:56.343
2	1:23.872	+2.738	17:37:20.215
3	1:22.580	+1.446	17:38:42.795
4	1:22.901	+1.767	17:40:05.696
5	1:22.778	+1.644	17:41:28.474
6	1:21.786	+0.652	17:42:50.260
7	1:22.292	+1.158	17:44:12.552
8	1:21.330	+0.196	17:45:33.882
9	1:21.134	-	17:46:55.016
10	1:23.599	+2.465	17:48:18.615
11	1:23.621	+2.487	17:49:42.236
12	1:23.450	+2.316	17:51:05.686
13	1:22.717	+1.583	17:52:28.403
14	1:23.451	+2.317	17:53:51.854
15	1:23.180	+2.046	17:55:15.034
16	1:24.615	+3.481	17:56:39.649
17	1:24.224	+3.090	17:58:03.873
18	1:24.305	+3.171	17:59:28.178
19	1:23.270	+2.136	18:00:51.448

(5) TIAGO DUTRA SANT

1	1:22.420	+3.765	17:35:56.847
2	1:21.254	+2.599	17:37:18.101
3	1:20.582	+1.927	17:38:38.683
4	1:21.010	+2.355	17:39:59.693
5	1:19.629	+0.974	17:41:19.322
6	1:19.250	+0.595	17:42:38.572
7	1:19.460	+0.805	17:43:58.032
8	1:19.099	+0.444	17:45:17.131
9	1:19.890	+1.235	17:46:37.021
10	1:18.655	-	17:47:55.676
11	1:20.440	+1.785	17:49:16.116
12	1:19.367	+0.712	17:50:35.483
13	1:20.567	+1.912	17:51:56.050
14	1:19.935	+1.280	17:53:15.985
15	1:20.866	+2.211	17:54:36.851
16	1:19.429	+0.774	17:55:56.280
17	1:19.215	+0.560	17:57:15.495
18	1:19.469	+0.814	17:58:34.964
19	1:18.874	+0.219	17:59:53.838
20	1:18.737	+0.082	18:01:12.575

(15) MAURICIO RODRIGO CHOPIAN BARANHUK

1	1:20.647	+1.477	17:35:47.339
2	1:19.170	-	17:37:06.509
3	1:19.274	+0.104	17:38:25.783
4	1:20.272	+1.102	17:39:46.055
5	1:20.073	+0.903	17:41:06.128
6	1:20.717	+1.547	17:42:26.845
7	1:20.764	+1.594	17:43:47.609
8	1:21.647	+2.477	17:45:09.256
9	1:20.445	+1.275	17:46:29.701
10	1:20.145	+0.975	17:47:49.846
11	1:21.449	+2.279	17:49:11.295
12	1:21.373	+2.203	17:50:32.668
13	1:20.856	+1.686	17:51:53.524
14	1:21.217	+2.047	17:53:14.741
15	1:20.822	+1.652	17:54:35.563
16	1:23.821	+4.651	17:55:59.384
17	1:22.967	+3.797	17:57:22.351
18	1:23.821	+4.651	17:58:46.172
19	1:23.609	+4.439	18:00:09.781
20	1:23.049	+3.879	18:01:32.830

(99) LUIZ FERNANDO MEDEIROS ORLANDO

1	1:21.257	-	17:35:48.813
2	1:21.635	+0.378	17:37:10.448
3	1:26.015	+4.758	17:38:36.463
4	1:22.804	+1.547	17:39:59.267
5	1:23.350	+2.093	17:41:22.617
6	1:23.539	+2.282	17:42:46.156
7	1:23.217	+1.960	17:44:09.373
8	1:22.359	+1.102	17:45:31.732
9	1:22.552	+1.295	17:46:54.284
10	1:25.160	+3.903	17:48:19.444
11	1:23.231	+1.974	17:49:42.675
12	1:24.926	+3.669	17:51:07.601
13	1:26.221	+4.964	17:52:33.822
14	1:27.193	+5.936	17:54:01.015
15	1:26.598	+5.341	17:55:27.613
16	1:25.410	+4.153	17:56:53.023
17	1:33.694	+12.437	17:58:26.717
18	1:29.801	+8.544	17:59:56.518
19	1:34.588	+13.331	18:01:31.106

(97) VINICIUS MUNIZ MACARINI

1	1:21.293	+2.555	17:35:50.569
2	1:20.978	+2.240	17:37:11.547
3	1:21.759	+3.021	17:38:33.306
4	1:20.781	+2.043	17:39:54.087
5	1:22.540	+3.802	17:41:16.627
6	1:20.583	+1.845	17:42:37.210
7	1:18.738	-	17:43:55.948
8	1:20.517	+1.779	17:45:16.465
9	1:19.543	+0.805	17:46:36.008
10	1:19.119	+0.381	17:47:55.127
11	1:19.076	+0.338	17:49:14.203
12	1:20.555	+1.817	17:50:34.758
13	1:19.412	+0.674	17:51:54.170
14	1:21.218	+2.480	17:53:15.388
15	1:20.681	+1.943	17:54:36.069

(122) ESNALTO JR ALENCAR

1	1:19.712	+1.095	17:35:41.868
2	1:18.617	-	17:37:00.485
3	1:20.306	+1.689	17:38:20.791
4	1:19.383	+0.766	17:39:40.174
5	1:22.046	+3.429	17:41:02.220
6	1:19.810	+1.193	17:42:22.030
7	1:21.470	+2.853	17:43:43.500
8	1:21.814	+3.197	17:45:05.314
9	1:21.091	+2.474	17:46:26.405
10	1:21.319	+2.702	17:47:47.724
11	1:24.678	+6.061	17:49:12.402
12	1:21.848	+3.231	17:50:34.250
13	1:23.119	+4.502	17:51:57.369
14	1:22.882	+4.265	17:53:20.251
15	1:22.778	+4.161	17:54:43.029

(64) FABIO SUKEKAVA

1	1:24.486	+1.173	17:35:54.666
2	1:23.313	-	17:37:17.979
3	1:23.436	+0.123	17:38:41.415
4	1:25.151	+1.838	17:40:06.566
5	1:23.711	+0.398	17:41:30.277
6	1:24.360	+1.047	17:42:54.637
7	1:23.620	+0.307	17:44:18.257
8	1:26.092	+2.779	17:45:44.349
9	1:25.363	+2.050	17:47:09.712
10	1:26.084	+2.771	17:48:35.796
11	1:24.257	+0.944	17:50:00.053
12	1:27.423	+4.110	17:51:27.476
13	1:25.985	+2.672	17:52:53.461
14	1:28.450	+5.137	17:54:21.911
15	1:26.283	+2.970	17:55:48.194
16	1:25.765	+2.452	17:57:13.959
17	1:26.475	+3.162	17:58:40.434

Leonardo Rosa

Orbits 4

Cristiano Cardoso

www.amb-it.com

www.mylaps.com

ensed to: **Federacao Paranaense de Motociclismo**



Abertura Paranaense de Motocross

MX1

Cascavel 1,200 Km

Prova

12/04/2015 17:00

Race (25:00 and 2 Laps)

Lap	Lap Tm	Diff	Time of Day
18	1:26.365	+3.052	18:00:06.799
19	1:25.235	+1.922	18:01:32.034

(69) VALDECIR FRANCISCO DE OLIVEIRA

Lap	Lap Tm	Diff	Time of Day
1	1:25.363	+1.628	17:36:04.790
2	1:25.547	+1.812	17:37:30.337
3	1:23.735	-	17:38:54.072
4	1:25.423	+1.688	17:40:19.495
5	1:26.436	+2.701	17:41:45.931
6	1:26.648	+2.913	17:43:12.579
7	1:24.890	+1.155	17:44:37.469
8	1:25.818	+2.083	17:46:03.287
9	1:26.221	+2.486	17:47:29.508
10	1:26.817	+3.082	17:48:56.325
11	1:26.021	+2.286	17:50:22.346
12	1:26.149	+2.414	17:51:48.495
13	1:25.517	+1.782	17:53:14.012
14	1:25.479	+1.744	17:54:39.491
15	1:24.893	+1.158	17:56:04.384
16	1:28.768	+5.033	17:57:33.152
17	1:27.046	+3.311	17:59:00.198
18	1:27.380	+3.645	18:00:27.578
19	1:28.715	+4.980	18:01:56.293

(33) RODRIGO TOSCHI

Lap	Lap Tm	Diff	Time of Day
1	1:27.595	+1.998	17:35:59.881
2	1:26.386	+0.789	17:37:26.267
3	1:26.064	+0.467	17:38:52.331
4	1:25.597	-	17:40:17.928
5	1:27.218	+1.621	17:41:45.146
6	1:28.923	+3.326	17:43:14.069
7	1:28.024	+2.427	17:44:42.093
8	1:28.464	+2.867	17:46:10.557
9	1:28.075	+2.478	17:47:38.632
10	1:28.033	+2.436	17:49:06.665
11	1:30.125	+4.528	17:50:36.790
12	1:31.800	+6.203	17:52:08.590
13	1:31.604	+6.007	17:53:40.194
14	1:29.234	+3.637	17:55:09.428
15	1:31.001	+5.404	17:56:40.429
16	1:29.062	+3.465	17:58:09.491
17	1:30.846	+5.249	17:59:40.337
18	1:26.907	+1.310	18:01:07.244

(414) EBER RONADES ROQUE

Lap	Lap Tm	Diff	Time of Day
1	1:27.111	+1.576	17:36:00.782
2	1:26.368	+0.833	17:37:27.150
3	1:26.134	+0.599	17:38:53.284
4	1:25.535	-	17:40:18.819
5	1:25.656	+0.121	17:41:44.475
6	1:27.807	+2.272	17:43:12.282
7	1:28.425	+2.890	17:44:40.707
8	1:29.037	+3.502	17:46:09.744
9	1:28.433	+2.898	17:47:38.177
10	1:32.619	+7.084	17:49:10.796
11	1:32.883	+7.348	17:50:43.679
12	1:31.281	+5.746	17:52:14.960
13	1:29.350	+3.815	17:53:44.310
14	1:29.172	+3.637	17:55:13.482
15	1:30.798	+5.263	17:56:44.280
16	1:28.175	+2.640	17:58:12.455
17	1:29.652	+4.117	17:59:42.107
18	1:30.057	+4.522	18:01:12.164

(415) JUAREZ DE MELLO

Lap	Lap Tm	Diff	Time of Day
1	1:28.681	+1.691	17:36:04.353

Lap	Lap Tm	Diff	Time of Day
2	1:30.035	+3.045	17:37:34.388
3	1:28.682	+1.692	17:39:03.070
4	1:31.463	+4.473	17:40:34.533
5	1:31.801	+4.811	17:42:06.334
6	1:30.615	+3.625	17:43:36.949
7	1:37.619	+10.629	17:45:14.568
8	1:34.493	+7.503	17:46:49.061
9	1:41.776	+14.786	17:48:30.837
10	1:34.890	+7.900	17:50:05.727
11	1:35.279	+8.289	17:51:41.006
12	1:48.568	+21.578	17:53:29.574
13	1:33.138	+6.148	17:55:02.712
14	1:33.058	+6.068	17:56:35.770
15	1:32.541	+5.551	17:58:08.311
16	1:33.163	+6.173	17:59:41.474
17	1:26.990	-	18:01:08.464

(788) PAULO STEDILE

Lap	Lap Tm	Diff	Time of Day
1	1:15.566	+0.093	17:35:33.785
2	1:15.998	+0.525	17:36:49.783
3	1:15.619	+0.146	17:38:05.402
4	1:15.473	-	17:39:20.875
5	1:16.514	+1.041	17:40:37.389
6	1:15.768	+0.295	17:41:53.157
7	1:17.135	+1.662	17:43:10.292
8	1:16.408	+0.935	17:44:26.700
9	1:17.166	+1.693	17:45:43.866
10	1:16.258	+0.785	17:47:00.124
11	1:17.365	+1.892	17:48:17.489
12	1:16.182	+0.709	17:49:33.671
13	1:17.012	+1.539	17:50:50.683

(321) TIAGO GARCIA

Lap	Lap Tm	Diff	Time of Day
1	1:21.308	+1.132	17:35:49.592
2	1:21.161	+0.985	17:37:10.753
3	1:21.730	+1.554	17:38:32.483
4	1:20.176	-	17:39:52.659
5	1:23.546	+3.370	17:41:16.205
6	1:20.659	+0.483	17:42:36.864
7	1:22.303	+2.127	17:43:59.167
8	1:20.669	+0.493	17:45:19.836

(322) ANDRÉ LUIS GENARO

Lap	Lap Tm	Diff	Time of Day
1	1:23.824	-	17:35:55.139
2	1:24.583	+0.759	17:37:19.722
3	1:25.601	+1.777	17:38:45.323
4	1:26.319	+2.495	17:40:11.642
5	1:27.439	+3.615	17:41:39.081
6	1:32.099	+8.275	17:43:11.180

(72) AILTON ALVES

Lap	Lap Tm	Diff	Time of Day
1	1:29.243	-	17:36:14.838
2	1:30.768	+1.525	17:37:45.606
3	1:32.328	+3.085	17:39:17.934
4	1:37.193	+7.950	17:40:55.127
5	1:35.825	+6.582	17:42:30.952
6	1:34.849	+5.606	17:44:05.801

(21) WILLIAN GUIMARAES

Lap	Lap Tm	Diff	Time of Day
1	1:17.003	-	17:35:36.174
2	1:18.286	+1.283	17:36:54.460
3	1:33.895	+16.892	17:38:28.355

Leonardo Rosa

Cristiano Cardoso

Orbits 4

www.amb-it.com

www.mylaps.com

ponsored to: Federacao Paranaense de Motociclismo



Abertura Paranaense de Motocross

MX2

Prova

Race (20:00 and 2 Laps)

Cascavel 1,200 Km

12/04/2015 15:30

Lap	Lap Tm	Diff	Time of Day
(317) CARLOS EDUARDO MENDES FRANCO			
1	1:14.418	+0.879	15:54:37.235
2	1:13.539	-	15:55:50.774
3	1:13.773	+0.234	15:57:04.547
4	1:13.986	+0.447	15:58:18.533
5	1:14.222	+0.683	15:59:32.755
6	1:15.764	+2.225	16:00:48.519
7	1:14.694	+1.155	16:02:03.213
8	1:15.194	+1.655	16:03:18.407
9	1:14.872	+1.333	16:04:33.279
10	1:15.506	+1.967	16:05:48.785
11	1:16.437	+2.898	16:07:05.222
12	1:16.219	+2.680	16:08:21.441
13	1:20.789	+7.250	16:09:42.230
14	1:14.776	+1.237	16:10:57.006
15	1:16.223	+2.684	16:12:13.229
16	1:16.583	+3.044	16:13:29.812
17	1:17.756	+4.217	16:14:47.568

Lap	Lap Tm	Diff	Time of Day
(214) LUCAS MARTINI			
1	1:18.375	+2.661	15:54:51.248
2	1:16.663	+0.949	15:56:07.911
3	1:22.237	+6.523	15:57:30.148
4	1:16.212	+0.498	15:58:46.360
5	1:16.151	+0.437	16:00:02.511
6	1:16.048	+0.334	16:01:18.559
7	1:16.473	+0.759	16:02:35.032
8	1:16.462	+0.748	16:03:51.494
9	1:16.573	+0.859	16:05:08.067
10	1:15.714	-	16:06:23.781
11	1:15.839	+0.125	16:07:39.620
12	1:16.784	+1.070	16:08:56.404
13	1:17.398	+1.684	16:10:13.802
14	1:16.873	+1.159	16:11:30.675
15	1:15.989	+0.275	16:12:46.664
16	1:17.601	+1.887	16:14:04.265
17	1:16.868	+1.154	16:15:21.133

Lap	Lap Tm	Diff	Time of Day
(98) PAULO ROSSATTO			
1	1:19.509	+3.421	15:54:50.498
2	1:17.085	+0.997	15:56:07.583
3	1:18.275	+2.187	15:57:25.858
4	1:18.035	+1.947	15:58:43.893
5	1:16.323	+0.235	16:00:00.216
6	1:17.552	+1.464	16:01:17.768
7	1:18.550	+2.462	16:02:36.318
8	1:17.032	+0.944	16:03:53.350
9	1:17.948	+1.860	16:05:11.298
10	1:17.055	+0.967	16:06:28.353
11	1:17.833	+1.745	16:07:46.186
12	1:16.843	+0.755	16:09:03.029
13	1:16.088	-	16:10:19.117
14	1:16.915	+0.827	16:11:36.032
15	1:16.696	+0.608	16:12:52.728
16	1:17.161	+1.073	16:14:09.889
17	1:18.631	+2.543	16:15:28.520

Lap	Lap Tm	Diff	Time of Day
(228) JACSON KEIL			
1	1:20.113	+4.223	15:54:48.199
2	1:17.219	+1.329	15:56:05.418
3	1:16.906	+1.016	15:57:22.324
4	1:16.763	+0.873	15:58:39.087
5	1:16.817	+0.927	15:59:55.904
6	1:16.130	+0.240	16:01:12.034
7	1:15.890	-	16:02:27.924

Lap	Lap Tm	Diff	Time of Day
8	1:16.294	+0.404	16:03:44.218
9	1:17.570	+1.680	16:05:01.788
10	1:17.132	+1.242	16:06:18.920
11	1:18.183	+2.293	16:07:37.103
12	1:18.985	+3.095	16:08:56.088
13	1:17.186	+1.296	16:10:13.274
14	1:16.970	+1.080	16:11:30.244
15	1:17.167	+1.277	16:12:47.411
16	1:16.159	+0.269	16:14:03.570
17	1:25.198	+9.308	16:15:28.768

Lap	Lap Tm	Diff	Time of Day
(22) RODRIGO RODRIGUES			
1	1:20.406	+4.543	15:54:53.782
2	1:16.989	+1.126	15:56:10.771
3	1:16.297	+0.434	15:57:27.068
4	1:28.022	+12.159	15:58:55.090
5	1:17.767	+1.904	16:00:12.857
6	1:16.691	+0.828	16:01:29.548
7	1:16.349	+0.486	16:02:45.897
8	1:15.863	-	16:04:01.760
9	1:16.927	+1.064	16:05:18.687
10	1:17.531	+1.668	16:06:36.218
11	1:16.457	+0.594	16:07:52.675
12	1:16.308	+0.445	16:09:08.983
13	1:16.657	+0.794	16:10:25.640
14	1:16.736	+0.873	16:11:42.376
15	1:16.516	+0.653	16:12:58.892
16	1:17.926	+2.063	16:14:16.818
17	1:16.285	+0.422	16:15:33.103

Lap	Lap Tm	Diff	Time of Day
(79) FELIPE MENEGAZZO			
1	1:19.880	+4.152	15:54:54.523
2	1:18.021	+2.293	15:56:12.544
3	1:16.273	+0.545	15:57:28.817
4	1:16.538	+0.810	15:58:45.355
5	1:15.874	+0.146	16:00:01.229
6	1:15.874	+0.146	16:01:17.103
7	1:16.305	+0.577	16:02:33.408
8	1:17.676	+1.948	16:03:51.084
9	1:26.664	+10.936	16:05:17.748
10	1:17.449	+1.721	16:06:35.197
11	1:17.011	+1.283	16:07:52.208
12	1:17.888	+2.160	16:09:10.096
13	1:17.227	+1.499	16:10:27.323
14	1:17.410	+1.682	16:11:44.733
15	1:16.704	+0.976	16:13:01.437
16	1:16.326	+0.598	16:14:17.763
17	1:15.728	-	16:15:33.491

Lap	Lap Tm	Diff	Time of Day
(15) GIOVANNY FELIPE			
1	1:31.183	+14.122	15:55:03.968
2	1:19.656	+2.595	15:56:23.624
3	1:18.955	+1.894	15:57:42.579
4	1:19.155	+2.094	15:59:01.734
5	1:18.694	+1.633	16:00:20.428
6	1:18.466	+1.405	16:01:38.894
7	1:18.305	+1.244	16:02:57.199
8	1:17.300	+0.239	16:04:14.499
9	1:17.061	-	16:05:31.560
10	1:18.677	+1.616	16:06:50.237
11	1:18.297	+1.236	16:08:08.534
12	1:18.307	+1.246	16:09:26.841
13	1:18.951	+1.890	16:10:45.792
14	1:17.656	+0.595	16:12:03.448
15	1:19.650	+2.589	16:13:23.098
16	1:18.449	+1.388	16:14:41.547

Lap	Lap Tm	Diff	Time of Day
17	1:18.323	+1.262	16:15:59.870
(122) ESNALTO JR ALENCAR			
1	1:18.643	+1.778	15:54:47.114
2	1:17.404	+0.539	15:56:04.518
3	1:16.927	+0.062	15:57:21.445
4	1:16.865	-	15:58:38.310
5	1:16.881	+0.016	15:59:55.191
6	1:18.073	+1.208	16:01:13.264
7	1:18.223	+1.358	16:02:31.487
8	1:18.983	+2.118	16:03:50.470
9	1:18.452	+1.587	16:05:08.922
10	1:18.020	+1.155	16:06:26.942
11	1:18.155	+1.290	16:07:45.097
12	1:19.261	+2.396	16:09:04.358
13	1:19.831	+2.966	16:10:24.189
14	1:19.924	+3.059	16:11:44.113
15	1:40.660	+23.795	16:13:24.773
16	1:20.931	+4.066	16:14:45.704
17	1:22.151	+5.286	16:16:07.855

Lap	Lap Tm	Diff	Time of Day
(981) VIRLEI WANDSCHER			
1	1:21.385	+2.865	15:54:58.235
2	1:20.748	+2.228	15:56:18.983
3	1:20.143	+1.623	15:57:39.126
4	1:19.761	+1.241	15:58:58.887
5	1:22.399	+3.879	16:00:21.286
6	1:22.192	+3.672	16:01:43.478
7	1:21.036	+2.516	16:03:04.514
8	1:19.395	+0.875	16:04:23.909
9	1:19.408	+0.888	16:05:43.317
10	1:19.510	+0.990	16:07:02.827
11	1:21.161	+2.641	16:08:23.988
12	1:20.000	+1.480	16:09:43.988
13	1:18.520	-	16:11:02.508
14	1:18.766	+0.246	16:12:21.274
15	1:18.563	+0.043	16:13:39.837
16	1:20.358	+1.838	16:15:00.195

Lap	Lap Tm	Diff	Time of Day
(321) TIAGO GARCIA			
1	1:24.011	+4.636	15:54:59.259
2	1:21.408	+2.033	15:56:20.667
3	1:19.908	+0.533	15:57:40.575
4	1:20.249	+0.874	15:59:00.824
5	1:21.325	+1.950	16:00:22.149
6	1:20.071	+0.696	16:01:42.220
7	1:21.282	+1.907	16:03:03.502
8	1:19.375	-	16:04:22.877
9	1:19.889	+0.514	16:05:42.766
10	1:21.257	+1.882	16:07:04.023
11	1:19.594	+0.219	16:08:23.617
12	1:21.315	+1.940	16:09:44.932
13	1:19.595	+0.220	16:11:04.527
14	1:19.742	+0.367	16:12:24.269
15	1:20.508	+1.133	16:13:44.777
16	1:20.684	+1.309	16:15:05.461

Lap	Lap Tm	Diff	Time of Day
(444) ALEXANDRE CESAR MOCELIN			
1	1:23.140	+5.167	15:55:03.630
2	1:22.376	+4.403	15:56:26.006
3	1:20.123	+2.150	15:57:46.129
4	1:21.376	+3.403	15:59:07.505
5	1:19.895	+1.922	16:00:27.400
6	1:17.973	-	16:01:45.373
7	1:20.970	+2.997	16:03:06.343
8	1:20.565	+2.592	16:04:26.908

Leonardo Rosa
Cristiano Cardoso

Orbits 4

www.amb-it.com
www.mylaps.com

ensed to: **Federacao Paranaense de Motociclismo**



Abertura Paranaense de Motocross

MX2

Prova

Race (20:00 and 2 Laps)

Cascavel 1,200 Km

12/04/2015 15:30

Lap	Lap Tm	Diff	Time of Day
9	1:23.010	+5.037	16:05:49.918
10	1:20.407	+2.434	16:07:10.325
11	1:18.639	+0.666	16:08:28.964
12	1:19.759	+1.786	16:09:48.723
13	1:19.153	+1.180	16:11:07.876
14	1:18.999	+1.026	16:12:26.875
15	1:19.575	+1.602	16:13:46.450
16	1:19.893	+1.920	16:15:06.343

(993) LUIZ EDUARDO MILESKI

1	1:22.828	+3.881	15:55:00.622
2	1:22.560	+3.613	15:56:23.182
3	1:21.645	+2.698	15:57:44.827
4	1:19.384	+0.437	15:59:04.211
5	1:20.498	+1.551	16:00:24.709
6	1:20.207	+1.260	16:01:44.916
7	1:20.946	+1.999	16:03:05.862
8	1:18.947	-	16:04:24.809
9	1:19.799	+0.852	16:05:44.608
10	1:20.363	+1.416	16:07:04.971
11	1:19.688	+0.741	16:08:24.659
12	1:20.849	+1.902	16:09:45.508
13	1:20.264	+1.317	16:11:05.772
14	1:19.385	+0.438	16:12:25.157
15	1:20.735	+1.788	16:13:45.892
16	1:20.675	+1.728	16:15:06.567

(12) YURI SCHAUKOSKI

1	1:24.425	+5.915	15:55:01.913
2	1:20.544	+2.034	15:56:22.457
3	1:21.714	+3.204	15:57:44.171
4	1:18.510	-	15:59:02.681
5	1:20.214	+1.704	16:00:22.895
6	1:21.161	+2.651	16:01:44.056
7	1:21.278	+2.768	16:03:05.334
8	1:20.895	+2.385	16:04:26.229
9	1:18.984	+0.474	16:05:45.213
10	1:21.174	+2.664	16:07:06.387
11	1:18.751	+0.241	16:08:25.138
12	1:21.204	+2.694	16:09:46.342
13	1:20.966	+2.456	16:11:07.308
14	1:20.370	+1.860	16:12:27.678
15	1:20.250	+1.740	16:13:47.928
16	1:19.516	+1.006	16:15:07.444

(115) VANDERLEI R. DA SILVA

1	1:21.534	+4.333	15:54:59.984
2	1:19.282	+2.081	15:56:19.266
3	1:18.760	+1.559	15:57:38.026
4	1:18.903	+1.702	15:58:56.929
5	1:24.649	+7.448	16:00:21.578
6	1:17.732	+0.531	16:01:39.310
7	1:18.358	+1.157	16:02:57.668
8	1:17.201	-	16:04:14.869
9	1:17.334	+0.133	16:05:32.203
10	1:28.431	+11.230	16:07:00.634
11	1:18.701	+1.500	16:08:19.335
12	1:28.221	+11.020	16:09:47.556
13	1:19.042	+1.841	16:11:06.598
14	1:29.851	+12.650	16:12:36.449
15	1:19.407	+2.206	16:13:55.856
16	1:19.310	+2.109	16:15:15.166

(59) ALFREDO PORTILHO

1	1:23.683	+3.460	15:55:02.617
2	1:24.268	+4.045	15:56:26.885

Lap	Lap Tm	Diff	Time of Day
3	1:21.123	+0.900	15:57:48.008
4	1:21.292	+1.069	15:59:09.300
5	1:20.795	+0.572	16:00:30.095
6	1:20.730	+0.507	16:01:50.825
7	1:21.120	+0.897	16:03:11.945
8	1:20.839	+0.616	16:04:32.784
9	1:21.887	+1.664	16:05:54.671
10	1:20.223	-	16:07:14.894
11	1:20.502	+0.279	16:08:35.396
12	1:20.767	+0.544	16:09:56.163
13	1:20.672	+0.449	16:11:16.835
14	1:21.072	+0.849	16:12:37.907
15	1:20.583	+0.360	16:13:58.490
16	1:24.215	+3.992	16:15:22.705

(299) FABRICIO MATEUS DE FREITAS

1	1:33.440	+16.015	15:54:59.516
2	1:53.917	+36.492	15:56:53.433
3	1:20.960	+3.535	15:58:14.393
4	1:22.846	+5.421	15:59:37.239
5	1:18.265	+0.840	16:00:55.504
6	1:20.458	+3.033	16:02:15.962
7	1:17.824	+0.399	16:03:33.786
8	1:17.425	-	16:04:51.211
9	1:17.837	+0.412	16:06:09.048
10	1:18.572	+1.147	16:07:27.620
11	1:19.902	+2.477	16:08:47.522
12	1:18.287	+0.862	16:10:05.809
13	1:19.154	+1.729	16:11:24.963
14	1:26.701	+9.276	16:12:51.664
15	1:19.989	+2.564	16:14:11.653
16	1:18.568	+1.143	16:15:30.221

(771) LUCAS CARNEIRO PIRES

1	1:22.893	+1.996	15:54:57.414
2	1:20.897	-	15:56:18.311
3	1:27.504	+6.607	15:57:45.815
4	1:21.523	+0.626	15:59:07.338
5	1:23.422	+2.525	16:00:30.760
6	1:23.181	+2.284	16:01:53.941
7	1:22.814	+1.917	16:03:16.755
8	1:24.831	+3.934	16:04:41.586
9	1:22.207	+1.310	16:06:03.793
10	1:22.375	+1.478	16:07:26.168
11	1:23.544	+2.647	16:08:49.712
12	1:23.964	+3.067	16:10:13.676
13	1:26.464	+5.567	16:11:40.140
14	1:26.552	+5.655	16:13:06.692
15	1:24.111	+3.214	16:14:30.803
16	1:21.935	+1.038	16:15:52.738

(221) RODRIGO AREVALO

1	1:23.473	+3.774	15:55:03.376
2	1:21.674	+1.975	15:56:25.050
3	1:31.619	+11.920	15:57:56.669
4	1:22.115	+2.416	15:59:18.784
5	1:20.151	+0.452	16:00:38.935
6	1:20.411	+0.712	16:01:59.346
7	1:22.078	+2.379	16:03:21.424
8	1:20.668	+0.969	16:04:42.092
9	1:22.719	+3.020	16:06:04.811
10	1:20.549	+0.850	16:07:25.360
11	1:19.736	+0.037	16:08:45.096
12	1:19.958	+0.259	16:10:05.054
13	1:19.741	+0.042	16:11:24.795
14	1:19.699	-	16:12:44.494

Lap	Lap Tm	Diff	Time of Day
15	1:51.899	+32.200	16:14:36.393
16	1:23.170	+3.471	16:15:59.563

(151) RAYLLAN CALIXTO

1	1:22.221	-	15:55:13.220
2	1:24.409	+2.188	15:56:37.629
3	1:25.410	+3.189	15:58:03.039
4	1:24.057	+1.836	15:59:27.096
5	1:25.361	+3.140	16:00:52.457
6	1:25.305	+3.084	16:02:17.762
7	1:25.253	+3.032	16:03:43.015
8	1:27.803	+5.582	16:05:10.818
9	1:29.087	+6.866	16:06:39.905
10	1:23.945	+1.724	16:08:03.850
11	1:25.403	+3.182	16:09:29.253
12	1:23.543	+1.322	16:10:52.796
13	1:25.918	+3.697	16:12:18.714
14	1:31.078	+8.857	16:13:49.792
15	1:29.193	+6.972	16:15:18.985

(2) VICTOR FONTANA

1	1:21.855	+2.288	15:54:53.666
2	1:21.291	+1.724	15:56:14.957
3	1:19.827	+0.260	15:57:34.784
4	1:23.799	+4.232	15:58:58.583
5	1:21.479	+1.912	16:00:20.062
6	1:20.889	+1.322	16:01:40.951
7	1:21.803	+2.236	16:03:02.754
8	1:19.567	-	16:04:22.321
9	1:19.854	+0.287	16:05:42.175
10	1:21.461	+1.894	16:07:03.636
11	1:39.233	+19.666	16:08:42.869
12	6:18.749	+4:59.182	16:15:01.618

(62) GABRIEL STOCCO GRITTEN NEBES

1	1:20.040	+2.073	15:54:52.394
2	1:17.967	-	15:56:10.361
3	1:26.479	+8.512	15:57:36.840
4	1:18.927	+0.960	15:58:55.767
5	1:38.995	+21.028	16:00:34.762
6	1:20.707	+2.740	16:01:55.469
7	2:07.466	+49.499	16:04:02.935

(307) JEISON SCHEIDT

1	1:33.845	+17.329	15:55:01.075
2	1:19.972	+3.456	15:56:21.047
3	1:19.997	+3.481	15:57:41.044
4	1:18.315	+1.799	15:58:59.359
5	1:18.411	+1.895	16:00:17.770
6	1:16.516	-	16:01:34.286

Leonardo Rosa

Cristiano Cardoso

Orbits 4

www.amb-it.com

www.mylaps.com

ensed to: Federacao Paranaense de Motociclismo

Page 2/2

Printed: 12/04/2015 16:17:23



Abertura Paranaense de Motocross

MX3

Cascavel 1,200 Km

Prova

12/04/2015 13:30

Race (15:00 and 2 Laps)

Lap	Lap Tm	Diff	Time of Day
(21) WILLIAN GUIMARAES			
1	1:15.979	+0.113	13:51:54.144
2	1:16.702	+0.836	13:53:10.846
3	1:15.866	-	13:54:26.712
4	1:16.778	+0.912	13:55:43.490
5	1:16.968	+1.102	13:57:00.458
6	1:17.253	+1.387	13:58:17.711
7	1:17.704	+1.838	13:59:35.415
8	1:18.139	+2.273	14:00:53.554
9	1:16.832	+0.966	14:02:10.386
10	1:16.564	+0.698	14:03:26.950
11	1:17.480	+1.614	14:04:44.430
12	1:16.783	+0.917	14:06:01.213
13	1:18.014	+2.148	14:07:19.227

Lap	Lap Tm	Diff	Time of Day
(788) PAULO STEDILE			
1	1:17.159	+1.008	13:51:56.760
2	1:16.792	+0.641	13:53:13.552
3	1:16.730	+0.579	13:54:30.282
4	1:16.195	+0.044	13:55:46.477
5	1:17.048	+0.897	13:57:03.525
6	1:16.285	+0.134	13:58:19.810
7	1:16.314	+0.163	13:59:36.124
8	1:18.339	+2.188	14:00:54.463
9	1:16.579	+0.428	14:02:11.042
10	1:17.860	+1.709	14:03:28.902
11	1:17.670	+1.519	14:04:46.572
12	1:16.151	-	14:06:02.723
13	1:17.051	+0.900	14:07:19.774

Lap	Lap Tm	Diff	Time of Day
(99) LUIZ FERNANDO MEDEIROS ORLANDO			
1	1:18.313	-	13:52:00.736
2	1:18.450	+0.137	13:53:19.186
3	1:19.040	+0.727	13:54:38.226
4	1:19.159	+0.846	13:55:57.385
5	1:19.621	+1.308	13:57:17.006
6	1:19.464	+1.151	13:58:36.470
7	1:20.192	+1.879	13:59:56.662
8	1:20.645	+2.332	14:01:17.307
9	1:21.286	+2.973	14:02:38.593
10	1:21.834	+3.521	14:04:00.427
11	1:22.300	+3.987	14:05:22.727
12	1:22.384	+4.071	14:06:45.111
13	1:23.862	+5.549	14:08:08.973

Lap	Lap Tm	Diff	Time of Day
(41) ADILSON SZLACHTA			
1	1:19.479	+0.185	13:52:02.130
2	1:19.294	-	13:53:21.424
3	1:19.554	+0.260	13:54:40.978
4	1:20.106	+0.812	13:56:01.084
5	1:19.976	+0.682	13:57:21.060
6	1:20.449	+1.155	13:58:41.509
7	1:20.437	+1.143	14:00:01.946
8	1:21.028	+1.734	14:01:22.974
9	1:21.084	+1.790	14:02:44.058
10	1:20.868	+1.574	14:04:04.926
11	1:21.251	+1.957	14:05:26.177
12	1:23.165	+3.871	14:06:49.342
13	1:25.607	+6.313	14:08:14.949

Lap	Lap Tm	Diff	Time of Day
(999) CASSIO DE LIMA			
1	1:22.528	+2.995	13:52:11.324
2	1:23.304	+3.771	13:53:34.628
3	1:21.638	+2.105	13:54:56.266
4	1:19.533	-	13:56:15.799

Lap	Lap Tm	Diff	Time of Day
5	1:21.300	+1.767	13:57:37.099
6	1:22.261	+2.728	13:58:59.360
7	1:20.092	+0.559	14:00:19.452
8	1:20.107	+0.574	14:01:39.559
9	1:20.944	+1.411	14:03:00.503
10	1:20.741	+1.208	14:04:21.244
11	1:21.787	+2.254	14:05:43.031
12	1:22.547	+3.014	14:07:05.578
13	1:20.759	+1.226	14:08:26.337

Lap	Lap Tm	Diff	Time of Day
(731) VAGNER LACHI			
1	1:21.448	+0.945	13:52:06.925
2	1:20.503	-	13:53:27.428
3	1:21.019	+0.516	13:54:48.447
4	1:21.569	+1.066	13:56:10.016
5	1:22.093	+1.590	13:57:32.109
6	1:20.930	+0.427	13:58:53.039
7	1:20.969	+0.466	14:00:14.008
8	1:22.664	+2.161	14:01:36.672
9	1:22.516	+2.013	14:02:59.188
10	1:21.752	+1.249	14:04:20.940
11	1:22.823	+2.320	14:05:43.763
12	1:22.114	+1.611	14:07:05.877
13	1:20.888	+0.385	14:08:26.765

Lap	Lap Tm	Diff	Time of Day
(713) MARCOS CEZAR BENETATTI			
1	1:21.458	+0.497	13:52:07.877
2	1:21.402	+0.441	13:53:29.279
3	1:21.071	+0.110	13:54:50.350
4	1:21.810	+0.849	13:56:12.160
5	1:20.961	-	13:57:33.121
6	1:21.403	+0.442	13:58:54.524
7	1:21.792	+0.831	14:00:16.316
8	1:21.652	+0.691	14:01:37.968
9	1:21.828	+0.867	14:02:59.796
10	1:23.047	+2.086	14:04:22.843
11	1:25.458	+4.497	14:05:48.301
12	1:25.258	+4.297	14:07:13.559
13	1:23.803	+2.842	14:08:37.362

Lap	Lap Tm	Diff	Time of Day
(9) OLAVIO CARPINSKI (NECO)			
1	1:22.869	+2.330	13:52:10.450
2	1:21.502	+0.963	13:53:31.952
3	1:20.539	-	13:54:52.491
4	1:21.805	+1.266	13:56:14.296
5	1:23.100	+2.561	13:57:37.396
6	1:22.604	+2.065	13:59:00.000
7	1:22.254	+1.715	14:00:22.254
8	1:23.307	+2.768	14:01:45.561
9	1:21.878	+1.339	14:03:07.439
10	1:23.000	+2.461	14:04:30.439
11	1:23.742	+3.203	14:05:54.181
12	1:22.795	+2.256	14:07:16.976
13	1:21.917	+1.378	14:08:38.893

Lap	Lap Tm	Diff	Time of Day
(113) FABIO DE LUCENA BRITO			
1	1:22.874	+1.386	13:52:09.748
2	1:22.921	+1.433	13:53:32.669
3	1:21.912	+0.424	13:54:54.581
4	1:21.488	-	13:56:16.069
5	1:22.841	+1.353	13:57:38.910
6	1:22.897	+1.409	13:59:01.807
7	1:23.178	+1.690	14:00:24.985
8	1:21.768	+0.280	14:01:46.753
9	1:23.739	+2.251	14:03:10.492
10	1:23.306	+1.818	14:04:33.798

Lap	Lap Tm	Diff	Time of Day
11	1:22.262	+0.774	14:05:56.060
12	1:22.866	+1.378	14:07:18.926
13	1:24.120	+2.632	14:08:43.046

Lap	Lap Tm	Diff	Time of Day
(69) VALDECIR FRANCISCO DE OLIVEIRA			
1	1:23.532	+1.466	13:52:11.713
2	1:22.066	-	13:53:33.779
3	1:22.976	+0.910	13:54:56.755
4	1:22.494	+0.428	13:56:19.249
5	1:22.198	+0.132	13:57:41.447
6	1:22.907	+0.841	13:59:04.354
7	1:23.776	+1.710	14:00:28.130
8	1:23.019	+0.953	14:01:51.149
9	1:22.716	+0.650	14:03:13.865
10	1:22.927	+0.861	14:04:36.792
11	1:22.925	+0.859	14:05:59.717
12	1:25.258	+3.192	14:07:24.975

Lap	Lap Tm	Diff	Time of Day
(101) CLAUDINEI AVILA			
1	1:21.370	-	13:52:07.300
2	1:21.621	+0.251	13:53:28.921
3	1:22.801	+1.431	13:54:51.722
4	1:22.090	+0.720	13:56:13.812
5	1:22.583	+1.213	13:57:36.395
6	1:24.750	+3.380	13:59:01.145
7	1:24.541	+3.171	14:00:25.686
8	1:23.269	+1.899	14:01:48.955
9	1:23.345	+1.975	14:03:12.300
10	1:22.745	+1.375	14:04:35.045
11	1:23.572	+2.202	14:05:58.617
12	1:27.639	+6.269	14:07:26.256

Lap	Lap Tm	Diff	Time of Day
(702) THELL ADUR			
1	1:23.129	+0.227	13:52:13.143
2	1:23.601	+0.699	13:53:36.744
3	1:23.862	+0.960	13:55:00.606
4	1:23.493	+0.591	13:56:24.099
5	1:23.708	+0.806	13:57:47.807
6	1:24.151	+1.249	13:59:11.958
7	1:23.305	+0.403	14:00:35.263
8	1:22.902	-	14:01:58.165
9	1:23.865	+0.963	14:03:22.030
10	1:23.735	+0.833	14:04:45.765
11	1:23.829	+0.927	14:06:09.594
12	1:24.917	+2.015	14:07:34.511

Lap	Lap Tm	Diff	Time of Day
(64) FABIO SUKEKAVA			
1	1:23.982	+1.494	13:52:08.718
2	1:22.488	-	13:53:31.206
3	1:23.934	+1.446	13:54:55.140
4	1:24.164	+1.676	13:56:19.304
5	1:24.473	+1.985	13:57:43.777
6	1:24.424	+1.936	13:59:08.201
7	1:23.929	+1.441	14:00:32.130
8	1:24.677	+2.189	14:01:56.807
9	1:24.334	+1.846	14:03:21.141
10	1:23.840	+1.352	14:04:44.981
11	1:25.393	+2.905	14:06:10.374
12	1:26.496	+4.008	14:07:36.870

Lap	Lap Tm	Diff	Time of Day
(174) ALEXANDRE MUCZFELDT MARTINS DE SIQUEIRA			
1	1:23.201	+1.335	13:52:13.856
2	1:28.333	+6.467	13:53:42.189
3	1:22.472	+0.606	13:55:04.661
4	1:21.866	-	13:56:26.527
5	1:23.413	+1.547	13:57:49.940

Leonardo Rosa
Cristiano Cardoso

Orbits 4

www.amb-it.com
www.mylaps.com

ponsored to: Federaçao Paranaense de Motociclismo



Abertura Paranaense de Motocross

MX3

Cascavel 1,200 Km

Prova

12/04/2015 13:30

Race (15:00 and 2 Laps)

Lap	Lap Tm	Diff	Time of Day
6	1:22.694	+0.828	13:59:12.634
7	1:23.120	+1.254	14:00:35.754
8	1:22.722	+0.856	14:01:58.476
9	1:24.084	+2.218	14:03:22.560
10	1:26.044	+4.178	14:04:48.604
11	1:25.015	+3.149	14:06:13.619
12	1:26.868	+5.002	14:07:40.487

(72) AILTON ALVES

1	1:24.863	+0.104	13:52:19.375
2	1:25.606	+0.847	13:53:44.981
3	1:25.722	+0.963	13:55:10.703
4	1:25.585	+0.826	13:56:36.288
5	1:26.924	+2.165	13:58:03.212
6	1:27.500	+2.741	13:59:30.712
7	1:26.515	+1.756	14:00:57.227
8	1:26.656	+1.897	14:02:23.883
9	1:26.156	+1.397	14:03:50.039
10	1:26.223	+1.464	14:05:16.262
11	1:27.118	+2.359	14:06:43.380
12	1:24.759	-	14:08:08.139

(33) RODRIGO TOSCHI

1	1:25.194	+0.481	13:52:20.509
2	1:25.921	+1.208	13:53:46.430
3	1:24.791	+0.078	13:55:11.221
4	1:29.824	+5.111	13:56:41.045
5	1:24.713	-	13:58:05.758
6	1:26.038	+1.325	13:59:31.796
7	1:28.425	+3.712	14:01:00.221
8	1:26.298	+1.585	14:02:26.519
9	1:25.530	+0.817	14:03:52.049
10	1:26.232	+1.519	14:05:18.281
11	1:26.030	+1.317	14:06:44.311
12	1:25.685	+0.972	14:08:09.996

(13) MARCOS ROGERIO OLIVEIRA DE SOUZA

1	1:26.375	+0.999	13:52:21.265
2	1:26.064	+0.688	13:53:47.329
3	1:25.611	+0.235	13:55:12.940
4	1:26.575	+1.199	13:56:39.515
5	1:25.376	-	13:58:04.891
6	1:27.208	+1.832	13:59:32.099
7	1:26.827	+1.451	14:00:58.926
8	1:26.348	+0.972	14:02:25.274
9	1:26.460	+1.084	14:03:51.734
10	1:26.088	+0.712	14:05:17.822
11	1:28.067	+2.691	14:06:45.889
12	1:28.144	+2.768	14:08:14.033

(34) SIDNEY SARTORI

1	1:26.241	+0.516	13:52:22.076
2	1:25.725	-	13:53:47.801
3	1:27.388	+1.663	13:55:15.189
4	1:26.658	+0.933	13:56:41.847
5	1:26.251	+0.526	13:58:08.098
6	1:27.314	+1.589	13:59:35.412
7	1:26.126	+0.401	14:01:01.538
8	1:26.996	+1.271	14:02:28.534
9	1:26.608	+0.883	14:03:55.142
10	1:26.485	+0.760	14:05:21.627
11	1:27.817	+2.092	14:06:49.444
12	1:28.148	+2.423	14:08:17.592

(415) JUAREZ DE MELLO

1	1:25.167	-	13:52:18.797
---	-----------------	---	--------------

Lap	Lap Tm	Diff	Time of Day
2	1:25.607	+0.440	13:53:44.404
3	1:25.652	+0.485	13:55:10.056
4	1:25.736	+0.569	13:56:35.792
5	1:27.156	+1.989	13:58:02.948
6	1:27.219	+2.052	13:59:30.167
7	1:26.717	+1.550	14:00:56.884
8	1:26.731	+1.564	14:02:23.615
9	1:29.631	+4.464	14:03:53.246
10	1:28.708	+3.541	14:05:21.954
11	1:34.139	+8.972	14:06:56.093
12	1:31.959	+6.792	14:08:28.052

(414) EBER RONADES ROQUE

1	1:27.679	+1.464	13:52:25.137
2	1:26.323	+0.108	13:53:51.460
3	1:26.334	+0.119	13:55:17.794
4	1:26.215	-	13:56:44.009
5	1:26.932	+0.717	13:58:10.941
6	1:28.767	+2.552	13:59:39.708
7	1:27.096	+0.881	14:01:06.804
8	1:27.373	+1.158	14:02:34.177
9	1:28.533	+2.318	14:04:02.710
10	1:28.400	+2.185	14:05:31.110
11	1:29.754	+3.539	14:07:00.864
12	1:31.901	+5.686	14:08:32.765

(259) DIEGO RIBAS

1	1:26.608	+0.348	13:52:23.874
2	1:26.260	-	13:53:50.134
3	1:29.852	+3.592	13:55:19.986
4	1:27.104	+0.844	13:56:47.090
5	1:28.061	+1.801	13:58:15.151
6	1:30.258	+3.998	13:59:45.409
7	1:28.306	+2.046	14:01:13.715
8	1:31.552	+5.292	14:02:45.267
9	1:28.922	+2.662	14:04:14.189
10	1:28.393	+2.133	14:05:42.582
11	1:30.107	+3.847	14:07:12.689
12	1:31.548	+5.288	14:08:44.237

(44) ADRIANO CACOAL

1	1:25.895	+0.171	13:52:19.968
2	1:26.024	+0.300	13:53:45.992
3	1:26.088	+0.364	13:55:12.080
4	1:26.456	+0.732	13:56:38.536
5	1:25.724	-	13:58:04.260
6	1:28.806	+3.082	13:59:33.066
7	1:31.565	+5.841	14:01:04.631
8	1:32.793	+7.069	14:02:37.424
9	1:33.883	+8.159	14:04:11.307
10	1:30.665	+4.941	14:05:41.972
11	1:33.761	+8.037	14:07:15.733
12	1:42.338	+16.614	14:08:58.071

(260) FÁBIO MUNIZ

1	1:23.429	+2.229	13:52:05.209
2	1:21.200	-	13:53:26.409
3	1:21.367	+0.167	13:54:47.776
4	1:21.857	+0.657	13:56:09.633
5	1:24.998	+3.798	13:57:34.631
6	1:23.430	+2.230	13:58:58.061
7	1:23.704	+2.504	14:00:21.765
8	1:23.498	+2.298	14:01:45.263
9	1:25.898	+4.698	14:03:11.161

(171) MARCOS CRISTIANI COSTA DA SILVA

Lap	Lap Tm	Diff	Time of Day
1	1:35.367	-	13:52:38.146
2	1:35.777	+0.410	13:54:13.923
3	1:45.620	+10.253	13:55:59.543
4	1:48.224	+12.857	13:57:47.767
5	1:54.625	+19.258	13:59:42.392
6	1:45.357	+9.990	14:01:27.749
7	1:51.294	+15.927	14:03:19.043
8	1:48.408	+13.041	14:05:07.451
9	1:47.428	+12.061	14:06:54.879

(357) FABIO REIS TEIXEIRA

1	1:23.222	-	13:52:12.698
2	1:23.697	+0.475	13:53:36.395
3	1:23.341	+0.119	13:54:59.736
4	1:23.906	+0.684	13:56:23.642
5	1:25.800	+2.578	13:57:49.442
6	1:24.140	+0.918	13:59:13.582
7	1:24.300	+1.078	14:00:37.882

(6) ANDREI MAROSO

1	1:22.673	-	13:52:11.952
2	1:23.394	+0.721	13:53:35.346
3	1:22.927	+0.254	13:54:58.273
4	1:24.638	+1.965	13:56:22.911
5	1:30.923	+8.250	13:57:53.834
6	1:26.832	+4.159	13:59:20.666
7	1:24.887	+2.214	14:00:45.553

(372) JOAO PAULO MONTEIRO

1	1:27.334	+3.100	13:52:26.295
2	1:24.234	-	13:53:50.529
3	1:27.328	+3.094	13:55:17.857
4	1:24.650	+0.416	13:56:42.507
5	1:25.769	+1.535	13:58:08.276
6	1:25.106	+0.872	13:59:33.382
7	1:28.965	+4.731	14:01:02.347

(79) EDILSON BERTA

1	1:38.844	-	13:52:30.966
---	-----------------	---	--------------

(369) ANDRINEY FERREIRA LOPES

1	1:44.784	-	13:52:41.499
---	-----------------	---	--------------

Leonardo Rosa

Cristiano Cardoso

Orbits 4

www.amb-it.com

www.mylaps.com

ponsored to: **Federacao Paranaense de Motociclismo**



Abertura Paranaense de Motocross

MX4

Cascavel 1,200 Km

Prova

12/04/2015 12:37

Race (15:00 and 2 Laps)

Lap	Lap Tm	Diff	Time of Day
(21) WILLIAN GUIMARAES			
1	1:19.126	+2.250	12:19:03.644
2	1:17.114	+0.238	12:20:20.758
3	1:16.876	-	12:21:37.634
4	1:18.292	+1.416	12:22:55.926
5	1:17.073	+0.197	12:24:12.999
6	1:18.498	+1.622	12:25:31.497
7	1:18.733	+1.857	12:26:50.230
8	1:17.612	+0.736	12:28:07.842
9	1:20.711	+3.835	12:29:28.553
10	1:18.115	+1.239	12:30:46.668
11	1:17.877	+1.001	12:32:04.545
12	1:19.644	+2.768	12:33:24.189
13	1:18.752	+1.876	12:34:42.941

Lap	Lap Tm	Diff	Time of Day
(99) LUIZ FERNANDO MEDEIROS ORLANDO			
1	1:18.687	+1.891	12:19:07.634
2	1:18.325	+1.529	12:20:25.959
3	1:17.793	+0.997	12:21:43.752
4	1:18.330	+1.534	12:23:02.082
5	1:16.796	-	12:24:18.878
6	1:18.576	+1.780	12:25:37.454
7	1:19.181	+2.385	12:26:56.635
8	1:17.860	+1.064	12:28:14.495
9	1:18.906	+2.110	12:29:33.401
10	1:18.286	+1.490	12:30:51.687
11	1:19.233	+2.437	12:32:10.920
12	1:19.266	+2.470	12:33:30.186
13	1:19.982	+3.186	12:34:50.168

Lap	Lap Tm	Diff	Time of Day
(41) ADILSON SZLACHTA			
1	1:19.909	+2.036	12:19:06.459
2	1:18.908	+1.035	12:20:25.367
3	1:18.670	+0.797	12:21:44.037
4	1:18.324	+0.451	12:23:02.361
5	1:17.873	-	12:24:20.234
6	1:19.117	+1.244	12:25:39.351
7	1:19.909	+2.036	12:26:59.260
8	1:19.135	+1.262	12:28:18.395
9	1:19.171	+1.298	12:29:37.566
10	1:20.482	+2.609	12:30:58.048
11	1:19.796	+1.923	12:32:17.844
12	1:20.191	+2.318	12:33:38.035
13	1:21.265	+3.392	12:34:59.300

Lap	Lap Tm	Diff	Time of Day
(731) VAGNER LACHI			
1	1:20.864	+1.266	12:19:13.149
2	1:20.594	+0.996	12:20:33.743
3	1:20.727	+1.129	12:21:54.470
4	1:20.327	+0.729	12:23:14.797
5	1:20.240	+0.642	12:24:35.037
6	1:19.919	+0.321	12:25:54.956
7	1:20.224	+0.626	12:27:15.180
8	1:20.924	+1.326	12:28:36.104
9	1:20.167	+0.569	12:29:56.271
10	1:19.598	-	12:31:15.869
11	1:19.729	+0.131	12:32:35.598
12	1:22.764	+3.166	12:33:58.362
13	1:22.430	+2.832	12:35:20.792

Lap	Lap Tm	Diff	Time of Day
(69) VALDECIR FRANCISCO DE OLIVEIRA			
1	1:20.932	+1.021	12:19:10.712
2	1:21.562	+1.651	12:20:32.274
3	1:21.108	+1.197	12:21:53.382
4	1:21.055	+1.144	12:23:14.437

Lap	Lap Tm	Diff	Time of Day
5	1:20.255	+0.344	12:24:34.692
6	1:19.911	-	12:25:54.603
7	1:21.301	+1.390	12:27:15.904
8	1:22.760	+2.849	12:28:38.664
9	1:20.285	+0.374	12:29:58.949
10	1:20.972	+1.061	12:31:19.921
11	1:20.522	+0.611	12:32:40.443
12	1:21.759	+1.848	12:34:02.202
13	1:20.511	+0.600	12:35:22.713

Lap	Lap Tm	Diff	Time of Day
(101) CLAUDINEI AVILA			
1	1:21.073	+1.277	12:19:12.047
2	1:20.599	+0.803	12:20:32.646
3	1:21.076	+1.280	12:21:53.722
4	1:20.376	+0.580	12:23:14.098
5	1:19.796	-	12:24:33.894
6	1:20.087	+0.291	12:25:53.981
7	1:20.848	+1.052	12:27:14.829
8	1:22.423	+2.627	12:28:37.252
9	1:20.981	+1.185	12:29:58.233
10	1:21.117	+1.321	12:31:19.350
11	1:21.708	+1.912	12:32:41.058
12	1:21.510	+1.714	12:34:02.568
13	1:20.549	+0.753	12:35:23.117

Lap	Lap Tm	Diff	Time of Day
(713) MARCOS CEZAR BENETATTI			
1	1:20.562	+1.932	12:19:14.992
2	1:20.200	+1.570	12:20:35.192
3	1:29.167	+10.537	12:22:04.359
4	1:19.992	+1.362	12:23:24.351
5	1:19.641	+1.011	12:24:43.992
6	1:20.008	+1.378	12:26:04.000
7	1:19.436	+0.806	12:27:23.436
8	1:19.681	+1.051	12:28:43.117
9	1:21.600	+2.970	12:30:04.717
10	1:20.020	+1.390	12:31:24.737
11	1:19.800	+1.170	12:32:44.537
12	1:18.630	-	12:34:03.167
13	1:21.968	+3.338	12:35:25.135

Lap	Lap Tm	Diff	Time of Day
(6) ANDREI MAROSO			
1	1:23.286	+2.931	12:19:17.503
2	1:21.754	+1.399	12:20:39.257
3	1:21.848	+1.493	12:22:01.105
4	1:20.679	+0.324	12:23:21.784
5	1:21.953	+1.598	12:24:43.737
6	1:21.063	+0.708	12:26:04.800
7	1:20.796	+0.441	12:27:25.596
8	1:20.355	-	12:28:45.951
9	1:22.315	+1.960	12:30:08.266
10	1:21.560	+1.205	12:31:29.826
11	1:20.816	+0.461	12:32:50.642
12	1:22.843	+2.488	12:34:13.485
13	1:22.727	+2.372	12:35:36.212

Lap	Lap Tm	Diff	Time of Day
(9) OLAVIO CARPINSKI (NECO)			
1	1:22.968	+4.338	12:19:22.989
2	1:18.630	-	12:20:41.619
3	1:21.018	+2.388	12:22:02.637
4	1:20.463	+1.833	12:23:23.100
5	1:33.929	+15.299	12:24:57.029
6	1:21.416	+2.786	12:26:18.445
7	1:21.396	+2.766	12:27:39.841
8	1:23.529	+4.899	12:29:03.370
9	1:22.453	+3.823	12:30:25.823
10	1:22.360	+3.730	12:31:48.183

Lap	Lap Tm	Diff	Time of Day
11	1:22.962	+4.332	12:33:11.145
12	1:22.792	+4.162	12:34:33.937
13	1:22.424	+3.794	12:35:56.361

Lap	Lap Tm	Diff	Time of Day
(397) WALTER CAETANO BARBOSA			
1	1:25.167	+2.913	12:19:13.697
2	1:24.570	+2.316	12:20:38.267
3	1:23.841	+1.587	12:22:02.108
4	1:24.978	+2.724	12:23:27.086
5	1:22.740	+0.486	12:24:49.826
6	1:23.252	+0.998	12:26:13.078
7	1:22.254	-	12:27:35.332
8	1:23.848	+1.594	12:28:59.180
9	1:24.373	+2.119	12:30:23.553
10	1:24.012	+1.758	12:31:47.565
11	1:23.027	+0.773	12:33:10.592
12	1:24.546	+2.292	12:34:35.138
13	1:23.169	+0.915	12:35:58.307

Lap	Lap Tm	Diff	Time of Day
(72) AILTON ALVES			
1	1:27.133	+4.023	12:19:27.764
2	1:25.412	+2.302	12:20:53.176
3	1:24.936	+1.826	12:22:18.112
4	1:26.547	+3.437	12:23:44.659
5	1:26.958	+3.848	12:25:11.617
6	1:26.655	+3.545	12:26:38.272
7	1:23.110	-	12:28:01.382
8	1:23.554	+0.444	12:29:24.936
9	1:23.679	+0.569	12:30:48.615
10	1:23.887	+0.777	12:32:12.502
11	1:23.592	+0.482	12:33:36.094
12	1:23.968	+0.858	12:35:00.062

Lap	Lap Tm	Diff	Time of Day
(34) SIDNEY SARTORI			
1	1:27.524	+4.201	12:19:25.523
2	1:26.212	+2.889	12:20:51.735
3	1:25.658	+2.335	12:22:17.393
4	1:25.890	+2.567	12:23:43.283
5	1:26.110	+2.787	12:25:09.393
6	1:23.791	+0.468	12:26:33.184
7	1:23.891	+0.568	12:27:57.075
8	1:24.418	+1.095	12:29:21.493
9	1:25.047	+1.724	12:30:46.540
10	1:25.394	+2.071	12:32:11.934
11	1:23.323	-	12:33:35.257
12	1:25.672	+2.349	12:35:00.929

Lap	Lap Tm	Diff	Time of Day
(17) MARCOS ANTONIO MOTTA DOS SANTOS			
1	1:27.467	+2.722	12:19:24.933
2	1:26.027	+1.282	12:20:50.960
3	1:25.894	+1.149	12:22:16.854
4	1:27.226	+2.481	12:23:44.080
5	1:24.745	-	12:25:08.825
6	1:25.361	+0.616	12:26:34.186
7	1:25.430	+0.685	12:27:59.616
8	1:27.227	+2.482	12:29:26.843
9	1:27.204	+2.459	12:30:54.047
10	1:26.019	+1.274	12:32:20.066
11	1:27.517	+2.772	12:33:47.583
12	1:25.530	+0.785	12:35:13.113

Lap	Lap Tm	Diff	Time of Day
(414) EBER RONADES ROQUE			
1	1:28.634	+4.180	12:19:32.504
2	1:25.020	+0.566	12:20:57.524
3	1:25.436	+0.982	12:22:22.960
4	1:24.454	-	12:23:47.414

Leonardo Rosa

Cristiano Cardoso

Orbits 4

www.amb-it.com

www.mylaps.com

ensend to: **Federacao Paranaense de Motociclismo**



Abertura Paranaense de Motocross

MX4

Cascavel 1,200 Km

Prova

12/04/2015 12:37

Race (15:00 and 2 Laps)

Lap	Lap Tm	Diff	Time of Day
5	1:25.651	+1.197	12:25:13.065
6	1:26.589	+2.135	12:26:39.654
7	1:26.079	+1.625	12:28:05.733
8	1:25.640	+1.186	12:29:31.373
9	1:25.620	+1.166	12:30:56.993
10	1:25.537	+1.083	12:32:22.530
11	1:26.468	+2.014	12:33:48.998
12	1:25.465	+1.011	12:35:14.463

(75) JOEL BASSO

1	1:27.544	+1.509	12:19:22.649
2	1:26.035	-	12:20:48.684
3	1:27.845	+1.810	12:22:16.529
4	1:26.297	+0.262	12:23:42.826
5	1:28.086	+2.051	12:25:10.912
6	1:26.759	+0.724	12:26:37.671
7	1:27.680	+1.645	12:28:05.351
8	1:29.737	+3.702	12:29:35.088
9	1:26.818	+0.783	12:31:01.906
10	1:27.244	+1.209	12:32:29.150
11	1:28.291	+2.256	12:33:57.441
12	1:28.920	+2.885	12:35:26.361

(77) GILSON FREIRE

1	1:23.544	+0.205	12:19:56.967
2	1:23.339	-	12:21:20.306
3	1:24.085	+0.746	12:22:44.391
4	1:25.584	+2.245	12:24:09.975
5	1:24.807	+1.468	12:25:34.782
6	1:26.490	+3.151	12:27:01.272
7	1:24.834	+1.495	12:28:26.106
8	1:24.448	+1.109	12:29:50.554
9	1:26.003	+2.664	12:31:16.557
10	1:26.430	+3.091	12:32:42.987
11	1:26.413	+3.074	12:34:09.400
12	1:23.986	+0.647	12:35:33.386

(508) JOSIAS BENASSE GRIJO BENASSE

1	1:27.186	+2.559	12:19:23.887
2	1:25.462	+0.835	12:20:49.349
3	1:34.422	+9.795	12:22:23.771
4	1:25.005	+0.378	12:23:48.776
5	1:25.046	+0.419	12:25:13.822
6	1:26.202	+1.575	12:26:40.024
7	1:26.360	+1.733	12:28:06.384
8	1:31.160	+6.533	12:29:37.544
9	1:27.480	+2.853	12:31:05.024
10	1:24.627	-	12:32:29.651
11	1:32.198	+7.571	12:34:01.849
12	1:34.128	+9.501	12:35:35.977

(218) MARCIAL SAMANIEGO

1	1:31.994	+6.574	12:19:37.023
2	1:31.367	+5.947	12:21:08.390
3	1:28.017	+2.597	12:22:36.407
4	1:27.709	+2.289	12:24:04.116
5	1:26.564	+1.144	12:25:30.680
6	1:28.336	+2.916	12:26:59.016
7	1:26.323	+0.903	12:28:25.339
8	1:26.989	+1.569	12:29:52.328
9	1:26.892	+1.472	12:31:19.220
10	1:28.916	+3.496	12:32:48.136
11	1:26.239	+0.819	12:34:14.375
12	1:25.420	-	12:35:39.795

(71) IRINEU SERENISKI

Lap	Lap Tm	Diff	Time of Day
1	1:29.805	+3.253	12:19:35.750
2	1:29.652	+3.100	12:21:05.402
3	1:27.473	+0.921	12:22:32.875
4	1:26.552	-	12:23:59.427
5	1:28.162	+1.610	12:25:27.589
6	1:27.128	+0.576	12:26:54.717
7	1:27.964	+1.412	12:28:22.681
8	1:27.173	+0.621	12:29:49.854
9	1:28.618	+2.066	12:31:18.472
10	1:31.230	+4.678	12:32:49.702
11	1:27.344	+0.792	12:34:17.046
12	1:27.938	+1.386	12:35:44.984

(188) AMARILDO STOCKER

1	1:31.839	+3.341	12:19:38.670
2	1:30.886	+2.388	12:21:09.556
3	1:29.649	+1.151	12:22:39.205
4	1:29.428	+0.930	12:24:08.633
5	1:30.613	+2.115	12:25:39.246
6	1:29.817	+1.319	12:27:09.063
7	1:29.598	+1.100	12:28:38.661
8	1:29.229	+0.731	12:30:07.890
9	1:29.926	+1.428	12:31:37.816
10	1:28.498	-	12:33:06.314
11	1:30.538	+2.040	12:34:36.852
12	1:28.573	+0.075	12:36:05.425

(759) GENESIO FERREIRA

1	1:31.437	+4.395	12:19:34.684
2	1:29.364	+2.322	12:21:04.048
3	1:27.042	-	12:22:31.090
4	1:27.418	+0.376	12:23:58.508
5	1:28.306	+1.264	12:25:26.814
6	1:29.397	+2.355	12:26:56.211
7	1:32.358	+5.316	12:28:28.569
8	1:32.450	+5.408	12:30:01.019
9	1:31.248	+4.206	12:31:32.267
10	1:31.401	+4.359	12:33:03.668
11	1:32.692	+5.650	12:34:36.360
12	1:36.070	+9.028	12:36:12.430

(415) JUAREZ DE MELLO

1	1:38.881	+13.477	12:19:40.353
2	1:28.680	+3.276	12:21:09.033
3	1:57.364	+31.960	12:23:06.397
4	1:25.404	-	12:24:31.801
5	1:30.134	+4.730	12:26:01.935
6	1:28.316	+2.912	12:27:30.251
7	1:26.538	+1.134	12:28:56.789
8	1:26.713	+1.309	12:30:23.502
9	1:27.634	+2.230	12:31:51.136
10	1:27.397	+1.993	12:33:18.533
11	1:26.044	+0.640	12:34:44.577

(65) LUIZ BRUDER

1	1:30.904	+1.525	12:19:41.629
2	1:29.379	-	12:21:11.008
3	1:30.123	+0.744	12:22:41.131
4	1:30.421	+1.042	12:24:11.552
5	1:31.523	+2.144	12:25:43.075
6	1:29.843	+0.464	12:27:12.918
7	1:33.118	+3.739	12:28:46.036
8	1:33.244	+3.865	12:30:19.280
9	1:33.427	+4.048	12:31:52.707
10	1:32.703	+3.324	12:33:25.410
11	1:30.815	+1.436	12:34:56.225

(12) SIDNEY SCHAUKOSKI

1	1:31.019	+3.664	12:19:39.045
2	1:31.261	+3.906	12:21:10.306
3	1:29.697	+2.342	12:22:40.003
4	1:29.072	+1.717	12:24:09.075
5	1:32.003	+4.648	12:25:41.078
6	1:28.262	+0.907	12:27:09.340
7	1:31.310	+3.955	12:28:40.650
8	1:31.292	+3.937	12:30:11.942
9	1:27.355	-	12:31:39.297
10	2:16.308	+48.953	12:33:55.605
11	1:32.224	+4.869	12:35:27.829

(171) MARCOS CRISTIANI COSTA DA SILVA

1	1:37.618	+1.145	12:19:49.704
2	1:36.473	-	12:21:26.177
3	1:42.773	+6.300	12:23:08.950
4	1:49.883	+13.410	12:24:58.833
5	1:45.070	+8.597	12:26:43.903
6	1:50.689	+14.216	12:28:34.592
7	1:44.595	+8.122	12:30:19.187
8	1:47.952	+11.479	12:32:07.139
9	1:51.373	+14.900	12:33:58.512
10	1:46.172	+9.699	12:35:44.684

(13) MARCOS ROGERIO OLIVEIRA DE SOUZA

1	1:35.398	+8.442	12:21:07.486
2	1:28.136	+1.180	12:22:35.622
3	1:27.411	+0.455	12:24:03.033
4	1:26.956	-	12:25:29.989
5	1:33.257	+6.301	12:27:03.246
6	1:27.489	+0.533	12:28:30.735
7	1:31.447	+4.491	12:30:02.182
8	2:40.204	+1:13.248	12:32:42.386
9	1:38.157	+11.201	12:34:20.543
10	1:29.644	+2.688	12:35:50.187

Leonardo Rosa
Cristiano Cardoso

Orbits 4

www.amb-it.com
www.mylaps.com

ensed to: Federacao Paranaense de Motociclismo



Abertura Paranaense de Motocross

MX5

Cascavel 0,000 Km

Prova

12/04/2015 14:30

Race (15:00 and 2 Laps)

Lap	Lap Tm	Diff	Time of Day
(508) JOSIAS BENASSE GRIJO BENASSE			
1	1:28.703	+1.516	17:53:09.727
2	1:27.705	+0.518	17:54:37.432
3	1:27.557	+0.370	17:56:04.989
4	1:27.515	+0.328	17:57:32.504
5	1:28.003	+0.816	17:59:00.507
6	1:27.965	+0.778	18:00:28.472
7	1:27.867	+0.680	18:01:56.339
8	1:28.297	+1.110	18:03:24.636
9	1:28.848	+1.661	18:04:53.484
10	1:27.187	-	18:06:20.671
11	1:28.198	+1.011	18:07:48.869
12	1:28.533	+1.346	18:09:17.402

Lap	Lap Tm	Diff	Time of Day
(71) IRINEU SERENISKI			
1	1:28.999	+1.989	17:53:09.530
2	1:27.417	+0.407	17:54:36.947
3	1:27.443	+0.433	17:56:04.390
4	1:27.010	-	17:57:31.400
5	1:28.198	+1.188	17:58:59.598
6	1:28.545	+1.535	18:00:28.143
7	1:27.753	+0.743	18:01:55.896
8	1:27.818	+0.808	18:03:23.714
9	1:29.256	+2.246	18:04:52.970
10	1:29.165	+2.155	18:06:22.135
11	1:28.054	+1.044	18:07:50.189
12	1:28.229	+1.219	18:09:18.418

Lap	Lap Tm	Diff	Time of Day
(12) SIDNEY SCHAUKOSKI			
1	1:28.426	+0.188	17:53:11.002
2	1:28.381	+0.143	17:54:39.383
3	1:28.238	-	17:56:07.621
4	1:29.665	+1.427	17:57:37.286
5	1:29.862	+1.624	17:59:07.148
6	1:28.593	+0.355	18:00:35.741
7	1:29.720	+1.482	18:02:05.461
8	1:29.930	+1.692	18:03:35.391
9	1:31.135	+2.897	18:05:06.526
10	1:31.970	+3.732	18:06:38.496
11	1:31.770	+3.532	18:08:10.266
12	1:34.692	+6.454	18:09:44.958

Lap	Lap Tm	Diff	Time of Day
(188) AMARILDO STOCKER			
1	1:30.073	-	17:53:16.308
2	1:32.491	+2.418	17:54:48.799
3	1:31.074	+1.001	17:56:19.873
4	1:30.940	+0.867	17:57:50.813
5	1:32.123	+2.050	17:59:22.936
6	1:31.692	+1.619	18:00:54.628
7	1:30.645	+0.572	18:02:25.273
8	1:33.759	+3.686	18:03:59.032
9	1:33.739	+3.666	18:05:32.771
10	1:36.112	+6.039	18:07:08.883
11	1:37.195	+7.122	18:08:46.078
12	1:34.567	+4.494	18:10:20.645

Lap	Lap Tm	Diff	Time of Day
(444) CESAR ROQUE MOCELLIN			
1	1:50.813	+22.951	17:53:41.412
2	1:30.529	+2.667	17:55:11.941
3	1:29.329	+1.467	17:56:41.270
4	1:28.140	+0.278	17:58:09.410
5	1:28.360	+0.498	17:59:37.770
6	1:27.862	-	18:01:05.632
7	1:28.090	+0.228	18:02:33.722
8	1:31.340	+3.478	18:04:05.062

Lap	Lap Tm	Diff	Time of Day
9	1:30.134	+2.272	18:05:35.196
10	1:36.161	+8.299	18:07:11.357
11	1:36.917	+9.055	18:08:48.274
12	1:33.795	+5.933	18:10:22.069

Lap	Lap Tm	Diff	Time of Day
(759) GENESIO FERREIRA			
1	1:29.687	+0.683	17:53:21.375
2	1:31.621	+2.617	17:54:52.996
3	1:34.112	+5.108	17:56:27.108
4	1:29.726	+0.722	17:57:56.834
5	1:29.004	-	17:59:25.838
6	1:30.502	+1.498	18:00:56.340
7	1:31.692	+2.688	18:02:28.032
8	1:32.508	+3.504	18:04:00.540
9	1:33.692	+4.688	18:05:34.232
10	1:36.527	+7.523	18:07:10.759
11	1:35.831	+6.827	18:08:46.590
12	1:39.700	+10.696	18:10:26.290

Lap	Lap Tm	Diff	Time of Day
(65) LUIZ BRUDER			
1	1:29.640	-	17:53:17.146
2	1:32.116	+2.476	17:54:49.262
3	1:31.149	+1.509	17:56:20.411
4	1:31.536	+1.896	17:57:51.947
5	1:31.440	+1.800	17:59:23.387
6	1:31.956	+2.316	18:00:55.343
7	1:32.206	+2.566	18:02:27.549
8	1:32.133	+2.493	18:03:59.682
9	1:33.548	+3.908	18:05:33.230
10	1:39.063	+9.423	18:07:12.293
11	1:35.161	+5.521	18:08:47.454
12	1:40.015	+10.375	18:10:27.469

Lap	Lap Tm	Diff	Time of Day
(372) LUCIANO THOMAZI			
1	1:30.932	-	17:53:19.803
2	1:31.948	+1.016	17:54:51.751
3	2:33.663	+1:02.731	17:57:25.414
4	1:42.743	+11.811	17:59:08.157
5	1:35.104	+4.172	18:00:43.261
6	1:35.964	+5.032	18:02:19.225
7	1:36.700	+5.768	18:03:55.925
8	1:35.908	+4.976	18:05:31.833
9	1:36.351	+5.419	18:07:08.184
10	1:36.776	+5.844	18:08:44.960
11	1:40.467	+9.535	18:10:25.427

Lap	Lap Tm	Diff	Time of Day
(59) TEODORO FERIRA FRANCO			
1	1:42.958	+1.401	17:53:33.014
2	1:42.083	+0.526	17:55:15.097
3	1:45.376	+3.819	17:57:00.473
4	1:41.557	-	17:58:42.030
5	1:43.910	+2.353	18:00:25.940
6	1:47.298	+5.741	18:02:13.238
7	1:44.700	+3.143	18:03:57.938
8	1:47.395	+5.838	18:05:45.333
9	1:46.189	+4.632	18:07:31.522
10	1:45.648	+4.091	18:09:17.170
11	1:50.905	+9.348	18:11:08.075

Lap	Lap Tm	Diff	Time of Day
(3) MARCOS ANTONIO MOTTA DOS SANTOS			
1	1:28.401	-	17:53:10.476
2	1:37.672	+9.271	17:54:48.148

Leonardo Rosa

Cristiano Cardoso

Orbits 4

www.amb-it.com

www.mylaps.com

ponsored to: Federacao Paranaense de Motociclismo



Abertura Paranaense de Motocross

MXF

Cascavel 1,200 Km

Prova

12/04/2015 14:30

Race (10:00 and 2 Laps)

Lap	Lap Tm	Diff	Time of Day
(103) BRUNNA AVILA			
1	1:25.832	-	14:50:37.829
2	1:26.701	+0.869	14:52:04.530
3	1:28.277	+2.445	14:53:32.807
4	1:28.817	+2.985	14:55:01.624
5	1:27.995	+2.163	14:56:29.619
6	1:29.765	+3.933	14:57:59.384
7	1:30.171	+4.339	14:59:29.555
8	1:30.800	+4.968	15:01:00.355
9	1:31.126	+5.294	15:02:31.481

Lap	Lap Tm	Diff	Time of Day
(54) TATIANE LOBCHENKO			
1	1:27.151	-	14:50:40.644
2	1:27.173	+0.022	14:52:07.817
3	1:29.788	+2.637	14:53:37.605
4	1:28.209	+1.058	14:55:05.814
5	1:29.504	+2.353	14:56:35.318
6	1:33.651	+6.500	14:58:08.969
7	1:31.865	+4.714	14:59:40.834
8	1:31.873	+4.722	15:01:12.707
9	1:53.243	+26.092	15:03:05.950

Lap	Lap Tm	Diff	Time of Day
(90) ANA KARLA MEDINA CARVALHO			
1	1:38.361	+0.577	14:51:01.300
2	1:37.784	-	14:52:39.084
3	1:38.625	+0.841	14:54:17.709
4	1:38.756	+0.972	14:55:56.465
5	1:41.980	+4.196	14:57:38.445
6	1:40.930	+3.146	14:59:19.375
7	1:41.530	+3.746	15:01:00.905
8	1:47.662	+9.878	15:02:48.567

Lap	Lap Tm	Diff	Time of Day
(228) ANA CLAUDIA FIETZ			
1	1:45.142	+2.752	14:51:13.780
2	1:43.813	+1.423	14:52:57.593
3	1:43.236	+0.846	14:54:40.829
4	1:42.390	-	14:56:23.219
5	1:47.262	+4.872	14:58:10.481
6	1:43.908	+1.518	14:59:54.389
7	1:47.225	+4.835	15:01:41.614
8	1:50.927	+8.537	15:03:32.541

Lap	Lap Tm	Diff	Time of Day
(91) EDUARDA CAROLINA MIKULSKI			
1	1:40.671	-	14:51:17.066
2	1:42.238	+1.567	14:52:59.304
3	1:42.394	+1.723	14:54:41.698
4	1:43.979	+3.308	14:56:25.677
5	1:47.036	+6.365	14:58:12.713
6	1:47.901	+7.230	15:00:00.614
7	1:50.453	+9.782	15:01:51.067
8	1:47.432	+6.761	15:03:38.499


Lap	Lap Tm	Diff	Time of Day
(53) DAIANE LOBCHENKO			
1	1:41.671	+2.325	14:51:28.216
2	1:44.754	+5.408	14:53:12.970
3	1:39.346	-	14:54:52.316
4	1:40.810	+1.464	14:56:33.126
5	2:05.761	+26.415	14:58:38.887
6	1:42.703	+3.357	15:00:21.590
7	1:42.106	+2.760	15:02:03.696
8	1:39.690	+0.344	15:03:43.386

Lap	Lap Tm	Diff	Time of Day
(06) AMANDA MARIA KALSING			
1	1:53.828	-	14:51:35.552
2	1:57.847	+4.019	14:53:33.399

Lap	Lap Tm	Diff	Time of Day
3	1:57.108	+3.280	14:55:30.507
4	1:55.719	+1.891	14:57:26.226
5	1:55.733	+1.905	14:59:21.959
6	1:58.255	+4.427	15:01:20.214
7	1:58.001	+4.173	15:03:18.215

Lap	Lap Tm	Diff	Time of Day
(325) BIANCA GONÇALVES			
1	2:01.626	+4.606	14:51:46.524
2	2:01.532	+4.512	14:53:48.056
3	1:58.072	+1.052	14:55:46.128
4	1:57.020	-	14:57:43.148
5	1:57.679	+0.659	14:59:40.827
6	1:57.254	+0.234	15:01:38.081
7	2:01.972	+4.952	15:03:40.053

Lap	Lap Tm	Diff	Time of Day
(13) SUÉLLY CRISTINA			
1	2:04.514	+3.358	14:51:46.041
2	2:01.156	-	14:53:47.197
3	2:05.352	+4.196	14:55:52.549
4	2:07.263	+6.107	14:57:59.812
5	2:08.949	+7.793	15:00:08.761
6	2:07.560	+6.404	15:02:16.321
7	2:10.577	+9.421	15:04:26.898



Leonardo Rosa
Cristiano Cardoso

Orbits 4

www.amb-it.com
www.mylaps.com

ponsored to: Federacao Paranaense de Motociclismo

Abertura Paranaense de Motocross

55cc

Cascavel 1,200 Km

Prova

12/04/2015 14:00

Race (15:00 and 1 Laps)

Lap	Lap Tm	Diff	Time of Day
(89) LUCAS RIBEIRO			
1	1:44.521	+0.211	14:24:14.958
2	1:44.310	-	14:25:59.268
3	1:45.565	+1.255	14:27:44.833
4	1:44.474	+0.164	14:29:29.307
5	1:45.422	+1.112	14:31:14.729
6	1:45.496	+1.186	14:33:00.225
7	1:45.990	+1.680	14:34:46.215
8	1:46.183	+1.873	14:36:32.398
9	1:46.853	+2.543	14:38:19.251

Lap	Lap Tm	Diff	Time of Day
(95) EVER LUHAN CARDENAS FLORENTIN			
1	1:45.453	+1.799	14:24:26.342
2	1:46.538	+2.884	14:26:12.880
3	1:48.212	+4.558	14:28:01.092
4	1:48.287	+4.633	14:29:49.379
5	1:45.064	+1.410	14:31:34.443
6	1:43.654	-	14:33:18.097
7	1:47.512	+3.858	14:35:05.609
8	1:45.123	+1.469	14:36:50.732
9	1:51.877	+8.223	14:38:42.609

Lap	Lap Tm	Diff	Time of Day
(227) LUIZ GUILHERME MARTI CARDOSO			
1	1:55.954	+7.257	14:24:35.377
2	1:48.697	-	14:26:24.074
3	1:52.483	+3.786	14:28:16.557
4	1:49.925	+1.228	14:30:06.482
5	1:54.552	+5.855	14:32:01.034
6	1:52.126	+3.429	14:33:53.160
7	1:53.046	+4.349	14:35:46.206
8	1:57.392	+8.695	14:37:43.598
9	1:56.164	+7.467	14:39:39.762

Lap	Lap Tm	Diff	Time of Day
(128) KAMILI DA SILVA SEIXAS			
1	1:54.160	+1.961	14:24:43.181
2	1:55.178	+2.979	14:26:38.359
3	1:53.436	+1.237	14:28:31.795
4	1:52.199	-	14:30:23.994
5	1:52.982	+0.783	14:32:16.976
6	1:53.961	+1.762	14:34:10.937
7	1:56.452	+4.253	14:36:07.389
8	1:54.346	+2.147	14:38:01.735
9	1:55.658	+3.459	14:39:57.393

Lap	Lap Tm	Diff	Time of Day
(007) KAUAN HENRIQUE VICENTE DA SILVA			
1	1:56.119	+3.915	14:24:42.703
2	1:55.916	+3.712	14:26:38.619
3	1:52.204	-	14:28:30.823
4	1:52.367	+0.163	14:30:23.190
5	1:57.875	+5.671	14:32:21.065
6	1:55.988	+3.784	14:34:17.053
7	1:55.668	+3.464	14:36:12.721
8	1:56.354	+4.150	14:38:09.075
9	1:58.172	+5.968	14:40:07.247

Lap	Lap Tm	Diff	Time of Day
(48) KRISTOPHER A. FLORENTIN			
1	1:44.869	-	14:24:16.761
2	1:46.394	+1.525	14:26:03.155
3	1:46.468	+1.599	14:27:49.623
4	1:46.351	+1.482	14:29:35.974
5	1:47.038	+2.169	14:31:23.012
6	1:46.232	+1.363	14:33:09.244
7	1:44.940	+0.071	14:34:54.184
8	1:52.745	+7.876	14:36:46.929

Lap	Lap Tm	Diff	Time of Day
(39) VITOR HUGO MILESKI			
1	1:56.716	+1.784	14:24:41.908
2	1:57.748	+2.816	14:26:39.656
3	1:57.358	+2.426	14:28:37.014
4	2:00.339	+5.407	14:30:37.353
5	1:59.986	+5.054	14:32:37.339
6	1:56.778	+1.846	14:34:34.117
7	1:54.932	-	14:36:29.049
8	1:58.591	+3.659	14:38:27.640

Lap	Lap Tm	Diff	Time of Day
(4) JHAMYS CAUAN DE OLIVEIRA			
1	1:57.001	+0.467	14:24:39.753
2	1:56.534	-	14:26:36.287
3	1:56.847	+0.313	14:28:33.134
4	1:59.774	+3.240	14:30:32.908
5	2:01.554	+5.020	14:32:34.462
6	2:00.846	+4.312	14:34:35.308
7	1:57.128	+0.594	14:36:32.436
8	2:11.073	+14.539	14:38:43.509

Lap	Lap Tm	Diff	Time of Day
(759) NATHAN GENESIO FERREIRA			
1	2:10.313	+0.539	14:25:01.896
2	2:13.984	+4.210	14:27:15.880
3	2:13.101	+3.327	14:29:28.981
4	2:10.808	+1.034	14:31:39.789
5	2:12.035	+2.261	14:33:51.824
6	2:11.036	+1.262	14:36:02.860
7	2:09.774	-	14:38:12.634
8	2:12.612	+2.838	14:40:25.246

Lap	Lap Tm	Diff	Time of Day
(55) ALEX GRABOWSKI FRANÇA			
1	2:20.767	-	14:25:28.932
2	2:21.826	+1.059	14:27:50.758
3	2:24.739	+3.972	14:30:15.497
4	2:28.741	+7.974	14:32:44.238
5	2:25.059	+4.292	14:35:09.297
6	2:26.418	+5.651	14:37:35.715
7	2:22.526	+1.759	14:39:58.241

Lap	Lap Tm	Diff	Time of Day
(198) ARTHUR BRIGIDO DA SILVA			
1	2:38.587	+13.606	14:25:42.043
2	2:31.767	+6.786	14:28:13.810
3	2:25.844	+0.863	14:30:39.654
4	2:27.283	+2.302	14:33:06.937
5	2:24.981	-	14:35:31.918
6	2:26.456	+1.475	14:37:58.374
7	2:28.356	+3.375	14:40:26.730

Lap	Lap Tm	Diff	Time of Day
(57) MAX GRABOWSKI FRANÇA			
1	2:34.169	-	14:25:50.107
2	2:35.015	+0.846	14:28:25.122
3	2:36.014	+1.845	14:31:01.136
4	2:39.748	+5.579	14:33:40.884
5	2:39.275	+5.106	14:36:20.159
6	2:41.401	+7.232	14:39:01.560

Lap	Lap Tm	Diff	Time of Day
(126) LEANDRO ROBERTO DA SILVA			
1	2:57.968	-	14:26:30.143
2	3:02.688	+4.720	14:29:32.831
3	3:05.009	+7.041	14:32:37.840
4	3:03.835	+5.867	14:35:41.675
5	3:08.428	+10.460	14:38:50.103

Leonardo Rosa

Orbits 4

Cristiano Cardoso

www.amb-it.com

www.mylaps.com

ponsored to: Federacao Paranaense de Motociclismo



Abertura Paranaense de Motocross

65cc

Cascavel 1,200 Km

Prova

12/04/2015 13:00

Race (15:00 and 2 Laps)

Lap	Lap Tm	Diff	Time of Day
(19) LUCAS DIESEL			
1	1:27.861	+1.279	13:13:18.784
2	1:26.724	+0.142	13:14:45.508
3	1:27.932	+1.350	13:16:13.440
4	1:27.620	+1.038	13:17:41.060
5	1:27.058	+0.476	13:19:08.118
6	1:28.763	+2.181	13:20:36.881
7	1:26.582	-	13:22:03.463
8	1:27.563	+0.981	13:23:31.026
9	1:30.062	+3.480	13:25:01.088
10	1:28.384	+1.802	13:26:29.472
11	1:27.535	+0.953	13:27:57.007
12	1:27.680	+1.098	13:29:24.687

(104) RENAN FERREIRA			
1	1:32.978	+1.188	13:13:30.865
2	1:32.173	+0.383	13:15:03.038
3	1:31.790	-	13:16:34.828
4	1:32.459	+0.669	13:18:07.287
5	1:33.185	+1.395	13:19:40.472
6	1:33.286	+1.496	13:21:13.758
7	1:35.501	+3.711	13:22:49.259
8	1:34.019	+2.229	13:24:23.278
9	1:36.091	+4.301	13:25:59.369
10	1:37.164	+5.374	13:27:36.533
11	1:35.240	+3.450	13:29:11.773
12	1:38.994	+7.204	13:30:50.767

(82) JOÃO PEDRO O. DA ROSA			
1	1:34.569	+0.900	13:13:31.942
2	1:34.295	+0.626	13:15:06.237
3	1:33.879	+0.210	13:16:40.116
4	1:33.897	+0.228	13:18:14.013
5	1:33.669	-	13:19:47.682
6	1:36.038	+2.369	13:21:23.720
7	1:34.285	+0.616	13:22:58.005
8	1:35.221	+1.552	13:24:33.226
9	1:37.022	+3.353	13:26:10.248
10	1:34.587	+0.918	13:27:44.835
11	1:35.220	+1.551	13:29:20.055
12	1:37.019	+3.350	13:30:57.074

(189) JOAO RICARDO BORTOLUZZI DE ALBUQUERQUE			
1	1:38.455	+2.693	13:13:38.877
2	1:38.144	+2.382	13:15:17.021
3	1:37.627	+1.865	13:16:54.648
4	1:37.723	+1.961	13:18:32.371
5	1:36.587	+0.825	13:20:08.958
6	1:37.901	+2.139	13:21:46.859
7	1:37.153	+1.391	13:23:24.012
8	1:36.887	+1.125	13:25:00.899
9	1:36.367	+0.605	13:26:37.266
10	1:35.857	+0.095	13:28:13.123
11	1:35.762	-	13:29:48.885

(119) KAUA FONTE LIMA			
1	1:41.175	+3.226	13:13:45.517
2	1:38.257	+0.308	13:15:23.774
3	1:37.949	-	13:17:01.723
4	1:38.220	+0.271	13:18:39.943
5	1:39.344	+1.395	13:20:19.287
6	1:40.392	+2.443	13:21:59.679
7	1:40.657	+2.708	13:23:40.336
8	1:40.376	+2.427	13:25:20.712
9	1:40.730	+2.781	13:27:01.442

10	1:39.400	+1.451	13:28:40.842
11	1:39.769	+1.820	13:30:20.611

(72) KAUAU KUHN			
1	1:34.321	+1.314	13:13:29.390
2	1:33.007	-	13:15:02.397
3	1:33.856	+0.849	13:16:36.253
4	1:35.197	+2.190	13:18:11.450
5	1:34.440	+1.433	13:19:45.890
6	1:34.983	+1.976	13:21:20.873
7	1:34.834	+1.827	13:22:55.707
8	1:34.236	+1.229	13:24:29.943
9	2:53.320	+1:20.313	13:27:23.263
10	1:51.592	+18.585	13:29:14.855
11	1:41.447	+8.440	13:30:56.302

(86) LEONARDO DELAI PIVETTA			
1	1:44.938	+2.464	13:13:48.450
2	1:42.900	+0.426	13:15:31.350
3	1:43.065	+0.591	13:17:14.415
4	1:42.474	-	13:18:56.889
5	1:42.805	+0.331	13:20:39.694
6	1:57.646	+15.172	13:22:37.340
7	1:47.787	+5.313	13:24:25.127
8	1:47.022	+4.548	13:26:12.149
9	1:46.687	+4.213	13:27:58.836
10	1:47.020	+4.546	13:29:45.856

(227) LUIZ GUILHERME MARTI CARDOSO			
1	1:48.415	+6.073	13:13:57.982
2	1:47.234	+4.892	13:15:45.216
3	1:45.126	+2.784	13:17:30.342
4	1:45.450	+3.108	13:19:15.792
5	1:44.599	+2.257	13:21:00.391
6	1:42.342	-	13:22:42.733
7	1:46.347	+4.005	13:24:29.080
8	1:46.160	+3.818	13:26:15.240
9	1:50.467	+8.125	13:28:05.707
10	1:46.577	+4.235	13:29:52.284

(51) RYAN ADRIAN			
1	1:44.615	+2.360	13:13:47.492
2	1:42.599	+0.344	13:15:30.091
3	1:43.694	+1.439	13:17:13.785
4	1:44.047	+1.792	13:18:57.832
5	1:43.302	+1.047	13:20:41.134
6	1:42.255	-	13:22:23.389
7	1:44.813	+2.558	13:24:08.202
8	1:44.893	+2.638	13:25:53.095
9	1:42.646	+0.391	13:27:35.741
10	2:22.235	+39.980	13:29:57.976

(57) FELIPE NOGUEIRA			
1	2:26.240	+52.173	13:14:23.154
2	1:34.067	-	13:15:57.221
3	1:35.778	+1.711	13:17:32.999
4	1:36.207	+2.140	13:19:09.206
5	1:49.656	+15.589	13:20:58.862
6	1:39.496	+5.429	13:22:38.358
7	1:36.753	+2.686	13:24:15.111
8	2:15.808	+41.741	13:26:30.919
9	2:19.018	+44.951	13:28:49.937
10	1:38.137	+4.070	13:30:28.074

(06) AMANDA MARIA KALSING			
1	2:11.480	+3.245	13:14:29.416

Leonardo Rosa
Cristiano Cardoso

Orbits 4

www.amb-it.com
www.mylaps.com

ponsored to: Federacao Paranaense de Motociclismo

Abertura Paranaense de Motocross**85cc****Cascavel 1,200 Km****Prova****12/04/2015 16:30****Race (15:00 and 2 Laps)**

Lap	Lap Tm	Diff	Time of Day
(788) HENRIQUE LAPOLA			
1	1:23.090	+3.399	17:06:28.686
2	1:21.263	+1.572	17:07:49.949
3	1:20.559	+0.868	17:09:10.508
4	1:21.199	+1.508	17:10:31.707
5	1:21.179	+1.488	17:11:52.886
6	1:20.203	+0.512	17:13:13.089
7	1:20.552	+0.861	17:14:33.641
8	1:19.691	-	17:15:53.332
9	1:24.742	+5.051	17:17:18.074
10	1:21.400	+1.709	17:18:39.474
11	1:21.432	+1.741	17:20:00.906
12	1:23.542	+3.851	17:21:24.448
13	1:25.978	+6.287	17:22:50.426

Lap	Lap Tm	Diff	Time of Day
(59) MATHEUS FAVERO E SILVA			
1	1:22.006	+1.407	17:06:27.205
2	1:22.281	+1.682	17:07:49.486
3	1:20.805	+0.206	17:09:10.291
4	1:22.187	+1.588	17:10:32.478
5	1:21.075	+0.476	17:11:53.553
6	1:20.599	-	17:13:14.152
7	1:21.742	+1.143	17:14:35.894
8	1:20.637	+0.038	17:15:56.531
9	1:28.415	+7.816	17:17:24.946
10	1:24.911	+4.312	17:18:49.857
11	1:24.107	+3.508	17:20:13.964
12	1:27.134	+6.535	17:21:41.098
13	1:27.224	+6.625	17:23:08.322

Lap	Lap Tm	Diff	Time of Day
(19) LUCAS DIESEL			
1	1:25.862	+3.112	17:06:36.625
2	1:27.079	+4.329	17:08:03.704
3	1:25.290	+2.540	17:09:28.994
4	1:25.400	+2.650	17:10:54.394
5	1:25.662	+2.912	17:12:20.056
6	1:23.229	+0.479	17:13:43.285
7	1:22.750	-	17:15:06.035
8	1:24.980	+2.230	17:16:31.015
9	1:25.599	+2.849	17:17:56.614
10	1:26.554	+3.804	17:19:23.168
11	1:24.002	+1.252	17:20:47.170
12	1:24.128	+1.378	17:22:11.298
13	1:24.418	+1.668	17:23:35.716

Lap	Lap Tm	Diff	Time of Day
(142) THIAGO GODOI SANTOS			
1	1:26.164	+1.100	17:06:35.799
2	1:26.146	+1.082	17:08:01.945
3	1:25.064	-	17:09:27.009
4	1:25.788	+0.724	17:10:52.797
5	1:26.286	+1.222	17:12:19.083
6	1:26.861	+1.797	17:13:45.944
7	1:27.000	+1.936	17:15:12.944
8	1:27.604	+2.540	17:16:40.548
9	1:28.447	+3.383	17:18:08.995
10	1:26.701	+1.637	17:19:35.696
11	1:26.954	+1.890	17:21:02.650
12	1:26.534	+1.470	17:22:29.184
13	1:26.924	+1.860	17:23:56.108

Lap	Lap Tm	Diff	Time of Day
(003) MATTIAS GABRIEL ITURBE			
1	1:28.019	+2.678	17:06:41.457
2	1:27.566	+2.225	17:08:09.023
3	1:26.536	+1.195	17:09:35.559
4	1:26.255	+0.914	17:11:01.814

Lap	Lap Tm	Diff	Time of Day
5	1:27.059	+1.718	17:12:28.873
6	1:26.247	+0.906	17:13:55.120
7	1:25.725	+0.384	17:15:20.845
8	1:27.783	+2.442	17:16:48.628
9	1:25.341	-	17:18:13.969
10	1:26.910	+1.569	17:19:40.879
11	1:26.067	+0.726	17:21:06.946
12	1:25.593	+0.252	17:22:32.539
13	1:25.520	+0.179	17:23:58.059

Lap	Lap Tm	Diff	Time of Day
(82) ISMAEL LUNKES			
1	1:27.984	+1.433	17:06:39.409
2	1:34.862	+8.311	17:08:14.271
3	1:26.551	-	17:09:40.822
4	1:27.280	+0.729	17:11:08.102
5	1:27.985	+1.434	17:12:36.087
6	1:26.903	+0.352	17:14:02.990
7	1:27.402	+0.851	17:15:30.392
8	1:30.314	+3.763	17:17:00.706
9	1:27.619	+1.068	17:18:28.325
10	1:28.096	+1.545	17:19:56.421
11	1:32.328	+5.777	17:21:28.749
12	1:28.815	+2.264	17:22:57.564

Lap	Lap Tm	Diff	Time of Day
(800) CRISTIAN GUSTAVO GOMES			
1	1:31.264	+6.185	17:06:51.323
2	1:31.837	+6.758	17:08:23.160
3	1:28.380	+3.301	17:09:51.540
4	1:27.327	+2.248	17:11:18.867
5	1:28.472	+3.393	17:12:47.339
6	1:29.179	+4.100	17:14:16.518
7	1:29.643	+4.564	17:15:46.161
8	1:28.461	+3.382	17:17:14.622
9	1:27.958	+2.879	17:18:42.580
10	1:25.762	+0.683	17:20:08.342
11	1:25.079	-	17:21:33.421
12	1:26.225	+1.146	17:22:59.646

Lap	Lap Tm	Diff	Time of Day
(18) GERMAN SAMANIEGO			
1	1:31.550	+4.796	17:06:51.167
2	1:30.019	+3.265	17:08:21.186
3	1:28.722	+1.968	17:09:49.908
4	1:28.273	+1.519	17:11:18.181
5	1:27.906	+1.152	17:12:46.087
6	1:28.320	+1.566	17:14:14.407
7	1:27.559	+0.805	17:15:41.966
8	1:30.659	+3.905	17:17:12.625
9	1:28.104	+1.350	17:18:40.729
10	1:29.386	+2.632	17:20:10.115
11	1:26.754	-	17:21:36.869
12	1:28.651	+1.897	17:23:05.520

Lap	Lap Tm	Diff	Time of Day
(101) RHUANN AVILA			
1	1:28.526	+2.185	17:07:03.623
2	1:29.369	+3.028	17:08:32.992
3	1:27.899	+1.558	17:10:00.891
4	1:28.750	+2.409	17:11:29.641
5	1:28.065	+1.724	17:12:57.706
6	1:26.851	+0.510	17:14:24.557
7	1:26.341	-	17:15:50.898
8	1:31.614	+5.273	17:17:22.512
9	1:28.375	+2.034	17:18:50.887
10	1:27.532	+1.191	17:20:18.419
11	1:27.305	+0.964	17:21:45.724
12	1:29.286	+2.945	17:23:15.010

Lap	Lap Tm	Diff	Time of Day
(10) ELISSANDRO CHIEPKO BUENO			
1	1:28.551	+2.981	17:06:51.800
2	1:27.458	+1.888	17:08:19.258
3	1:25.570	-	17:09:44.828
4	1:27.477	+1.907	17:11:12.305
5	1:41.925	+16.355	17:12:54.230
6	1:29.140	+3.570	17:14:23.370
7	1:26.262	+0.692	17:15:49.632
8	1:30.528	+4.958	17:17:20.160
9	1:27.594	+2.024	17:18:47.754
10	1:27.537	+1.967	17:20:15.291
11	1:45.483	+19.913	17:22:00.774
12	1:30.986	+5.416	17:23:31.760

Lap	Lap Tm	Diff	Time of Day
(15) GUSTAVO LUCATEL A. MOURA			
1	1:27.867	-	17:06:45.651
2	1:28.162	+0.295	17:08:13.813
3	1:29.119	+1.252	17:09:42.932
4	1:29.099	+1.232	17:11:12.031
5	1:31.122	+3.255	17:12:43.153
6	1:32.862	+4.995	17:14:16.015
7	1:31.392	+3.525	17:15:47.407
8	1:36.175	+8.308	17:17:23.582
9	1:34.438	+6.571	17:18:58.020
10	1:36.472	+8.605	17:20:34.492
11	1:35.352	+7.485	17:22:09.844
12	1:38.788	+10.921	17:23:48.632

Lap	Lap Tm	Diff	Time of Day
(104) RENAN FERREIRA			
1	1:34.367	+3.857	17:06:56.611
2	1:30.510	-	17:08:27.121
3	1:31.390	+0.880	17:09:58.511
4	1:32.622	+2.112	17:11:31.133
5	1:31.758	+1.248	17:13:02.891
6	1:34.495	+3.985	17:14:37.386
7	1:31.837	+1.327	17:16:09.223
8	1:33.856	+3.346	17:17:43.079
9	1:31.375	+0.865	17:19:14.454
10	1:31.705	+1.195	17:20:46.159
11	1:31.408	+0.898	17:22:17.567
12	1:32.188	+1.678	17:23:49.755

Lap	Lap Tm	Diff	Time of Day
(06) JOAO VITOR VARGAS			
1	1:25.275	+2.580	17:06:37.173
2	1:25.201	+2.506	17:08:02.374
3	1:24.940	+2.245	17:09:27.314
4	1:25.630	+2.935	17:10:52.944
5	1:22.695	-	17:12:15.639
6	1:23.535	+0.840	17:13:39.174
7	1:23.715	+1.020	17:15:02.889
8	3:13.949	+1:51.254	17:18:16.838
9	1:24.674	+1.979	17:19:41.512
10	1:23.942	+1.247	17:21:05.454
11	1:24.000	+1.305	17:22:29.454
12	1:23.089	+0.394	17:23:52.543

Lap	Lap Tm	Diff	Time of Day
(222) MARCOS VINICIUS MANFRIN GRANEL			
1	1:32.397	-	17:06:49.708
2	1:33.257	+0.860	17:08:22.965
3	1:32.800	+0.403	17:09:55.765
4	1:34.641	+2.244	17:11:30.406
5	1:37.238	+4.841	17:13:07.644
6	1:40.489	+8.092	17:14:48.133
7	1:41.919	+9.522	17:16:30.052
8	1:39.081	+6.684	17:18:09.133
9	1:38.711	+6.314	17:19:47.844

Leonardo Rosa**Cristiano Cardoso****Orbits 4**www.amb-it.comwww.mylaps.comsponsored to: **Federacao Paranaense de Motociclismo**



Abertura Paranaense de Motocross


85cc

Cascavel 1,200 Km

Prova

12/04/2015 16:30

Race (15:00 and 2 Laps)



Lap	Lap Tm	Diff	Time of Day
10	1:40.958	+8.561	17:21:28.802
11	1:42.392	+9.995	17:23:11.194

Lap	Lap Tm	Diff	Time of Day
-----	--------	------	-------------

Lap	Lap Tm	Diff	Time of Day
-----	--------	------	-------------

(22) PAULO VINICIUS KALSING

1	1:46.927	+2.996	17:07:17.171
2	1:43.931	-	17:09:01.102
3	1:47.625	+3.694	17:10:48.727
4	1:51.977	+8.046	17:12:40.704
5	1:55.475	+11.544	17:14:36.179
6	1:46.999	+3.068	17:16:23.178
7	1:44.623	+0.692	17:18:07.801
8	1:49.042	+5.111	17:19:56.843
9	1:56.955	+13.024	17:21:53.798
10	1:50.654	+6.723	17:23:44.452

(21) YAGO RADAR

1	1:37.364	+2.045	17:06:59.275
2	1:35.657	+0.338	17:08:34.932
3	1:37.145	+1.826	17:10:12.077
4	1:35.319	-	17:11:47.396
5	1:36.543	+1.224	17:13:23.939
6	1:36.996	+1.677	17:15:00.935

Leonardo Rosa

Cristiano Cardoso

Orbits 4

www.amb-it.com

www.mylaps.com

ponsored to: Federacao Paranaense de Motociclismo

Abertura Paranaense de Motocross

FLN

Cascavel 1,200 Km

Prova

12/04/2015 16:00

Race (15:00 and 2 Laps)

Lap	Lap Tm	Diff	Time of Day
(228) JACSON KEIL			
1	<u>1:20.633</u>	+1.173	16:37:08.701
2	1:19.473	+0.013	16:38:28.174
3	<u>1:19.586</u>	+0.126	16:39:47.760
4	1:19.460	-	16:41:07.220
5	<u>1:20.016</u>	+0.556	16:42:27.236
6	1:19.977	+0.517	16:43:47.213
7	<u>1:20.362</u>	+0.902	16:45:07.575
8	1:21.810	+2.350	16:46:29.385
9	<u>1:21.581</u>	+2.121	16:47:50.966
10	1:21.587	+2.127	16:49:12.553
11	1:21.845	+2.385	16:50:34.398
12	<u>1:22.842</u>	+3.382	16:51:57.240
13	1:25.623	+6.163	16:53:22.863

Lap	Lap Tm	Diff	Time of Day
(206) CHARLES LUFT			
1	<u>1:21.668</u>	+2.316	16:37:09.427
2	1:21.588	+2.236	16:38:31.015
3	<u>1:19.352</u>	-	16:39:50.367
4	1:21.204	+1.852	16:41:11.571
5	<u>1:19.767</u>	+0.415	16:42:31.338
6	1:20.190	+0.838	16:43:51.528
7	<u>1:23.900</u>	+4.548	16:45:15.428
8	1:21.614	+2.262	16:46:37.042
9	<u>1:22.222</u>	+2.870	16:47:59.264
10	1:22.348	+2.996	16:49:21.612
11	<u>1:22.367</u>	+3.015	16:50:43.979
12	<u>1:22.869</u>	+3.517	16:52:06.848
13	1:22.588	+3.236	16:53:29.436

Lap	Lap Tm	Diff	Time of Day
(212) JEFFERSON PIVA			
1	<u>1:21.554</u>	+0.970	16:37:10.481
2	1:21.341	+0.757	16:38:31.822
3	<u>1:21.053</u>	+0.469	16:39:52.875
4	1:20.584	-	16:41:13.459
5	<u>1:21.253</u>	+0.669	16:42:34.712
6	1:22.495	+1.911	16:43:57.207
7	<u>1:23.883</u>	+3.299	16:45:21.090
8	1:21.892	+1.308	16:46:42.982
9	<u>1:23.403</u>	+2.819	16:48:06.385
10	1:22.069	+1.485	16:49:28.454
11	1:21.177	+0.593	16:50:49.631
12	<u>1:22.732</u>	+2.148	16:52:12.363
13	1:24.929	+4.345	16:53:37.292

Lap	Lap Tm	Diff	Time of Day
(16) PRESLEI DE CARLI			
1	<u>1:22.966</u>	+1.942	16:37:14.664
2	1:21.024	-	16:38:35.688
3	<u>1:21.817</u>	+0.793	16:39:57.505
4	1:22.012	+0.988	16:41:19.517
5	<u>1:22.196</u>	+1.172	16:42:41.713
6	1:21.159	+0.135	16:44:02.872
7	<u>1:21.753</u>	+0.729	16:45:24.625
8	1:22.855	+1.831	16:46:47.480
9	<u>1:22.033</u>	+1.009	16:48:09.513
10	1:21.720	+0.696	16:49:31.233
11	1:21.205	+0.181	16:50:52.438
12	1:21.719	+0.695	16:52:14.157
13	<u>1:23.538</u>	+2.514	16:53:37.695

Lap	Lap Tm	Diff	Time of Day
(5) TIAGO DUTRA SANT			
1	<u>1:25.704</u>	+3.832	16:37:19.819
2	1:22.895	+1.023	16:38:42.714
3	<u>1:21.872</u>	-	16:40:04.586
4	1:22.990	+1.118	16:41:27.576

Lap	Lap Tm	Diff	Time of Day
5	<u>1:22.252</u>	+0.380	16:42:49.828
6	1:22.452	+0.580	16:44:12.280
7	<u>1:23.504</u>	+1.632	16:45:35.784
8	1:22.645	+0.773	16:46:58.429
9	<u>1:22.844</u>	+0.972	16:48:21.273
10	1:23.347	+1.475	16:49:44.620
11	<u>1:24.071</u>	+2.199	16:51:08.691
12	1:24.936	+3.064	16:52:33.627
13	1:24.650	+2.778	16:53:58.277

Lap	Lap Tm	Diff	Time of Day
(2) RONY GOUVEIA			
1	<u>1:24.831</u>	+1.638	16:37:17.161
2	1:23.193	-	16:38:40.354
3	<u>1:23.822</u>	+0.629	16:40:04.176
4	1:25.306	+2.113	16:41:29.482
5	<u>1:25.248</u>	+2.055	16:42:54.730
6	1:24.071	+0.878	16:44:18.801
7	<u>1:24.265</u>	+1.072	16:45:43.066
8	1:23.997	+0.804	16:47:07.063
9	<u>1:23.732</u>	+0.539	16:48:30.795
10	1:24.184	+0.991	16:49:54.979
11	<u>1:23.530</u>	+0.337	16:51:18.509
12	1:23.604	+0.411	16:52:42.113
13	1:24.712	+1.519	16:54:06.825

Lap	Lap Tm	Diff	Time of Day
(210) JULIANO CESAR SPIER			
1	<u>1:26.197</u>	+2.556	16:37:18.332
2	1:24.163	+0.522	16:38:42.495
3	<u>1:23.943</u>	+0.302	16:40:06.438
4	1:23.670	+0.029	16:41:30.108
5	<u>1:25.873</u>	+2.232	16:42:55.981
6	1:26.169	+2.528	16:44:22.150
7	<u>1:24.294</u>	+0.653	16:45:46.444
8	1:24.431	+0.790	16:47:10.875
9	<u>1:24.152</u>	+0.511	16:48:35.027
10	1:26.253	+2.612	16:50:01.280
11	<u>1:24.592</u>	+0.951	16:51:25.872
12	1:23.641	-	16:52:49.513
13	<u>1:27.360</u>	+3.719	16:54:16.873

Lap	Lap Tm	Diff	Time of Day
(251) JEFERSON KEIL			
1	<u>1:26.554</u>	+4.014	16:37:23.069
2	1:22.540	-	16:38:45.609
3	<u>1:23.154</u>	+0.614	16:40:08.763
4	1:23.341	+0.801	16:41:32.104
5	<u>1:24.583</u>	+2.043	16:42:56.687
6	1:24.696	+2.156	16:44:21.383
7	<u>1:23.981</u>	+1.441	16:45:45.364
8	1:24.374	+1.834	16:47:09.738
9	<u>1:23.946</u>	+1.406	16:48:33.684
10	1:27.192	+4.652	16:50:00.876
11	<u>1:25.212</u>	+2.672	16:51:26.088
12	1:29.160	+6.620	16:52:55.248
13	1:26.975	+4.435	16:54:22.223

Lap	Lap Tm	Diff	Time of Day
(77) RODRIGO HILDEBRAND			
1	<u>1:29.071</u>	+6.172	16:37:21.050
2	1:23.405	+0.506	16:38:44.455
3	<u>1:22.899</u>	-	16:40:07.354
4	1:23.764	+0.865	16:41:31.118
5	<u>1:24.412</u>	+1.513	16:42:55.530
6	1:24.451	+1.552	16:44:19.981
7	<u>1:24.355</u>	+1.456	16:45:44.336
8	1:24.998	+2.099	16:47:09.334
9	<u>1:26.465</u>	+3.566	16:48:35.799
10	1:26.195	+3.296	16:50:01.994

Lap	Lap Tm	Diff	Time of Day
11	<u>1:25.664</u>	+2.765	16:51:27.658
12	1:28.439	+5.540	16:52:56.097
13	<u>1:26.839</u>	+3.940	16:54:22.936

Lap	Lap Tm	Diff	Time of Day
(98) EDSON DELGADO DOS SANTOS			
1	<u>1:25.649</u>	+1.807	16:37:21.854
2	1:26.011	+2.169	16:38:47.865
3	<u>1:23.842</u>	-	16:40:11.707
4	1:24.946	+1.104	16:41:36.653
5	<u>1:26.119</u>	+2.277	16:43:02.772
6	1:23.903	+0.061	16:44:26.675
7	<u>1:24.929</u>	+1.087	16:45:51.604
8	1:24.818	+0.976	16:47:16.422
9	<u>1:25.722</u>	+1.880	16:48:42.144
10	1:26.238	+2.396	16:50:08.382
11	<u>1:25.565</u>	+1.723	16:51:33.947
12	1:25.056	+1.214	16:52:59.003
13	<u>1:24.619</u>	+0.777	16:54:23.622

Lap	Lap Tm	Diff	Time of Day
(62) KLEBER DUTRA			
1	<u>1:33.527</u>	+8.770	16:37:26.566
2	1:26.574	+1.817	16:38:53.140
3	<u>1:25.004</u>	+0.247	16:40:18.144
4	1:24.757	-	16:41:42.901
5	<u>1:26.030</u>	+1.273	16:43:08.931
6	1:25.348	+0.591	16:44:34.279
7	<u>1:26.709</u>	+1.952	16:46:00.988
8	1:26.162	+1.405	16:47:27.150
9	<u>1:26.562</u>	+1.805	16:48:53.712
10	1:26.372	+1.615	16:50:20.084
11	<u>1:27.744</u>	+2.987	16:51:47.828
12	1:28.201	+3.444	16:53:16.029
13	1:27.691	+2.934	16:54:43.720

Lap	Lap Tm	Diff	Time of Day
(126) GUILHERME ROBERTO DA SILVA			
1	<u>1:36.130</u>	+4.486	16:37:31.390
2	1:32.472	+0.828	16:39:03.862
3	<u>1:32.663</u>	+1.019	16:40:36.525
4	1:31.644	-	16:42:08.169
5	<u>1:33.971</u>	+2.327	16:43:42.140
6	1:34.256	+2.612	16:45:16.396
7	<u>1:36.523</u>	+4.879	16:46:52.919
8	1:34.893	+3.249	16:48:27.812
9	<u>1:32.657</u>	+1.013	16:50:00.469
10	1:33.047	+1.403	16:51:33.516
11	<u>1:32.737</u>	+1.093	16:53:06.253
12	1:34.731	+3.087	16:54:40.984

Lap	Lap Tm	Diff	Time of Day
(32) LEANDRO MACHADO			
1	<u>1:29.716</u>	-	16:37:27.545
2	1:30.180	+0.464	16:38:57.725
3	<u>1:30.231</u>	+0.515	16:40:27.956
4	1:30.742	+1.026	16:41:58.698
5	<u>1:31.001</u>	+1.285	16:43:29.699
6	1:30.849	+1.133	16:45:00.548
7	<u>1:34.411</u>	+4.695	16:46:34.959
8	1:34.684	+4.968	16:48:09.643
9	<u>1:38.269</u>	+8.553	16:49:47.912
10	1:35.755	+6.039	16:51:23.667
11	<u>1:49.066</u>	+19.350	16:53:12.733
12	1:32.737	+3.021	16:54:45.470

Lap	Lap Tm	Diff	Time of Day
(170) BRUNO MONTANUCI			
1	<u>1:34.349</u>	+2.607	16:37:34.591
2	1:34.272	+2.530	16:39:08.863
3	<u>1:32.520</u>	+0.778	16:40:41.383



Abertura Paranaense de Motocross

FLN

Cascavel 1,200 Km

Prova

12/04/2015 16:00

Race (15:00 and 2 Laps)

Lap	Lap Tm	Diff	Time of Day
4	1:34.129	+2.387	16:42:15.512
5	1:33.463	+1.721	16:43:48.975
6	1:31.742	-	16:45:20.717
7	1:33.617	+1.875	16:46:54.334
8	1:33.226	+1.484	16:48:27.560
9	1:32.701	+0.959	16:50:00.261
10	1:35.655	+3.913	16:51:35.916
11	1:35.792	+4.050	16:53:11.708
12	1:36.426	+4.684	16:54:48.134

(111) GUILHERME FERREIRA LIMA

Lap	Lap Tm	Diff	Time of Day
1	1:22.030	+1.220	16:37:11.756
2	1:21.066	+0.256	16:38:32.822
3	1:20.810	-	16:39:53.632
4	1:21.642	+0.832	16:41:15.274
5	1:21.122	+0.312	16:42:36.396
6	1:32.464	+11.654	16:44:08.860
7	1:29.848	+9.038	16:45:38.708
8	1:30.197	+9.387	16:47:08.905
9	2:46.794	+1:25.984	16:49:55.699
10	1:44.650	+23.840	16:51:40.349
11	1:40.262	+19.452	16:53:20.611
12	1:40.689	+19.879	16:55:01.300

(21) MAICON STUANI

Lap	Lap Tm	Diff	Time of Day
1	1:35.131	+2.990	16:37:33.708
2	1:33.580	+1.439	16:39:07.288
3	1:32.141	-	16:40:39.429
4	1:32.850	+0.709	16:42:12.279
5	1:36.318	+4.177	16:43:48.597
6	1:39.188	+7.047	16:45:27.785
7	1:40.403	+8.262	16:47:08.188
8	1:38.352	+6.211	16:48:46.540
9	1:41.217	+9.076	16:50:27.757
10	1:40.546	+8.405	16:52:08.303
11	1:42.207	+10.066	16:53:50.510

(7) JULIO TEIXEIRA DA SILVA FILHO

Lap	Lap Tm	Diff	Time of Day
1	1:38.779	-	16:37:42.767
2	2:01.237	+22.458	16:39:44.004
3	1:41.299	+2.520	16:41:25.303
4	1:41.614	+2.835	16:43:06.917
5	1:40.137	+1.358	16:44:47.054
6	1:40.281	+1.502	16:46:27.335
7	1:51.806	+13.027	16:48:19.141
8	1:49.810	+11.031	16:50:08.951
9	1:43.027	+4.248	16:51:51.978
10	1:42.768	+3.989	16:53:34.746

(175) LUIS FELIPE FIETZ

Lap	Lap Tm	Diff	Time of Day
1	1:39.333	-	16:37:29.679
2	1:44.021	+4.688	16:39:13.700

Lap	Lap Tm	Diff	Time of Day
-----	--------	------	-------------

Lap	Lap Tm	Diff	Time of Day
-----	--------	------	-------------

Leonardo Rosa

Cristiano Cardoso

Orbits 4

www.amb-it.com
www.mylaps.com

ponsored to: Federacao Paranaense de Motociclismo