



Abertura ProTork Paranaense de VX 2020

Classificado por voltas


VX 3 Especial

Candói 1,000 Km

Prova

18/10/2020 12:10

Corrida (15:00 e 2 Voltas) iniciado em 12:07:42



P.	Nº	Nome do Piloto	V.	Melhor Volta	Diferença 1º	Espaço	Patrocínio
1	700	RODRIGO TABORDA	15	1:03.231			-
2	75	MARCIO LAGO	15	1:06.312	22.106	22.106	-
3	321	TIAGO GARCIA	15	1:07.555	55.759	33.653	PROTORK RACING OFICIAL SIQUEIRA CAMPOS - PR
4	36	ADILSON VOLPATO	15	1:07.799	59.871	4.112	-
5	909	LEONARDO CASSAROTTI	15	1:07.799	1:02.386	2.515	-
6	126	GUILHERME ROBERTO SILVA	15	1:08.986	1:05.809	3.423	-
7	9	MARCOS DÁRIO WUDARSKI	15	1:06.477	1:09.713	3.904	-
8	72	RENATO STACHIW	14	1:10.418	1 Volta	1 Volta	-
9	129	WILIAM GUTH	14	1:10.362	1 Volta	11.342	-
10	197	TIAGO RAIMAN	14		1 Volta	1.493	-
11	3	JEFERSON BICHARA	14	1:12.267	1 Volta	33.268	-
12	478	ANDRE LUIZ CUNHA CUNHA	13	1:15.759	2 Voltas	1 Volta	BURACO RACER CURITIBA - PR
13	36	MARCELO JOSE DE ALMEIDA DE ALMEIDA	13	1:15.236	2 Voltas	2.230	-
14	138	ALEXSANDER PRESLHAK	13	1:18.664	2 Voltas	43.394	-
15	13	FÁBIO DE LUCENA BRITO	9	1:10.501	6 Voltas	4 Voltas	-

Não classificado (50% = 7 Voltas)

251	CARLOS MEALE	6	1:12.774	9 Voltas	3 Voltas	
14	MARCIO FERNANDO BOROX	4	1:11.916	11 Voltas	2 Voltas	-

Margem da Vitoria	velocidade Media	Tempo Melhor volta	Melhor Veloc.	Melhor Volta por..
22.106	50,826	1:03.231	56,934	700 - RODRIGO TABORDA

Leonardo Rosa	Orbits
Cristiano Cardoso	

www.mylaps.com

nse de Motociclismo



Abertura ProTork Paranaense de VX 2020


VX 3 Especial

Candói 1,000 Km

Prova

18/10/2020 12:10

Corrida (15:00 e 2 Voltas) iniciado em 12:07:42



Lap	Lap Tm	Diff	me of Day
(700) RODRIGO TABORDA			
1	1:05.329	+2.098	1:05.933
2	1:04.143	+0.912	1:06.076
3	1:03.861	+0.630	1:05.937
4	1:03.231		1:03.168
5	1:06.100	+2.869	1:09.268
6	1:07.790	+4.559	1:17.058
7	1:08.845	+5.614	1:25.903
8	1:06.027	+2.796	1:31.930
9	1:07.196	+3.965	1:39.126
10	1:05.707	+2.476	1:44.833
11	1:05.684	+2.453	1:50.517
12	1:06.751	+3.520	1:57.268
13	1:06.400	+3.169	1:03.668
14	1:10.035	+6.804	1:13.703
15	1:11.711	+8.480	1:25.414
(75) MARCIO LAGO			
1	1:06.312		1:04.539
2	1:06.656	+0.344	1:01.195
3	1:07.218	+0.906	1:08.413
4	1:07.158	+0.846	1:15.571
5	1:07.419	+1.107	1:22.990
6	1:07.040	+0.728	1:30.030
7	1:07.123	+0.811	1:37.153
8	1:06.974	+0.662	1:44.127
9	1:06.927	+0.615	1:51.054
10	1:08.138	+1.826	1:59.192
11	1:07.631	+1.319	1:06.823
12	1:07.532	+1.220	1:14.355
13	1:08.407	+2.095	1:22.762
14	1:10.816	+4.504	1:33.578
15	1:13.942	+7.630	1:47.520
(321) TIAGO GARCIA			
1	1:07.783	+0.228	1:07.251
2	1:08.860	+1.305	1:06.111
3	1:07.804	+0.249	1:13.915
4	1:07.555		1:21.470
5	1:08.251	+0.696	1:29.721
6	1:10.570	+3.015	1:40.291
7	1:08.986	+1.431	1:49.277
8	1:10.813	+3.258	1:00.090
9	1:09.820	+2.265	1:09.910
10	1:09.335	+1.780	1:19.245
11	1:10.959	+3.404	1:30.204
12	1:11.669	+4.114	1:41.873
13	1:12.777	+5.222	1:54.650
14	1:12.635	+5.080	1:07.285
15	1:13.888	+6.333	1:21.173
(36) ADILSON VOLPATO			
1	1:11.168	+3.369	1:03.996
2	1:07.799		1:11.795
3	1:09.644	+1.845	1:21.439
4	1:10.066	+2.267	1:31.505
5	1:09.596	+1.797	1:41.101
6	1:08.777	+0.978	1:49.878
7	1:08.743	+0.944	1:58.621
8	1:09.784	+1.985	1:08.405
9	1:12.395	+4.596	1:20.800
10	1:10.153	+2.354	1:30.953
11	1:10.656	+2.857	1:41.609
12	1:10.991	+3.192	1:52.600
13	1:11.091	+3.292	1:03.691

Lap	Lap Tm	Diff	me of Day
14	1:11.204	+3.405	1:14.895
15	1:10.390	+2.591	1:25.285
(909) LEONARDO CASSAROTTI			
1	1:07.799		1:09.023
2	1:08.977	+1.178	1:08.000
3	1:07.924	+0.125	1:15.924
4	1:10.204	+2.405	1:26.128
5	1:10.653	+2.854	1:36.781
6	1:10.070	+2.271	1:46.851
7	1:09.508	+1.709	1:56.359
8	1:10.531	+2.732	1:06.890
9	1:11.375	+3.576	1:18.265
10	1:11.043	+3.244	1:29.308
11	1:11.183	+3.384	1:40.491
12	1:11.596	+3.797	1:52.087
13	1:13.486	+5.687	1:05.573
14	1:10.607	+2.808	1:16.180
15	1:11.620	+3.821	1:27.800
(126) GUILHERME ROBERTO SILVA			
1	1:09.207	+0.221	1:10.042
2	1:09.866	+0.880	1:19.908
3	1:09.039	+0.053	1:28.947
4	1:09.723	+0.737	1:38.670
5	1:09.800	+0.814	1:48.470
6	1:08.986		1:57.456
7	1:09.810	+0.824	1:07.266
8	1:10.737	+1.751	1:18.003
9	1:10.781	+1.795	1:28.784
10	1:10.559	+1.573	1:39.343
11	1:10.313	+1.327	1:49.656
12	1:09.917	+0.931	1:59.573
13	1:11.190	+2.204	1:10.763
14	1:10.084	+1.098	1:20.847
15	1:10.376	+1.390	1:31.223
(9) MARCOS DÁRIO WUDARSKI			
1	1:06.477		1:02.494
2	1:06.826	+0.349	1:09.320
3	1:06.676	+0.199	1:15.996
4	1:06.884	+0.407	1:22.880
5	1:07.148	+0.671	1:30.028
6	1:07.487	+1.010	1:37.515
7	1:12.294	+5.817	1:49.809
8	1:08.009	+1.532	1:57.818
9	1:12.824	+6.347	1:10.642
10	1:09.162	+2.685	1:19.804
11	1:07.925	+1.448	1:27.729
12	1:08.212	+1.735	1:35.941
13	1:10.773	+4.296	1:46.714
14	1:11.562	+5.085	1:58.276
15	1:16.851	+10.374	1:15.127
(72) RENATO STACHIW			
1	1:11.634	+1.216	1:07.783
2	1:10.552	+0.134	1:18.335
3	1:10.418		1:28.753
4	1:11.843	+1.425	1:40.596
5	1:10.722	+0.304	1:51.318
6	1:10.658	+0.240	1:01.976
7	1:10.796	+0.378	1:12.772
8	1:11.502	+1.084	1:24.274
9	1:11.452	+1.034	1:35.726
10	1:10.867	+0.449	1:46.593
11	1:13.051	+2.633	1:59.644

Lap	Lap Tm	Diff	me of Day
12	1:13.488	+3.070	1:13.132
13	1:11.963	+1.545	1:25.095
14	1:13.643	+3.225	1:38.738
(129) WILIAM GUTH			
1	1:11.457	+1.095	1:10.892
2	1:12.400	+2.038	1:23.292
3	1:11.728	+1.366	1:35.020
4	1:11.379	+1.017	1:46.399
5	1:11.094	+0.732	1:57.493
6	1:10.362		1:07.855
7	1:11.732	+1.370	1:19.587
8	1:11.969	+1.607	1:31.556
9	1:12.504	+2.142	1:44.060
10	1:12.988	+2.626	1:57.048
11	1:11.795	+1.433	1:08.843
12	1:13.346	+2.984	1:22.189
13	1:14.324	+3.962	1:36.513
14	1:13.567	+3.205	1:50.080
(197) TIAGO RAIMAN			
1	0.001	1.774	1:14.893
2	0.000	-	1:14.893
3	0.000	-	1:14.893
4	0.000	-	1:14.893
5	0.000	-	1:14.893
6	0.000	-	1:14.893
7	0.000	-	1:14.893
8	0.000	-	1:14.893
9	0.000	-	1:14.893
10	0.001	1.774	1:14.894
11	0.000	-	1:14.894
12	0.000	-	1:14.894
13	0.000	-	1:14.894
14	36.679	1.096	1:51.573
(3) JEFERSON BICHARA			
1	1:12.772	+0.505	1:07.247
2	1:12.267		1:19.514
3	1:12.316	+0.049	1:31.830
4	1:12.676	+0.409	1:44.506
5	1:14.034	+1.767	1:58.540
6	1:16.364	+4.097	1:14.904
7	1:14.142	+1.875	1:29.046
8	1:16.612	+4.345	1:45.658
9	1:16.244	+3.977	1:01.902
10	1:18.830	+6.563	1:20.732
11	1:16.772	+4.505	1:37.504
12	1:15.795	+3.528	1:53.299
13	1:16.613	+4.346	1:09.912
14	1:14.929	+2.662	1:24.841
(478) ANDRE LUIZ CUNHA CUNHA			
1	1:15.759		1:16.277
2	1:16.968	+1.209	1:33.245
3	1:16.004	+0.245	1:49.249
4	1:17.021	+1.262	1:06.270
5	1:18.291	+2.532	1:24.561
6	1:20.222	+4.463	1:44.783
7	1:20.487	+4.728	1:05.270
8	1:18.517	+2.758	1:23.787
9	1:16.604	+0.845	1:40.391
10	1:18.398	+2.639	1:58.789
11	1:17.202	+1.443	1:15.991
12	1:19.081	+3.322	1:35.072
13	1:17.251	+1.492	1:52.323

Leonardo Rosa

Orbits

Cristiano Cardoso

www.mylaps.com

anaense de Motociclismo



Abertura ProTork Paranaense de VX 2020


VX 3 Especial

Candói 1,000 Km

Prova

18/10/2020 12:10

Corrida (15:00 e 2 Voltas) iniciado em 12:07:42



Lap	Lap Tm	Diff	me of Day
-----	--------	------	-----------

(36) MARCELO JOSE DE ALMEIDA DE ALMEIDA

1	1:15.236		1:17.299
2	1:16.269	+1.033	1:33.568
3	1:16.761	+1.525	2:50.329
4	1:16.917	+1.681	4:07.246
5	1:18.075	+2.839	5:25.321
6	1:16.386	+1.150	6:41.707
7	1:18.731	+3.495	8:00.438
8	1:20.175	+4.939	9:20.613
9	1:18.233	+2.997	10:38.846
10	1:18.420	+3.184	11:57.266
11	1:22.440	+7.204	13:19.706
12	1:16.131	+0.895	14:35.837
13	1:18.716	+3.480	15:54.553

(138) ALEXSANDER PRESLHAK

1	1:18.664		1:23.125
2	1:18.872	+0.208	1:41.997
3	1:18.678	+0.014	3:00.675
4	1:20.636	+1.972	4:21.311
5	1:23.641	+4.977	5:44.952
6	1:22.075	+3.411	7:07.027
7	1:21.443	+2.779	8:28.470
8	1:21.438	+2.774	9:49.908
9	1:21.467	+2.803	11:11.375
10	1:19.164	+0.500	12:30.539
11	1:22.533	+3.869	13:53.072
12	1:22.418	+3.754	15:15.490
13	1:22.457	+3.793	16:37.947

(13) FÁBIO DE LUCENA BRITO

1	1:19.895	+9.394	0:11.896
2	1:10.501		1:22.397
3	1:11.473	+0.972	2:33.870
4	1:11.163	+0.662	3:45.033
5	1:10.617	+0.116	4:55.650
6	1:11.609	+1.108	6:07.259
7	1:12.060	+1.559	7:19.319
8	1:24.180	+13.679	8:43.499
9	1:17.860	+7.359	10:01.359

(251) CARLOS MEALE

1	1:14.323	+1.549	1:12.821
2	1:12.907	+0.133	1:25.728
3	1:12.774		2:38.502
4	1:14.318	+1.544	3:52.820
5	1:13.834	+1.060	5:06.654
6	1:14.428	+1.654	6:21.082

(14) MARCIO FERNANDO BOROX

1	1:11.916		1:09.716
2	1:22.618	+10.702	1:32.334
3	1:13.457	+1.541	2:45.791
4	4:22.600	0.684	7:08.391

Leonardo Rosa

Orbits

Cristiano Cardoso

www.mylaps.com

anaense de Motociclismo