




2ª Etapa dos Campeonatos BR VX e PR VX

Classificado por voltas

65cc Pista do Jordão-Guarapuava 1,100 Km
 Prova 31/10/2020 14:20
 Corrida (12:00 e 2 Voltas) iniciado em 14:47:18



P.	Nº	Nome do Piloto	V.	Melhor Volta	Diferença 1º	Espaço	Patrocínio
1	38	CAIO GROSBELLI	13	1:04.157			RENOVA GRAFIX, RACER OFF ROAD, PAÇOCA SUSPENSÃO.
2	900	LUCAS EDUARDO MATOS	13	1:04.610	0.751	0.751	BIOLIN LABORATORIO - LUCAS MOTO PECAS
3	31	DAVI STELLE	13	1:06.119	23.357	22.606	BOLACHAS JONKER - PROTORK
4	27	RAONI MARTINS RAMOS	13	1:07.353	36.731	13.374	GRINGA MX / SERGINHO SUSPENSÕES
5	720	LUAN CARLOS DURANTE	13	1:07.472	37.979	1.248	"AUTO MECÂNICA CENTER CAR
6	7	LUIZ GUSTAVO WALTER PINOTTI	13	1:07.027	47.356	9.377	SOCARRAO
7	749	CASSIO MANYS	13	1:08.772	48.765	1.409	EQUIPE DOMINIO AMBIENTAL
8	83	BERNARDO FONTANA	13	1:08.564	49.376	0.611	NIUMAR RAICING MX
9	2	ERIC GUSTAVO	13	1:07.410	49.552	0.176	MD AUTO PEÇAS, GUINCHOS BORTONCELLO METALÚRGIC
10	634	GUSTAVO LAIOL DE COL	13	1:09.061	1:01.542	11.990	MORGAN SEMENTES E BIOTECNOLOGIA
11	17	PEDRO PIETA REIS	13	1:09.169	1:04.443	2.901	BREGANHA MOTOS
12	852	THOMAZ (THE KID) GOMES DE LIMA	12	1:09.729	1 Volta	1 Volta	LUTAKATHO TRANSPORTES, LCV SPORTS, JULIANO MANUT
13	9	GUSTAVO LUIZ CAMOZZATO	12	1:11.019	1 Volta	2.674	RESTAURANTE E ASSADOS MAMUTE LTDA, MD9 PREPARAÇ
14	21	HEITOR BENCKE ZORZO	12	1:09.778	1 Volta	20.345	FABIANO VIDROS
15	707	BENICIO CASSAROTTI	12	1:12.472	1 Volta	20.664	MUNDIAL PRIME - GRIFFT GRAFICOS
16	281	JOAO VITOR MEDEIROS	11	1:18.603	2 Voltas	1 Volta	SUL BRASIL PIQUENO PREPARAÇÕES ACEROL DISTRIBUID
17	222	ANTHONY PIROLI	11	1:19.603	2 Voltas	24.082	KIMOTO RACING / ART CLAS / BORILLI RACING / EF CAPAS /
18	911	PEDRO VARMELING	10	1:23.369	3 Voltas	1 Volta	BOVINO NOBRE
19	301	TOMÁS NEGRELLO DE MELO	10	1:23.033	3 Voltas	9.973	GRUPO SPINA
20	369	RAUL GABRIEL GUEDES	9	1:25.975	4 Voltas	1 Volta	AUTO ELÉTRICA TRUCK CAR AMX CVEL
21	8	EMANUELLE RIBEIRO DE SOUZA	8	1:48.199	5 Voltas	1 Volta	MW RETIFICA DE MOTORES, BETO RANCING, CASA DO COLO
22	19	DENYTER DOUGLAS DORFSCHMIDT	6	1:07.899	7 Voltas	2 Voltas	"REDPANTHER/CHOCOLATESROMA/SFERRIÉ/

Não classificado (50% = 6 Voltas)

178	LUIZ MIGUEL STRUZZIK	4	1:13.716	9 Voltas	2 Voltas	MAT COSNT STRUZZIK LTDA
274	GUILHERME BUOZI	4	1:13.223	9 Voltas	0.858	SERGINHO SUSPENSAO, GAIA MX, JARVA RACING, PUTOLIN
36	AKIO HONDA	3	1:30.706	10 Voltas	1 Volta	

Margem da Vitoria

velocidade Media

Tempo Melhor volta

Melhor Veloc.

Melhor Volta por..

0.751 56,865 1:04.157 61,724 38 - CAIO GROSBELLI

Cristiano Cardoso

Orbits

Leonardo Rosa

www.mylaps.com


nse de Motociclismo



2ª Etapa dos Campeonatos BR VX e PR VX

65cc
 Prova 31/10/2020 14:20
 Corrida (12:00 e 2 Voltas) iniciado em 14:47:18

Pista do Jordão-Guarapuava 1,100 Km



Lap	Lap Tm	Diff	me of Day
(38) CAIO GROSSELLI			
1	1:04.157		1:06.909
2	1:05.126	+0.969	1:12.035
3	1:05.536	+1.379	1:17.571
4	1:06.518	+2.361	1:24.089
5	1:06.155	+1.998	1:30.244
6	1:05.141	+0.984	1:35.385
7	1:05.579	+1.422	1:40.964
8	1:06.310	+2.153	1:47.274
9	1:06.195	+2.038	1:53.469
10	1:05.767	+1.610	1:59.236
11	1:06.004	+1.847	1:05.240
12	1:09.025	+4.868	1:14.265
13	1:10.002	+5.845	1:24.267
(900) LUCAS EDUARDO MATOS			
1	1:05.415	+0.805	1:08.506
2	1:06.064	+1.454	1:14.570
3	1:05.367	+0.757	1:19.937
4	1:05.706	+1.096	1:25.643
5	1:04.610		1:30.253
6	1:05.983	+1.373	1:36.236
7	1:06.093	+1.483	1:42.329
8	1:07.165	+2.555	1:49.494
9	1:04.965	+0.355	1:54.459
10	1:07.851	+3.241	1:02.310
11	1:07.827	+3.217	1:10.137
12	1:07.578	+2.968	1:17.715
13	1:07.303	+2.693	1:25.018
(31) DAVI STELLE			
1	1:06.878	+0.759	1:12.764
2	1:07.134	+1.015	1:19.898
3	1:07.721	+1.602	1:27.619
4	1:08.872	+2.753	1:36.491
5	1:08.936	+2.817	1:45.427
6	1:06.422	+0.303	1:51.849
7	1:10.183	+4.064	1:02.032
8	1:06.119		1:08.151
9	1:06.464	+0.345	1:14.615
10	1:07.456	+1.337	1:22.071
11	1:07.983	+1.864	1:30.054
12	1:08.027	+1.908	1:38.081
13	1:09.543	+3.424	1:47.624
(27) RAONI MARTINS RAMOS			
1	1:07.806	+0.453	1:12.321
2	1:07.856	+0.503	1:20.177
3	1:08.591	+1.238	1:28.768
4	1:09.431	+2.078	1:38.199
5	1:08.939	+1.586	1:47.138
6	1:08.185	+0.832	1:55.323
7	1:08.210	+0.857	1:03.533
8	1:07.353		1:10.886
9	1:07.967	+0.614	1:18.853
10	1:10.208	+2.855	1:29.061
11	1:09.604	+2.251	1:38.665
12	1:09.391	+2.038	1:48.056
13	1:12.942	+5.589	1:00.998
(720) LUAN CARLOS DURANTE			
1	1:08.970	+1.498	1:15.973
2	1:07.837	+0.365	1:23.810
3	1:08.119	+0.647	1:31.929
4	1:09.473	+2.001	1:41.402

Lap	Lap Tm	Diff	me of Day
5	1:10.404	+2.932	1:51.806
6	1:10.456	+2.984	1:02.262
7	1:10.052	+2.580	1:12.314
8	1:09.100	+1.628	1:21.414
9	1:07.472		1:28.886
10	1:09.460	+1.988	1:38.346
11	1:07.570	+0.998	1:45.916
12	1:07.513	+0.041	1:53.429
13	1:08.817	+1.345	1:02.246
(7) LUIZ GUSTAVO WALTER PINOTTI			
1	1:07.027		1:11.471
2	1:07.938	+0.911	1:19.409
3	1:07.964	+0.937	1:27.373
4	1:08.630	+1.603	1:36.003
5	1:08.771	+1.744	1:44.774
6	1:09.199	+2.172	1:53.973
7	1:10.798	+3.771	1:04.771
8	1:10.006	+2.979	1:14.777
9	1:10.757	+3.730	1:25.534
10	1:11.120	+4.093	1:36.654
11	1:11.765	+4.738	1:48.419
12	1:11.020	+3.993	1:59.439
13	1:12.184	+5.157	1:11.623
(749) CASSIO MANYS			
1	1:09.461	+0.689	1:18.783
2	1:09.350	+0.578	1:28.133
3	1:08.772		1:36.905
4	1:09.533	+0.761	1:46.438
5	1:09.147	+0.375	1:55.585
6	1:09.103	+0.331	1:04.688
7	1:10.294	+1.522	1:14.982
8	1:08.774	+0.002	1:23.756
9	1:08.966	+0.194	1:32.722
10	1:10.844	+2.072	1:43.566
11	1:09.730	+0.958	1:53.296
12	1:09.189	+0.417	1:02.485
13	1:10.547	+1.775	1:13.032
(83) BERNARDO FONTANA			
1	1:09.929	+1.365	1:17.951
2	1:08.616	+0.052	1:26.567
3	1:09.872	+1.308	1:36.439
4	1:08.564		1:45.003
5	1:09.424	+0.860	1:54.427
6	1:10.029	+1.465	1:04.456
7	1:10.851	+2.287	1:15.307
8	1:09.574	+1.010	1:24.881
9	1:08.851	+0.287	1:33.732
10	1:10.814	+2.250	1:44.546
11	1:09.630	+1.066	1:54.176
12	1:09.925	+1.361	1:04.101
13	1:09.542	+0.978	1:13.643
(2) ERIC GUSTAVO			
1	1:09.919	+2.509	1:19.692
2	1:08.740	+1.330	1:28.432
3	1:08.985	+1.575	1:37.417
4	1:09.833	+2.423	1:47.250
5	1:11.329	+3.919	1:58.579
6	1:10.575	+3.165	1:09.154
7	1:11.321	+3.911	1:20.475
8	1:09.057	+1.647	1:29.532
9	1:08.907	+1.497	1:38.439
10	1:10.428	+3.018	1:48.867

Lap	Lap Tm	Diff	me of Day
11	1:09.227	+1.817	1:58.094
12	1:08.315	+0.905	1:06.409
13	1:07.410		1:13.819
(634) GUSTAVO LAIOL DE COL			
1	1:09.061		1:15.561
2	1:10.168	+1.107	1:25.729
3	1:10.115	+1.054	1:35.844
4	1:09.780	+0.719	1:45.624
5	1:12.360	+3.299	1:57.984
6	1:10.732	+1.671	1:08.716
7	1:12.262	+3.201	1:20.978
8	1:10.272	+1.211	1:31.250
9	1:09.116	+0.055	1:40.366
10	1:11.528	+2.467	1:51.894
11	1:12.701	+3.640	1:04.595
12	1:11.210	+2.149	1:15.805
13	1:10.004	+0.943	1:25.809
(17) PEDRO PIETA REIS			
1	1:10.948	+1.779	1:22.156
2	1:09.169		1:31.325
3	1:09.374	+0.205	1:40.699
4	1:10.129	+0.960	1:50.828
5	1:10.338	+1.169	1:01.166
6	1:11.452	+2.283	1:12.618
7	1:10.789	+1.620	1:23.407
8	1:11.493	+2.324	1:34.900
9	1:10.700	+1.531	1:45.600
10	1:10.529	+1.360	1:56.129
11	1:11.241	+2.072	1:07.370
12	1:10.312	+1.143	1:17.682
13	1:11.028	+1.859	1:28.710
(852) THOMAZ (THE KID) GOMES DE LIMA			
1	1:09.729		1:17.177
2	1:10.001	+0.272	1:27.178
3	1:12.612	+2.883	1:39.790
4	1:15.840	+6.111	1:55.630
5	1:15.182	+5.453	1:10.812
6	1:12.627	+2.898	1:23.439
7	1:10.847	+1.118	1:34.286
8	1:10.858	+1.129	1:45.144
9	1:10.546	+0.817	1:55.690
10	1:10.803	+1.074	1:06.493
11	1:12.462	+2.733	1:18.955
12	1:15.379	+5.650	1:34.334
(9) GUSTAVO LUIZ CAMOZZATO			
1	1:11.901	+0.882	1:23.885
2	1:11.312	+0.293	1:35.197
3	1:11.428	+0.409	1:46.625
4	1:11.019		1:57.644
5	1:11.887	+0.868	1:09.531
6	1:14.835	+3.816	1:24.366
7	1:12.300	+1.281	1:36.666
8	1:12.215	+1.196	1:48.881
9	1:12.882	+1.863	1:01.763
10	1:12.865	+1.846	1:14.628
11	1:11.207	+0.188	1:25.835
12	1:11.173	+0.154	1:37.008
(21) HEITOR BENCKE ZORZO			
1	1:11.299	+1.521	1:20.328
2	1:09.778		1:30.106
3	1:11.705	+1.927	1:41.811

Cristiano Cardoso

Orbits

Leonardo Rosa

www.mylaps.com

anaense de Motociclismo



2ª Etapa dos Campeonatos BR VX e PR VX


65cc

Pista do Jordão-Guarapuava 1,100 Km

Prova

31/10/2020 14:20

Corrida (12:00 e 2 Voltas) iniciado em 14:47:18



Lap	Lap Tm	Diff	me of Day
4	1:11.214	+1.436	:53.025
5	1:12.053	+2.275	:05.078
6	1:15.183	+5.405	:20.261
7	1:13.697	+3.919	:33.958
8	1:11.656	+1.878	:45.614
9	1:11.627	+1.849	:57.241
10	1:30.925	+21.147	:28.166
11	1:14.901	+5.123	:43.067
12	1:14.286	+4.508	:57.353

(707) BENICIO CASSAROTTI

1	1:13.712	+1.240	:27.764
2	1:12.990	+0.518	:40.754
3	1:12.896	+0.424	:53.650
4	1:12.472		:06.122
5	1:15.546	+3.074	:21.668
6	1:18.138	+5.666	:39.806
7	1:15.181	+2.709	:54.987
8	1:15.686	+3.214	:10.673
9	1:17.169	+4.697	:27.842
10	1:16.686	+4.214	:44.528
11	1:17.153	+4.681	:01.681
12	1:16.336	+3.864	:18.017

(281) JOAO VITOR MEDEIROS

1	1:20.482	+1.879	:36.924
2	1:20.107	+1.504	:57.031
3	1:20.074	+1.471	:17.105
4	1:21.618	+3.015	:38.723
5	1:22.657	+4.054	:01.380
6	1:21.784	+3.181	:23.164
7	1:18.603		:41.767
8	1:20.562	+1.959	:02.329
9	1:20.176	+1.573	:22.505
10	1:20.818	+2.215	:43.323
11	1:21.290	+2.687	:04.613

(222) ANTHONY PIROLI

1	1:19.992	+0.389	:35.603
2	1:19.603		:55.206
3	1:20.137	+0.534	:15.343
4	1:21.951	+2.348	:37.294
5	1:22.203	+2.600	:59.497
6	1:25.619	+6.016	:25.116
7	1:22.970	+3.367	:48.086
8	1:24.815	+5.212	:12.901
9	1:23.826	+4.223	:36.727
10	1:24.253	+4.650	:00.980
11	1:27.715	+8.112	:28.695

(911) PEDRO VARMEILING

1	1:23.369		:41.218
2	1:25.430	+2.061	:06.648
3	1:24.679	+1.310	:31.327
4	1:26.464	+3.095	:57.791
5	1:26.686	+3.317	:24.477
6	1:24.204	+0.835	:48.681
7	1:23.946	+0.577	:12.627
8	1:26.535	+3.166	:39.162
9	1:25.967	+2.598	:05.129
10	1:25.546	+2.177	:30.675

(301) TOMÁS NEGRELLO DE MELO

1	1:28.233	+5.200	:49.502
2	1:23.033		:12.535
3	1:24.000	+0.967	:36.535

Lap	Lap Tm	Diff	me of Day
4	1:28.847	+5.814	:05.382
5	1:27.021	+3.988	:32.403
6	1:25.566	+2.533	:57.969
7	1:25.430	+2.397	:23.399
8	1:25.109	+2.076	:48.508
9	1:25.911	+2.878	:14.419
10	1:26.229	+3.196	:40.648

(369) RAUL GABRIEL GUEDES

1	1:30.745	+4.770	:51.407
2	1:28.514	+2.539	:19.921
3	1:31.259	+5.284	:51.180
4	1:31.899	+5.924	:23.079
5	2:36.524	10.549	:59.603
6	1:25.975		:25.578
7	1:30.326	+4.351	:55.904
8	1:26.987	+1.012	:22.891
9	1:27.549	+1.574	:50.440

(8) EMANUELLE RIBEIRO DE SOUZA

1	1:48.325	+0.126	:16.056
2	1:52.753	+4.554	:08.809
3	1:53.172	+4.973	:01.981
4	1:51.048	+2.849	:53.029
5	1:48.944	+0.745	:41.973
6	1:51.941	+3.742	:33.914
7	1:50.706	+2.507	:24.620
8	1:48.199		:12.819

(19) DENYTER DOUGLAS DORFSCHMIDT

1	1:11.482	+3.583	:24.693
2	1:07.899		:32.592
3	1:10.149	+2.250	:42.741
4	1:09.836	+1.937	:52.577
5	1:10.242	+2.343	:02.819
6	1:14.171	+6.272	:16.990

(178) LUIZ MIGUEL STRUZIK

1	1:14.243	+0.527	:25.137
2	1:13.716		:38.853
3	1:15.061	+1.345	:53.914
4	1:14.723	+1.007	:08.637

(274) GUILHERME BUOZI

1	1:15.679	+2.456	:28.833
2	1:13.223		:42.056
3	1:14.056	+0.833	:56.112
4	1:13.383	+0.160	:09.495

(36) AKIO HONDA

1	1:31.194	+0.488	:53.587
2	1:30.706		:24.293
3	1:33.220	+2.514	:57.513

Cristiano Cardoso

Orbits

Leonardo Rosa

www.mylaps.com

anaense de Motociclismo